

STUDENTS FEEDBACK FOR A.Y. 2018-19

SAU. SHANTADEVI VEDPRAKASH PATIL AYURVED COLLEGE AND RESEARCH INSTITUTE

NAME OF THE STUDENT *

Akash madhukar Chavan

ROLL NO. *

1

EMAIL ID

ac9498878@gmail.com

CONTACT NO. *

7385050229

YEAR OF STUDY *

☐ I YEAR

☒ II YEAR

☐ III YEAR

☐ IV YEAR

GENDER *

- ☒ MALE
- ☐ FEMALE
- ☐ TRANSGENDER

1.How much of the syllabus was covered in the class? *

- ☒ 4 – 85 to 100%
- ☐ 3 – 70 to 84%
- ☐ 2 – 55 to 69%
- ☐ 1– 30 to 54%
- ☐ 0 –Below 30%

2. How well did the teachers prepare for the classes? *

- ☒ 4 –Thoroughly
- ☐ 3 – Satisfactorily
- ☐ 2 – Poorly
- ☐ 1 – Indifferently
- ☐ 0 – Won't teach at all

3. How well were the teachers able to communicate? *

- ☒ 4 – Always effective
- ☐ 3 – Sometimes effective
- ☐ 2 – Just satisfactorily
- ☐ 1 – Generally ineffective
- ☐ 0 – Very poor communication

4. The teacher's approach to teaching can best be described as *

- ☒ 4 – Excellent
- ☐ 3 – Very good
- ☐ 2 – Good
- ☐ 1 – Fair
- ☐ 0 – Poor

5. Fairness of the internal evaluation process by the teachers *

- ☒ 4 – Always fair
- ☐ 3 – Usually fair
- ☐ 2 – Sometimes unfair
- ☐ 1 – Usually unfair
- ☐ 0 – Unfair

6. Was your performance in assignments discussed with you? *

- ☒ 4 – Every time
- ☐ 3 – Usually
- ☐ 2 – Occasionally/Sometimes
- ☐ 1 – Rarely
- ☐ 0– Never

7. The institute takes active interest in promoting internship, student exchange, field visit opportunities for students. *

- ☒ 4 – Regularly
- ☐ 3 – Often
- ☐ 2 – Sometimes
- ☐ 1 – Rarely
- ☐ 0– Never

8. The teaching and mentoring process in your institution facilitates you in cognitive, social and emotional growth. *

- ☒ 4 – Significantly
- ☐ 3 – Very well
- ☐ 2 – Moderately
- ☐ 1 – Marginally
- ☐ 0– Not at all

9. The institution provides multiple opportunities to learn and grow. *

- ☒ 4 – Strongly agree
- ☐ 3 – Agree
- ☐ 2 – Neutral
- ☐ 1 – Disagree
- ☐ 0 – Strongly disagree

10. Teachers inform you about your expected competencies, course outcomes and programme outcomes. *

- ☒ 4 – Every time
- ☐ 3 – Usually
- ☐ 2 – Occasionally/Sometimes
- ☐ 1 – Rarely
- ☐ 0 – Never

11. Your mentor does a necessary follow-up with an assigned task to you. *

- ☒ 4 – Every time
- ☐ 3 – Usually
- ☐ 2 – Occasionally/Sometimes
- ☐ 1 – Rarely
- ☐ 0 – I don't have a mentor

12. The teachers illustrate the concepts through examples and applications. *

- ☒ 4 – Every time
- ☐ 3 – Usually
- ☐ 2 – Occasionally/Sometimes
- ☐ 1 – Rarely
- ☐ 0 – Never

13. The teachers identify your strengths and encourage you with providing right level of challenges. *

- ☒ 4 – Fully
- ☐ 3 – Reasonably
- ☐ 2 – Partially
- ☐ 1 – Slightly
- ☐ 0 – Unable to

14. Teachers are able to identify your weaknesses and help you to overcome them. *

- ☒ 4 – Every time
- ☐ 3 – Usually
- ☐ 2 – Occasionally/Sometimes
- ☐ 1 – Rarely
- ☐ 0 – Never

15. The institution makes effort to engage students in the monitoring, review and continuous quality improvement of the teaching learning process. *

- ☒ 4 – Strongly agree
- ☐ 3 – Agree
- ☐ 2 – Neutral
- ☐ 1 – Disagree
- ☐ 0 – Strongly disagree

16. The institute/ teachers use student centric methods, such as experiential learning, participative learning and problem solving methodologies for enhancing learning experiences. *

- ☒ 4 – To a great extent
- ☐ 3 – Moderate
- ☐ 2 – Some what
- ☐ 1 – Very little
- ☐ 0 – Not at all

17. Teachers encourage you to participate in extracurricular activities. *

- ☒ 4 – Strongly agree
- ☐ 3 – Agree
- ☐ 2 – Neutral
- ☐ 1 – Disagree
- ☐ 0 – Strongly disagree

18. Efforts are made by the institute/ teachers to inculcate soft skills, life skills and employability skills to make you ready for the world of work. *

- ☒ 4 – To a great extent
- ☐ 3 – Moderate
- ☐ 2 – Some what
- ☐ 1 – Very little
- ☐ 0 – Not at all

19. What percentage of teachers use ICT tools such as LCD projector, Multimedia, etc. while teaching. *

- ☒ 4 – Above 90%
- ☐ 3 – 70 – 89%
- ☐ 2 – 50 – 69%
- ☐ 1 – 30 – 49%
- ☐ 0 – Below 29%

20. The overall quality of teaching-learning process in your institute is very good. *

- ☒ 4 –Strongly agree
- ☐ 3 – Agree
- ☐ 2 – Neutral
- ☐ 1 – Disagree
- ☐ 0 – Strongly disagree

21. Give suggestions to improve the overall teaching – learning experience in your institution. *

No need of suggestions

This content is neither created nor endorsed by Google.

Google Forms

STUDENTS FEEDBACK FOR A.Y. 2018-19

SAU. SHANTADEVI VEDPRAKASH PATIL AYURVED COLLEGE AND RESEARCH INSTITUTE

NAME OF THE STUDENT *

Omkar Gopalrao Lad

ROLL NO. *

21

EMAIL ID

ladomkar05@gmail.com

CONTACT NO. *

7775050191

YEAR OF STUDY *

- ☐ I YEAR
- ☒ II YEAR
- ☐ III YEAR
- ☐ IV YEAR

GENDER *

- ☒ MALE
- ☐ FEMALE
- ☐ TRANSGENDER

1.How much of the syllabus was covered in the class? *

- ☒ 4 – 85 to 100%
- ☐ 3 – 70 to 84%
- ☐ 2 – 55 to 69%
- ☐ 1– 30 to 54%
- ☐ 0 –Below 30%

2. How well did the teachers prepare for the classes? *

- ☒ 4 –Thoroughly
- ☐ 3 – Satisfactorily
- ☐ 2 – Poorly
- ☐ 1 – Indifferently
- ☐ 0 – Won't teach at all

3. How well were the teachers able to communicate? *

- ☒ 4 – Always effective
- ☐ 3 – Sometimes effective
- ☐ 2 – Just satisfactorily
- ☐ 1 – Generally ineffective
- ☐ 0 – Very poor communication

4. The teacher's approach to teaching can best be described as *

- ☒ 4 – Excellent
- ☐ 3 – Very good
- ☐ 2 – Good
- ☐ 1 – Fair
- ☐ 0 – Poor

5. Fairness of the internal evaluation process by the teachers *

- ☒ 4 – Always fair
- ☐ 3 – Usually fair
- ☐ 2 – Sometimes unfair
- ☐ 1 – Usually unfair
- ☐ 0 – Unfair

6. Was your performance in assignments discussed with you? *

- ☒ 4 – Every time
- ☐ 3 – Usually
- ☐ 2 – Occasionally/Sometimes
- ☐ 1 – Rarely
- ☐ 0– Never

7. The institute takes active interest in promoting internship, student exchange, field visit opportunities for students. *

- ☒ 4 – Regularly
- ☐ 3 – Often
- ☐ 2 – Sometimes
- ☐ 1 – Rarely
- ☐ 0– Never

8. The teaching and mentoring process in your institution facilitates you in cognitive, social and emotional growth. *

- ☒ 4 – Significantly
- ☐ 3 – Very well
- ☐ 2 – Moderately
- ☐ 1 – Marginally
- ☐ 0– Not at all

9. The institution provides multiple opportunities to learn and grow. *

- ☒ 4 – Strongly agree
- ☐ 3 – Agree
- ☐ 2 – Neutral
- ☐ 1 – Disagree
- ☐ 0 – Strongly disagree

10. Teachers inform you about your expected competencies, course outcomes and programme outcomes. *

- ☒ 4 – Every time
- ☐ 3 – Usually
- ☐ 2 – Occasionally/Sometimes
- ☐ 1 – Rarely
- ☐ 0 – Never

11. Your mentor does a necessary follow-up with an assigned task to you. *

- ☒ 4 – Every time
- ☐ 3 – Usually
- ☐ 2 – Occasionally/Sometimes
- ☐ 1 – Rarely
- ☐ 0 – I don't have a mentor

12. The teachers illustrate the concepts through examples and applications. *

- ☒ 4 – Every time
- ☐ 3 – Usually
- ☐ 2 – Occasionally/Sometimes
- ☐ 1 – Rarely
- ☐ 0 – Never

13. The teachers identify your strengths and encourage you with providing right level of challenges. *

- ☒ 4 – Fully
- ☐ 3 – Reasonably
- ☐ 2 – Partially
- ☐ 1 – Slightly
- ☐ 0 – Unable to

14. Teachers are able to identify your weaknesses and help you to overcome them. *

- ☒ 4 – Every time
- ☐ 3 – Usually
- ☐ 2 – Occasionally/Sometimes
- ☐ 1 – Rarely
- ☐ 0 – Never

15. The institution makes effort to engage students in the monitoring, review and continuous quality improvement of the teaching learning process. *

- ☒ 4 – Strongly agree
- ☐ 3 – Agree
- ☐ 2 – Neutral
- ☐ 1 – Disagree
- ☐ 0 – Strongly disagree

16. The institute/ teachers use student centric methods, such as experiential learning, participative learning and problem solving methodologies for enhancing learning experiences. *

- ☒ 4 – To a great extent
- ☐ 3 – Moderate
- ☐ 2 – Some what
- ☐ 1 – Very little
- ☐ 0 – Not at all

17. Teachers encourage you to participate in extracurricular activities. *

- ☒ 4 – Strongly agree
- ☐ 3 – Agree
- ☐ 2 – Neutral
- ☐ 1 – Disagree
- ☐ 0 – Strongly disagree

18. Efforts are made by the institute/ teachers to inculcate soft skills, life skills and employability skills to make you ready for the world of work. *

- ☒ 4 – To a great extent
- ☐ 3 – Moderate
- ☐ 2 – Some what
- ☐ 1 – Very little
- ☐ 0 – Not at all

19. What percentage of teachers use ICT tools such as LCD projector, Multimedia, etc. while teaching. *

- ☒ 4 – Above 90%
- ☐ 3 – 70 – 89%
- ☐ 2 – 50 – 69%
- ☐ 1 – 30 – 49%
- ☐ 0 – Below 29%

20. The overall quality of teaching-learning process in your institute is very good. *

- ☒ 4 –Strongly agree
- ☐ 3 – Agree
- ☐ 2 – Neutral
- ☐ 1 – Disagree
- ☐ 0 – Strongly disagree

21. Give suggestions to improve the overall teaching – learning experience in your institution. *

No space for improvement its amazing.

This content is neither created nor endorsed by Google.

Google Forms

STUDENTS FEEDBACK FOR A.Y. 2018-19

SAU. SHANTADEVI VEDPRAKASH PATIL AYURVED COLLEGE AND RESEARCH INSTITUTE

NAME OF THE STUDENT *

Anuradha Shrihari Tarate

ROLL NO. *

27

EMAIL ID

anuradhatarate@gmail.com

CONTACT NO. *

7414960030

YEAR OF STUDY *

- ☐ I YEAR
- ☒ II YEAR
- ☐ III YEAR
- ☐ IV YEAR

GENDER *

- ☐ MALE
- ☒ FEMALE
- ☐ TRANSGENDER

1.How much of the syllabus was covered in the class? *

- ☒ 4 – 85 to 100%
- ☐ 3 – 70 to 84%
- ☐ 2 – 55 to 69%
- ☐ 1– 30 to 54%
- ☐ 0 –Below 30%

2. How well did the teachers prepare for the classes? *

- ☒ 4 –Thoroughly
- ☐ 3 – Satisfactorily
- ☐ 2 – Poorly
- ☐ 1 – Indifferently
- ☐ 0 – Won't teach at all

3. How well were the teachers able to communicate? *

- ☒ 4 – Always effective
- ☐ 3 – Sometimes effective
- ☐ 2 – Just satisfactorily
- ☐ 1 – Generally ineffective
- ☐ 0 – Very poor communication

4. The teacher's approach to teaching can best be described as *

- ☒ 4 – Excellent
- ☐ 3 – Very good
- ☐ 2 – Good
- ☐ 1 – Fair
- ☐ 0 – Poor

5. Fairness of the internal evaluation process by the teachers *

- ☒ 4 – Always fair
- ☐ 3 – Usually fair
- ☐ 2 – Sometimes unfair
- ☐ 1 – Usually unfair
- ☐ 0 – Unfair

6. Was your performance in assignments discussed with you? *

- ☒ 4 – Every time
- ☐ 3 – Usually
- ☐ 2 – Occasionally/Sometimes
- ☐ 1 – Rarely
- ☐ 0– Never

7. The institute takes active interest in promoting internship, student exchange, field visit opportunities for students. *

- ☒ 4 – Regularly
- ☐ 3 – Often
- ☐ 2 – Sometimes
- ☐ 1 – Rarely
- ☐ 0– Never

8. The teaching and mentoring process in your institution facilitates you in cognitive, social and emotional growth. *

- ☒ 4 – Significantly
- ☐ 3 – Very well
- ☐ 2 – Moderately
- ☐ 1 – Marginally
- ☐ 0– Not at all

9. The institution provides multiple opportunities to learn and grow. *

- ☒ 4 – Strongly agree
- ☐ 3 – Agree
- ☐ 2 – Neutral
- ☐ 1 – Disagree
- ☐ 0 – Strongly disagree

10. Teachers inform you about your expected competencies, course outcomes and programme outcomes. *

- ☒ 4 – Every time
- ☐ 3 – Usually
- ☐ 2 – Occasionally/Sometimes
- ☐ 1 – Rarely
- ☐ 0 – Never

11. Your mentor does a necessary follow-up with an assigned task to you. *

- ☒ 4 – Every time
- ☐ 3 – Usually
- ☐ 2 – Occasionally/Sometimes
- ☐ 1 – Rarely
- ☐ 0 – I don't have a mentor

12. The teachers illustrate the concepts through examples and applications. *

- ☒ 4 – Every time
- ☐ 3 – Usually
- ☐ 2 – Occasionally/Sometimes
- ☐ 1 – Rarely
- ☐ 0 – Never

13. The teachers identify your strengths and encourage you with providing right level of challenges. *

- ☒ 4 – Fully
- ☐ 3 – Reasonably
- ☐ 2 – Partially
- ☐ 1 – Slightly
- ☐ 0 – Unable to

14. Teachers are able to identify your weaknesses and help you to overcome them. *

- ☒ 4 – Every time
- ☐ 3 – Usually
- ☐ 2 – Occasionally/Sometimes
- ☐ 1 – Rarely
- ☐ 0 – Never

15. The institution makes effort to engage students in the monitoring, review and continuous quality improvement of the teaching learning process. *

- ☒ 4 – Strongly agree
- ☐ 3 – Agree
- ☐ 2 – Neutral
- ☐ 1 – Disagree
- ☐ 0 – Strongly disagree

16. The institute/ teachers use student centric methods, such as experiential learning, participative learning and problem solving methodologies for enhancing learning experiences. *

- ☒ 4 – To a great extent
- ☐ 3 – Moderate
- ☐ 2 – Some what
- ☐ 1 – Very little
- ☐ 0 – Not at all

17. Teachers encourage you to participate in extracurricular activities. *

- ☒ 4 – Strongly agree
- ☐ 3 – Agree
- ☐ 2 – Neutral
- ☐ 1 – Disagree
- ☐ 0 – Strongly disagree

18. Efforts are made by the institute/ teachers to inculcate soft skills, life skills and employability skills to make you ready for the world of work. *

- ☒ 4 – To a great extent
- ☐ 3 – Moderate
- ☐ 2 – Some what
- ☐ 1 – Very little
- ☐ 0 – Not at all

19. What percentage of teachers use ICT tools such as LCD projector, Multimedia, etc. while teaching. *

- ☐ 4 – Above 90%
- ☒ 3 – 70 – 89%
- ☐ 2 – 50 – 69%
- ☐ 1 – 30 – 49%
- ☐ 0 – Below 29%

20. The overall quality of teaching-learning process in your institute is very good. *

- ☒ 4 –Strongly agree
- ☐ 3 – Agree
- ☐ 2 – Neutral
- ☐ 1 – Disagree
- ☐ 0 – Strongly disagree

21. Give suggestions to improve the overall teaching – learning experience in your institution. *

It was very good

This content is neither created nor endorsed by Google.

Google Forms

STUDENTS FEEDBACK FOR A.Y. 2018-19

SAU. SHANTADEVI VEDPRAKASH PATIL AYURVED COLLEGE AND RESEARCH INSTITUTE

NAME OF THE STUDENT *

Giram parmashwar radhakrishnan

ROLL NO. *

14

EMAIL ID

giramparmashwar843@gmail.com

CONTACT NO. *

9503877384

YEAR OF STUDY *

- ☒ I YEAR
- ☐ II YEAR
- ☐ III YEAR
- ☐ IV YEAR

GENDER *

- ☒ MALE
- ☐ FEMALE
- ☐ TRANSGENDER

1.How much of the syllabus was covered in the class? *

- ☒ 4 – 85 to 100%
- ☐ 3 – 70 to 84%
- ☐ 2 – 55 to 69%
- ☐ 1– 30 to 54%
- ☐ 0 –Below 30%

2. How well did the teachers prepare for the classes? *

- ☐ 4 –Thoroughly
- ☒ 3 – Satisfactorily
- ☐ 2 – Poorly
- ☐ 1 – Indifferently
- ☐ 0 – Won't teach at all

3. How well were the teachers able to communicate? *

- ☒ 4 – Always effective
- ☐ 3 – Sometimes effective
- ☐ 2 – Just satisfactorily
- ☐ 1 – Generally ineffective
- ☐ 0 – Very poor communication

4. The teacher's approach to teaching can best be described as *

- ☒ 4 – Excellent
- ☐ 3 – Very good
- ☐ 2 – Good
- ☐ 1 – Fair
- ☐ 0 – Poor

5. Fairness of the internal evaluation process by the teachers *

- ☒ 4 – Always fair
- ☐ 3 – Usually fair
- ☐ 2 – Sometimes unfair
- ☐ 1 – Usually unfair
- ☐ 0 – Unfair

6. Was your performance in assignments discussed with you? *

- ☒ 4 – Every time
- ☐ 3 – Usually
- ☐ 2 – Occasionally/Sometimes
- ☐ 1 – Rarely
- ☐ 0– Never

7. The institute takes active interest in promoting internship, student exchange, field visit opportunities for students. *

- ☒ 4 – Regularly
- ☐ 3 – Often
- ☐ 2 – Sometimes
- ☐ 1 – Rarely
- ☐ 0– Never

8. The teaching and mentoring process in your institution facilitates you in cognitive, social and emotional growth. *

- ☒ 4 – Significantly
- ☐ 3 – Very well
- ☐ 2 – Moderately
- ☐ 1 – Marginally
- ☐ 0– Not at all

9. The institution provides multiple opportunities to learn and grow. *

- ☒ 4 – Strongly agree
- ☐ 3 – Agree
- ☐ 2 – Neutral
- ☐ 1 – Disagree
- ☐ 0 – Strongly disagree

10. Teachers inform you about your expected competencies, course outcomes and programme outcomes. *

- ☒ 4 – Every time
- ☐ 3 – Usually
- ☐ 2 – Occasionally/Sometimes
- ☐ 1 – Rarely
- ☐ 0 – Never

11. Your mentor does a necessary follow-up with an assigned task to you. *

- ☒ 4 – Every time
- ☐ 3 – Usually
- ☐ 2 – Occasionally/Sometimes
- ☐ 1 – Rarely
- ☐ 0 – I don't have a mentor

12. The teachers illustrate the concepts through examples and applications. *

- ☒ 4 – Every time
- ☐ 3 – Usually
- ☐ 2 – Occasionally/Sometimes
- ☐ 1 – Rarely
- ☐ 0 – Never

13. The teachers identify your strengths and encourage you with providing right level of challenges. *

- ☒ 4 – Fully
- ☐ 3 – Reasonably
- ☐ 2 – Partially
- ☐ 1 – Slightly
- ☐ 0 – Unable to

14. Teachers are able to identify your weaknesses and help you to overcome them. *

- ☒ 4 – Every time
- ☐ 3 – Usually
- ☐ 2 – Occasionally/Sometimes
- ☐ 1 – Rarely
- ☐ 0 – Never

15. The institution makes effort to engage students in the monitoring, review and continuous quality improvement of the teaching learning process. *

- ☒ 4 – Strongly agree
- ☐ 3 – Agree
- ☐ 2 – Neutral
- ☐ 1 – Disagree
- ☐ 0 – Strongly disagree

16. The institute/ teachers use student centric methods, such as experiential learning, participative learning and problem solving methodologies for enhancing learning experiences. *

- ☒ 4 – To a great extent
- ☐ 3 – Moderate
- ☐ 2 – Some what
- ☐ 1 – Very little
- ☐ 0 – Not at all

17. Teachers encourage you to participate in extracurricular activities. *

- ☒ 4 – Strongly agree
- ☐ 3 – Agree
- ☐ 2 – Neutral
- ☐ 1 – Disagree
- ☐ 0 – Strongly disagree

18. Efforts are made by the institute/ teachers to inculcate soft skills, life skills and employability skills to make you ready for the world of work. *

- ☒ 4 – To a great extent
- ☐ 3 – Moderate
- ☐ 2 – Some what
- ☐ 1 – Very little
- ☐ 0 – Not at all

19. What percentage of teachers use ICT tools such as LCD projector, Multimedia, etc. while teaching. *

- ☒ 4 – Above 90%
- ☐ 3 – 70 – 89%
- ☐ 2 – 50 – 69%
- ☐ 1 – 30 – 49%
- ☐ 0 – Below 29%

20. The overall quality of teaching-learning process in your institute is very good. *

- ☒ 4 –Strongly agree
- ☐ 3 – Agree
- ☐ 2 – Neutral
- ☐ 1 – Disagree
- ☐ 0 – Strongly disagree

21. Give suggestions to improve the overall teaching – learning experience in your institution. *

Exllent

This content is neither created nor endorsed by Google.

Google Forms

STUDENTS FEEDBACK FOR A.Y. 2018-19

SAU. SHANTADEVI VEDPRAKASH PATIL AYURVED COLLEGE AND RESEARCH INSTITUTE

NAME OF THE STUDENT *

Rohini Ramchandra Korade

ROLL NO. *

26

EMAIL ID

rohini3072000@gmail.com

CONTACT NO. *

9503619168

YEAR OF STUDY *

- ☒ I YEAR
- ☐ II YEAR
- ☐ III YEAR
- ☐ IV YEAR

GENDER *

- ☐ MALE
- ☒ FEMALE
- ☐ TRANSGENDER

1.How much of the syllabus was covered in the class? *

- ☒ 4 – 85 to 100%
- ☐ 3 – 70 to 84%
- ☐ 2 – 55 to 69%
- ☐ 1– 30 to 54%
- ☐ 0 –Below 30%

2. How well did the teachers prepare for the classes? *

- ☒ 4 –Thoroughly
- ☐ 3 – Satisfactorily
- ☐ 2 – Poorly
- ☐ 1 – Indifferently
- ☐ 0 – Won't teach at all

3. How well were the teachers able to communicate? *

- ☒ 4 – Always effective
- ☐ 3 – Sometimes effective
- ☐ 2 – Just satisfactorily
- ☐ 1 – Generally ineffective
- ☐ 0 – Very poor communication

4. The teacher's approach to teaching can best be described as *

- ☒ 4 – Excellent
- ☐ 3 – Very good
- ☐ 2 – Good
- ☐ 1 – Fair
- ☐ 0 – Poor

5. Fairness of the internal evaluation process by the teachers *

- ☒ 4 – Always fair
- ☐ 3 – Usually fair
- ☐ 2 – Sometimes unfair
- ☐ 1 – Usually unfair
- ☐ 0 – Unfair

6. Was your performance in assignments discussed with you? *

- ☒ 4 – Every time
- ☐ 3 – Usually
- ☐ 2 – Occasionally/Sometimes
- ☐ 1 – Rarely
- ☐ 0– Never

7. The institute takes active interest in promoting internship, student exchange, field visit opportunities for students. *

- ☒ 4 – Regularly
- ☐ 3 – Often
- ☐ 2 – Sometimes
- ☐ 1 – Rarely
- ☐ 0– Never

8. The teaching and mentoring process in your institution facilitates you in cognitive, social and emotional growth. *

- ☒ 4 – Significantly
- ☐ 3 – Very well
- ☐ 2 – Moderately
- ☐ 1 – Marginally
- ☐ 0– Not at all

9. The institution provides multiple opportunities to learn and grow. *

- ☒ 4 – Strongly agree
- ☐ 3 – Agree
- ☐ 2 – Neutral
- ☐ 1 – Disagree
- ☐ 0 – Strongly disagree

10. Teachers inform you about your expected competencies, course outcomes and programme outcomes. *

- ☒ 4 – Every time
- ☐ 3 – Usually
- ☐ 2 – Occasionally/Sometimes
- ☐ 1 – Rarely
- ☐ 0 – Never

11. Your mentor does a necessary follow-up with an assigned task to you. *

- ☒ 4 – Every time
- ☐ 3 – Usually
- ☐ 2 – Occasionally/Sometimes
- ☐ 1 – Rarely
- ☐ 0 – I don't have a mentor

12. The teachers illustrate the concepts through examples and applications. *

- ☒ 4 – Every time
- ☐ 3 – Usually
- ☐ 2 – Occasionally/Sometimes
- ☐ 1 – Rarely
- ☐ 0 – Never

13. The teachers identify your strengths and encourage you with providing right level of challenges. *

- ☒ 4 – Fully
- ☐ 3 – Reasonably
- ☐ 2 – Partially
- ☐ 1 – Slightly
- ☐ 0 – Unable to

14. Teachers are able to identify your weaknesses and help you to overcome them. *

- ☒ 4 – Every time
- ☐ 3 – Usually
- ☐ 2 – Occasionally/Sometimes
- ☐ 1 – Rarely
- ☐ 0 – Never

15. The institution makes effort to engage students in the monitoring, review and continuous quality improvement of the teaching learning process. *

- ☒ 4 – Strongly agree
- ☐ 3 – Agree
- ☐ 2 – Neutral
- ☐ 1 – Disagree
- ☐ 0 – Strongly disagree

16. The institute/ teachers use student centric methods, such as experiential learning, participative learning and problem solving methodologies for enhancing learning experiences. *

- ☒ 4 – To a great extent
- ☐ 3 – Moderate
- ☐ 2 – Some what
- ☐ 1 – Very little
- ☐ 0 – Not at all

17. Teachers encourage you to participate in extracurricular activities. *

- ☒ 4 – Strongly agree
- ☐ 3 – Agree
- ☐ 2 – Neutral
- ☐ 1 – Disagree
- ☐ 0 – Strongly disagree

18. Efforts are made by the institute/ teachers to inculcate soft skills, life skills and employability skills to make you ready for the world of work. *

- ☒ 4 – To a great extent
- ☐ 3 – Moderate
- ☐ 2 – Some what
- ☐ 1 – Very little
- ☐ 0 – Not at all

19. What percentage of teachers use ICT tools such as LCD projector, Multimedia, etc. while teaching. *

- ☒ 4 – Above 90%
- ☐ 3 – 70 – 89%
- ☐ 2 – 50 – 69%
- ☐ 1 – 30 – 49%
- ☐ 0 – Below 29%

20. The overall quality of teaching-learning process in your institute is very good. *

- ☒ 4 –Strongly agree
- ☐ 3 – Agree
- ☐ 2 – Neutral
- ☐ 1 – Disagree
- ☐ 0 – Strongly disagree

21. Give suggestions to improve the overall teaching – learning experience in your institution. *

Best experience

This content is neither created nor endorsed by Google.

Google Forms

STUDENTS FEEDBACK FOR A.Y. 2018-19

SAU. SHANTADEVI VEDPRAKASH PATIL AYURVED COLLEGE AND RESEARCH INSTITUTE

NAME OF THE STUDENT *

Rushikesh ashok munde

ROLL NO. *

30

EMAIL ID

rushikesh2545@gmail.com

CONTACT NO. *

9766142666

YEAR OF STUDY *

- ☒ I YEAR
- ☐ II YEAR
- ☐ III YEAR
- ☐ IV YEAR

GENDER *

- ☒ MALE
- ☐ FEMALE
- ☐ TRANSGENDER

1.How much of the syllabus was covered in the class? *

- ☒ 4 – 85 to 100%
- ☐ 3 – 70 to 84%
- ☐ 2 – 55 to 69%
- ☐ 1– 30 to 54%
- ☐ 0 –Below 30%

2. How well did the teachers prepare for the classes? *

- ☐ 4 –Thoroughly
- ☒ 3 – Satisfactorily
- ☐ 2 – Poorly
- ☐ 1 – Indifferently
- ☐ 0 – Won't teach at all

3. How well were the teachers able to communicate? *

- ☒ 4 – Always effective
- ☐ 3 – Sometimes effective
- ☐ 2 – Just satisfactorily
- ☐ 1 – Generally ineffective
- ☐ 0 – Very poor communication

4. The teacher's approach to teaching can best be described as *

- ☐ 4 – Excellent
- ☒ 3 – Very good
- ☐ 2 – Good
- ☐ 1 – Fair
- ☐ 0 – Poor

5. Fairness of the internal evaluation process by the teachers *

- ☐ 4 – Always fair
- ☒ 3 – Usually fair
- ☐ 2 – Sometimes unfair
- ☐ 1 – Usually unfair
- ☐ 0 – Unfair

6. Was your performance in assignments discussed with you? *

- ☐ 4 – Every time
- ☒ 3 – Usually
- ☐ 2 – Occasionally/Sometimes
- ☐ 1 – Rarely
- ☐ 0– Never

7. The institute takes active interest in promoting internship, student exchange, field visit opportunities for students. *

- ☒ 4 – Regularly
- ☐ 3 – Often
- ☐ 2 – Sometimes
- ☐ 1 – Rarely
- ☐ 0– Never

8. The teaching and mentoring process in your institution facilitates you in cognitive, social and emotional growth. *

- ☐ 4 – Significantly
- ☒ 3 – Very well
- ☐ 2 – Moderately
- ☐ 1 – Marginally
- ☐ 0– Not at all

9. The institution provides multiple opportunities to learn and grow. *

- ☐ 4 – Strongly agree
- ☒ 3 – Agree
- ☐ 2 – Neutral
- ☐ 1 – Disagree
- ☐ 0 – Strongly disagree

10. Teachers inform you about your expected competencies, course outcomes and programme outcomes. *

- ☐ 4 – Every time
- ☒ 3 – Usually
- ☐ 2 – Occasionally/Sometimes
- ☐ 1 – Rarely
- ☐ 0 – Never

11. Your mentor does a necessary follow-up with an assigned task to you. *

- ☐ 4 – Every time
- ☒ 3 – Usually
- ☐ 2 – Occasionally/Sometimes
- ☐ 1 – Rarely
- ☐ 0 – I don't have a mentor

12. The teachers illustrate the concepts through examples and applications. *

- ☐ 4 – Every time
- ☒ 3 – Usually
- ☐ 2 – Occasionally/Sometimes
- ☐ 1 – Rarely
- ☐ 0 – Never

13. The teachers identify your strengths and encourage you with providing right level of challenges. *

- ☐ 4 – Fully
- ☒ 3 – Reasonably
- ☐ 2 – Partially
- ☐ 1 – Slightly
- ☐ 0 – Unable to

14. Teachers are able to identify your weaknesses and help you to overcome them. *

- ☐ 4 – Every time
- ☐ 3 – Usually
- ☒ 2 – Occasionally/Sometimes
- ☐ 1 – Rarely
- ☐ 0 – Never

15. The institution makes effort to engage students in the monitoring, review and continuous quality improvement of the teaching learning process. *

- ☐ 4 – Strongly agree
- ☒ 3 – Agree
- ☐ 2 – Neutral
- ☐ 1 – Disagree
- ☐ 0 – Strongly disagree

16. The institute/ teachers use student centric methods, such as experiential learning, participative learning and problem solving methodologies for enhancing learning experiences. *

- ☐ 4 – To a great extent
- ☒ 3 – Moderate
- ☐ 2 – Some what
- ☐ 1 – Very little
- ☐ 0 – Not at all

17. Teachers encourage you to participate in extracurricular activities. *

- ☐ 4 – Strongly agree
- ☐ 3 – Agree
- ☒ 2 – Neutral
- ☐ 1 – Disagree
- ☐ 0 – Strongly disagree

18. Efforts are made by the institute/ teachers to inculcate soft skills, life skills and employability skills to make you ready for the world of work. *

- ☒ 4 – To a great extent
- ☐ 3 – Moderate
- ☐ 2 – Some what
- ☐ 1 – Very little
- ☐ 0 – Not at all

19. What percentage of teachers use ICT tools such as LCD projector, Multimedia, etc. while teaching. *

- ☐ 4 – Above 90%
- ☒ 3 – 70 – 89%
- ☐ 2 – 50 – 69%
- ☐ 1 – 30 – 49%
- ☐ 0 – Below 29%

20. The overall quality of teaching-learning process in your institute is very good. *

- ☐ 4 –Strongly agree
- ☐ 3 – Agree
- ☒ 2 – Neutral
- ☐ 1 – Disagree
- ☐ 0 – Strongly disagree

21. Give suggestions to improve the overall teaching – learning experience in your institution. *

Good

This content is neither created nor endorsed by Google.

Google Forms

STUDENTS FEEDBACK FOR A.Y. 2018-19

SAU. SHANTADEVI VEDPRAKASH PATIL AYURVED COLLEGE AND RESEARCH INSTITUTE

NAME OF THE STUDENT *

Poonam Sureshrao Pitale

ROLL NO. *

33

EMAIL ID

poonampitale@gmail.com

CONTACT NO. *

9503115238

YEAR OF STUDY *

- ☒ I YEAR
- ☐ II YEAR
- ☐ III YEAR
- ☐ IV YEAR

GENDER *

- ☐ MALE
- ☒ FEMALE
- ☐ TRANSGENDER

1.How much of the syllabus was covered in the class? *

- ☒ 4 – 85 to 100%
- ☐ 3 – 70 to 84%
- ☐ 2 – 55 to 69%
- ☐ 1– 30 to 54%
- ☐ 0 –Below 30%

2. How well did the teachers prepare for the classes? *

- ☒ 4 –Thoroughly
- ☐ 3 – Satisfactorily
- ☐ 2 – Poorly
- ☐ 1 – Indifferently
- ☐ 0 – Won't teach at all

3. How well were the teachers able to communicate? *

- ☒ 4 – Always effective
- ☐ 3 – Sometimes effective
- ☐ 2 – Just satisfactorily
- ☐ 1 – Generally ineffective
- ☐ 0 – Very poor communication

4. The teacher's approach to teaching can best be described as *

- ☒ 4 – Excellent
- ☐ 3 – Very good
- ☐ 2 – Good
- ☐ 1 – Fair
- ☐ 0 – Poor

5. Fairness of the internal evaluation process by the teachers *

- ☒ 4 – Always fair
- ☐ 3 – Usually fair
- ☐ 2 – Sometimes unfair
- ☐ 1 – Usually unfair
- ☐ 0 – Unfair

6. Was your performance in assignments discussed with you? *

- ☒ 4 – Every time
- ☐ 3 – Usually
- ☐ 2 – Occasionally/Sometimes
- ☐ 1 – Rarely
- ☐ 0– Never

7. The institute takes active interest in promoting internship, student exchange, field visit opportunities for students. *

- ☒ 4 – Regularly
- ☐ 3 – Often
- ☐ 2 – Sometimes
- ☐ 1 – Rarely
- ☐ 0– Never

8. The teaching and mentoring process in your institution facilitates you in cognitive, social and emotional growth. *

- ☒ 4 – Significantly
- ☐ 3 – Very well
- ☐ 2 – Moderately
- ☐ 1 – Marginally
- ☐ 0– Not at all

9. The institution provides multiple opportunities to learn and grow. *

- ☒ 4 – Strongly agree
- ☐ 3 – Agree
- ☐ 2 – Neutral
- ☐ 1 – Disagree
- ☐ 0 – Strongly disagree

10. Teachers inform you about your expected competencies, course outcomes and programme outcomes. *

- ☒ 4 – Every time
- ☐ 3 – Usually
- ☐ 2 – Occasionally/Sometimes
- ☐ 1 – Rarely
- ☐ 0 – Never

11. Your mentor does a necessary follow-up with an assigned task to you. *

- ☒ 4 – Every time
- ☐ 3 – Usually
- ☐ 2 – Occasionally/Sometimes
- ☐ 1 – Rarely
- ☐ 0 – I don't have a mentor

12. The teachers illustrate the concepts through examples and applications. *

- ☒ 4 – Every time
- ☐ 3 – Usually
- ☐ 2 – Occasionally/Sometimes
- ☐ 1 – Rarely
- ☐ 0 – Never

13. The teachers identify your strengths and encourage you with providing right level of challenges. *

- ☒ 4 – Fully
- ☐ 3 – Reasonably
- ☐ 2 – Partially
- ☐ 1 – Slightly
- ☐ 0 – Unable to

14. Teachers are able to identify your weaknesses and help you to overcome them. *

- ☒ 4 – Every time
- ☐ 3 – Usually
- ☐ 2 – Occasionally/Sometimes
- ☐ 1 – Rarely
- ☐ 0 – Never

15. The institution makes effort to engage students in the monitoring, review and continuous quality improvement of the teaching learning process. *

- ☒ 4 – Strongly agree
- ☐ 3 – Agree
- ☐ 2 – Neutral
- ☐ 1 – Disagree
- ☐ 0 – Strongly disagree

16. The institute/ teachers use student centric methods, such as experiential learning, participative learning and problem solving methodologies for enhancing learning experiences. *

- ☒ 4 – To a great extent
- ☐ 3 – Moderate
- ☐ 2 – Some what
- ☐ 1 – Very little
- ☐ 0 – Not at all

17. Teachers encourage you to participate in extracurricular activities. *

- ☐ 4 – Strongly agree
- ☒ 3 – Agree
- ☐ 2 – Neutral
- ☐ 1 – Disagree
- ☐ 0 – Strongly disagree

18. Efforts are made by the institute/ teachers to inculcate soft skills, life skills and employability skills to make you ready for the world of work. *

- ☐ 4 – To a great extent
- ☒ 3 – Moderate
- ☐ 2 – Some what
- ☐ 1 – Very little
- ☐ 0 – Not at all

19. What percentage of teachers use ICT tools such as LCD projector, Multimedia, etc. while teaching. *

- ☒ 4 – Above 90%
- ☐ 3 – 70 – 89%
- ☐ 2 – 50 – 69%
- ☐ 1 – 30 – 49%
- ☐ 0 – Below 29%

20. The overall quality of teaching-learning process in your institute is very good. *

- ☒ 4 –Strongly agree
- ☐ 3 – Agree
- ☐ 2 – Neutral
- ☐ 1 – Disagree
- ☐ 0 – Strongly disagree

21. Give suggestions to improve the overall teaching – learning experience in your institution. *

Excellent

This content is neither created nor endorsed by Google.

Google Forms

STUDENTS FEEDBACK FOR A.Y. 2018-19

SAU. SHANTADEVI VEDPRAKASH PATIL AYURVED COLLEGE AND RESEARCH INSTITUTE

NAME OF THE STUDENT *

Shilpa Balaji jelewad

ROLL NO. *

21

EMAIL ID

shilpaj2212@gmail.com

CONTACT NO. *

9970744520

YEAR OF STUDY *

- ☒ I YEAR
- ☐ II YEAR
- ☐ III YEAR
- ☐ IV YEAR

GENDER *

- ☐ MALE
- ☒ FEMALE
- ☐ TRANSGENDER

1.How much of the syllabus was covered in the class? *

- ☒ 4 – 85 to 100%
- ☐ 3 – 70 to 84%
- ☐ 2 – 55 to 69%
- ☐ 1– 30 to 54%
- ☐ 0 –Below 30%

2. How well did the teachers prepare for the classes? *

- ☒ 4 –Thoroughly
- ☐ 3 – Satisfactorily
- ☐ 2 – Poorly
- ☐ 1 – Indifferently
- ☐ 0 – Won't teach at all

3. How well were the teachers able to communicate? *

- ☒ 4 – Always effective
- ☐ 3 – Sometimes effective
- ☐ 2 – Just satisfactorily
- ☐ 1 – Generally ineffective
- ☐ 0 – Very poor communication

4. The teacher's approach to teaching can best be described as *

- ☐ 4 – Excellent
- ☒ 3 – Very good
- ☐ 2 – Good
- ☐ 1 – Fair
- ☐ 0 – Poor

5. Fairness of the internal evaluation process by the teachers *

- ☒ 4 – Always fair
- ☐ 3 – Usually fair
- ☐ 2 – Sometimes unfair
- ☐ 1 – Usually unfair
- ☐ 0 – Unfair

6. Was your performance in assignments discussed with you? *

- ☒ 4 – Every time
- ☐ 3 – Usually
- ☐ 2 – Occasionally/Sometimes
- ☐ 1 – Rarely
- ☐ 0– Never

7. The institute takes active interest in promoting internship, student exchange, field visit opportunities for students. *

- ☐ 4 – Regularly
- ☒ 3 – Often
- ☐ 2 – Sometimes
- ☐ 1 – Rarely
- ☐ 0– Never

8. The teaching and mentoring process in your institution facilitates you in cognitive, social and emotional growth. *

- ☒ 4 – Significantly
- ☐ 3 – Very well
- ☐ 2 – Moderately
- ☐ 1 – Marginally
- ☐ 0– Not at all

9. The institution provides multiple opportunities to learn and grow. *

- ☒ 4 – Strongly agree
- ☐ 3 – Agree
- ☐ 2 – Neutral
- ☐ 1 – Disagree
- ☐ 0 – Strongly disagree

10. Teachers inform you about your expected competencies, course outcomes and programme outcomes. *

- ☒ 4 – Every time
- ☐ 3 – Usually
- ☐ 2 – Occasionally/Sometimes
- ☐ 1 – Rarely
- ☐ 0 – Never

11. Your mentor does a necessary follow-up with an assigned task to you. *

- ☒ 4 – Every time
- ☐ 3 – Usually
- ☐ 2 – Occasionally/Sometimes
- ☐ 1 – Rarely
- ☐ 0 – I don't have a mentor

12. The teachers illustrate the concepts through examples and applications. *

- ☒ 4 – Every time
- ☐ 3 – Usually
- ☐ 2 – Occasionally/Sometimes
- ☐ 1 – Rarely
- ☐ 0 – Never

13. The teachers identify your strengths and encourage you with providing right level of challenges. *

- ☒ 4 – Fully
- ☐ 3 – Reasonably
- ☐ 2 – Partially
- ☐ 1 – Slightly
- ☐ 0 – Unable to

14. Teachers are able to identify your weaknesses and help you to overcome them. *

- ☒ 4 – Every time
- ☐ 3 – Usually
- ☐ 2 – Occasionally/Sometimes
- ☐ 1 – Rarely
- ☐ 0 – Never

15. The institution makes effort to engage students in the monitoring, review and continuous quality improvement of the teaching learning process. *

- ☒ 4 – Strongly agree
- ☐ 3 – Agree
- ☐ 2 – Neutral
- ☐ 1 – Disagree
- ☐ 0 – Strongly disagree

16. The institute/ teachers use student centric methods, such as experiential learning, participative learning and problem solving methodologies for enhancing learning experiences. *

- ☒ 4 – To a great extent
- ☐ 3 – Moderate
- ☐ 2 – Some what
- ☐ 1 – Very little
- ☐ 0 – Not at all

17. Teachers encourage you to participate in extracurricular activities. *

- ☒ 4 – Strongly agree
- ☐ 3 – Agree
- ☐ 2 – Neutral
- ☐ 1 – Disagree
- ☐ 0 – Strongly disagree

18. Efforts are made by the institute/ teachers to inculcate soft skills, life skills and employability skills to make you ready for the world of work. *

- ☒ 4 – To a great extent
- ☐ 3 – Moderate
- ☐ 2 – Some what
- ☐ 1 – Very little
- ☐ 0 – Not at all

19. What percentage of teachers use ICT tools such as LCD projector, Multimedia, etc. while teaching. *

- ☒ 4 – Above 90%
- ☐ 3 – 70 – 89%
- ☐ 2 – 50 – 69%
- ☐ 1 – 30 – 49%
- ☐ 0 – Below 29%

20. The overall quality of teaching-learning process in your institute is very good. *

- ☒ 4 –Strongly agree
- ☐ 3 – Agree
- ☐ 2 – Neutral
- ☐ 1 – Disagree
- ☐ 0 – Strongly disagree

21. Give suggestions to improve the overall teaching – learning experience in your institution. *

Excellent

This content is neither created nor endorsed by Google.

Google Forms

STUDENTS FEEDBACK FOR A.Y. 2018-19

SAU. SHANTADEVI VEDPRAKASH PATIL AYURVED COLLEGE AND RESEARCH INSTITUTE

NAME OF THE STUDENT *

Santosh Laxman waghe

ROLL NO. *

50

EMAIL ID

waghesantosh007@gmail.com

CONTACT NO. *

7498081221

YEAR OF STUDY *

- ☒ I YEAR
- ☐ II YEAR
- ☐ III YEAR
- ☐ IV YEAR

GENDER *

- ☒ MALE
- ☐ FEMALE
- ☐ TRANSGENDER

1.How much of the syllabus was covered in the class? *

- ☒ 4 – 85 to 100%
- ☐ 3 – 70 to 84%
- ☐ 2 – 55 to 69%
- ☐ 1– 30 to 54%
- ☐ 0 –Below 30%

2. How well did the teachers prepare for the classes? *

- ☒ 4 –Thoroughly
- ☐ 3 – Satisfactorily
- ☐ 2 – Poorly
- ☐ 1 – Indifferently
- ☐ 0 – Won't teach at all

3. How well were the teachers able to communicate? *

- ☒ 4 – Always effective
- ☐ 3 – Sometimes effective
- ☐ 2 – Just satisfactorily
- ☐ 1 – Generally ineffective
- ☐ 0 – Very poor communication

4. The teacher's approach to teaching can best be described as *

- ☒ 4 – Excellent
- ☐ 3 – Very good
- ☐ 2 – Good
- ☐ 1 – Fair
- ☐ 0 – Poor

5. Fairness of the internal evaluation process by the teachers *

- ☒ 4 – Always fair
- ☐ 3 – Usually fair
- ☐ 2 – Sometimes unfair
- ☐ 1 – Usually unfair
- ☐ 0 – Unfair

6. Was your performance in assignments discussed with you? *

- ☒ 4 – Every time
- ☐ 3 – Usually
- ☐ 2 – Occasionally/Sometimes
- ☐ 1 – Rarely
- ☐ 0– Never

7. The institute takes active interest in promoting internship, student exchange, field visit opportunities for students. *

- ☒ 4 – Regularly
- ☐ 3 – Often
- ☐ 2 – Sometimes
- ☐ 1 – Rarely
- ☐ 0– Never

8. The teaching and mentoring process in your institution facilitates you in cognitive, social and emotional growth. *

- ☒ 4 – Significantly
- ☐ 3 – Very well
- ☐ 2 – Moderately
- ☐ 1 – Marginally
- ☐ 0– Not at all

9. The institution provides multiple opportunities to learn and grow. *

- ☒ 4 – Strongly agree
- ☐ 3 – Agree
- ☐ 2 – Neutral
- ☐ 1 – Disagree
- ☐ 0 – Strongly disagree

10. Teachers inform you about your expected competencies, course outcomes and programme outcomes. *

- ☒ 4 – Every time
- ☐ 3 – Usually
- ☐ 2 – Occasionally/Sometimes
- ☐ 1 – Rarely
- ☐ 0 – Never

11. Your mentor does a necessary follow-up with an assigned task to you. *

- ☒ 4 – Every time
- ☐ 3 – Usually
- ☐ 2 – Occasionally/Sometimes
- ☐ 1 – Rarely
- ☐ 0 – I don't have a mentor

12. The teachers illustrate the concepts through examples and applications. *

- ☒ 4 – Every time
- ☐ 3 – Usually
- ☐ 2 – Occasionally/Sometimes
- ☐ 1 – Rarely
- ☐ 0 – Never

13. The teachers identify your strengths and encourage you with providing right level of challenges. *

- ☒ 4 – Fully
- ☐ 3 – Reasonably
- ☐ 2 – Partially
- ☐ 1 – Slightly
- ☐ 0 – Unable to

14. Teachers are able to identify your weaknesses and help you to overcome them. *

- ☒ 4 – Every time
- ☐ 3 – Usually
- ☐ 2 – Occasionally/Sometimes
- ☐ 1 – Rarely
- ☐ 0 – Never

15. The institution makes effort to engage students in the monitoring, review and continuous quality improvement of the teaching learning process. *

- ☒ 4 – Strongly agree
- ☐ 3 – Agree
- ☐ 2 – Neutral
- ☐ 1 – Disagree
- ☐ 0 – Strongly disagree

16. The institute/ teachers use student centric methods, such as experiential learning, participative learning and problem solving methodologies for enhancing learning experiences. *

- ☒ 4 – To a great extent
- ☐ 3 – Moderate
- ☐ 2 – Some what
- ☐ 1 – Very little
- ☐ 0 – Not at all

17. Teachers encourage you to participate in extracurricular activities. *

- ☒ 4 – Strongly agree
- ☐ 3 – Agree
- ☐ 2 – Neutral
- ☐ 1 – Disagree
- ☐ 0 – Strongly disagree

18. Efforts are made by the institute/ teachers to inculcate soft skills, life skills and employability skills to make you ready for the world of work. *

- ☒ 4 – To a great extent
- ☐ 3 – Moderate
- ☐ 2 – Some what
- ☐ 1 – Very little
- ☐ 0 – Not at all

19. What percentage of teachers use ICT tools such as LCD projector, Multimedia, etc. while teaching. *

- ☒ 4 – Above 90%
- ☐ 3 – 70 – 89%
- ☐ 2 – 50 – 69%
- ☐ 1 – 30 – 49%
- ☐ 0 – Below 29%

20. The overall quality of teaching-learning process in your institute is very good. *

- ☒ 4 –Strongly agree
- ☐ 3 – Agree
- ☐ 2 – Neutral
- ☐ 1 – Disagree
- ☐ 0 – Strongly disagree

21. Give suggestions to improve the overall teaching – learning experience in your institution. *

Excellent

This content is neither created nor endorsed by Google.

Google Forms

STUDENTS FEEDBACK FOR A.Y. 2018-19

SAU. SHANTADEVI VEDPRAKASH PATIL AYURVED COLLEGE AND RESEARCH INSTITUTE

NAME OF THE STUDENT *

Shruti Munjaram Solanke

ROLL NO. *

44

EMAIL ID

shrutisolanke11@gmail.com

CONTACT NO. *

9607632772

YEAR OF STUDY *

- ☒ I YEAR
- ☐ II YEAR
- ☐ III YEAR
- ☐ IV YEAR

GENDER *

- ☐ MALE
- ☒ FEMALE
- ☐ TRANSGENDER

1.How much of the syllabus was covered in the class? *

- ☒ 4 – 85 to 100%
- ☐ 3 – 70 to 84%
- ☐ 2 – 55 to 69%
- ☐ 1– 30 to 54%
- ☐ 0 –Below 30%

2. How well did the teachers prepare for the classes? *

- ☒ 4 –Thoroughly
- ☐ 3 – Satisfactorily
- ☐ 2 – Poorly
- ☐ 1 – Indifferently
- ☐ 0 – Won't teach at all

3. How well were the teachers able to communicate? *

- ☒ 4 – Always effective
- ☐ 3 – Sometimes effective
- ☐ 2 – Just satisfactorily
- ☐ 1 – Generally ineffective
- ☐ 0 – Very poor communication

4. The teacher's approach to teaching can best be described as *

- ☒ 4 – Excellent
- ☐ 3 – Very good
- ☐ 2 – Good
- ☐ 1 – Fair
- ☐ 0 – Poor

5. Fairness of the internal evaluation process by the teachers *

- ☒ 4 – Always fair
- ☐ 3 – Usually fair
- ☐ 2 – Sometimes unfair
- ☐ 1 – Usually unfair
- ☐ 0 – Unfair

6. Was your performance in assignments discussed with you? *

- ☒ 4 – Every time
- ☐ 3 – Usually
- ☐ 2 – Occasionally/Sometimes
- ☐ 1 – Rarely
- ☐ 0– Never

7. The institute takes active interest in promoting internship, student exchange, field visit opportunities for students. *

- ☒ 4 – Regularly
- ☐ 3 – Often
- ☐ 2 – Sometimes
- ☐ 1 – Rarely
- ☐ 0– Never

8. The teaching and mentoring process in your institution facilitates you in cognitive, social and emotional growth. *

- ☒ 4 – Significantly
- ☐ 3 – Very well
- ☐ 2 – Moderately
- ☐ 1 – Marginally
- ☐ 0– Not at all

9. The institution provides multiple opportunities to learn and grow. *

- ☒ 4 – Strongly agree
- ☐ 3 – Agree
- ☐ 2 – Neutral
- ☐ 1 – Disagree
- ☐ 0 – Strongly disagree

10. Teachers inform you about your expected competencies, course outcomes and programme outcomes. *

- ☒ 4 – Every time
- ☐ 3 – Usually
- ☐ 2 – Occasionally/Sometimes
- ☐ 1 – Rarely
- ☐ 0 – Never

11. Your mentor does a necessary follow-up with an assigned task to you. *

- ☒ 4 – Every time
- ☐ 3 – Usually
- ☐ 2 – Occasionally/Sometimes
- ☐ 1 – Rarely
- ☐ 0 – I don't have a mentor

12. The teachers illustrate the concepts through examples and applications. *

- ☒ 4 – Every time
- ☐ 3 – Usually
- ☐ 2 – Occasionally/Sometimes
- ☐ 1 – Rarely
- ☐ 0 – Never

13. The teachers identify your strengths and encourage you with providing right level of challenges. *

- ☒ 4 – Fully
- ☐ 3 – Reasonably
- ☐ 2 – Partially
- ☐ 1 – Slightly
- ☐ 0 – Unable to

14. Teachers are able to identify your weaknesses and help you to overcome them. *

- ☒ 4 – Every time
- ☐ 3 – Usually
- ☐ 2 – Occasionally/Sometimes
- ☐ 1 – Rarely
- ☐ 0 – Never

15. The institution makes effort to engage students in the monitoring, review and continuous quality improvement of the teaching learning process. *

- ☒ 4 – Strongly agree
- ☐ 3 – Agree
- ☐ 2 – Neutral
- ☐ 1 – Disagree
- ☐ 0 – Strongly disagree

16. The institute/ teachers use student centric methods, such as experiential learning, participative learning and problem solving methodologies for enhancing learning experiences. *

- ☒ 4 – To a great extent
- ☐ 3 – Moderate
- ☐ 2 – Some what
- ☐ 1 – Very little
- ☐ 0 – Not at all

17. Teachers encourage you to participate in extracurricular activities. *

- ☒ 4 – Strongly agree
- ☐ 3 – Agree
- ☐ 2 – Neutral
- ☐ 1 – Disagree
- ☐ 0 – Strongly disagree

18. Efforts are made by the institute/ teachers to inculcate soft skills, life skills and employability skills to make you ready for the world of work. *

- ☒ 4 – To a great extent
- ☐ 3 – Moderate
- ☐ 2 – Some what
- ☐ 1 – Very little
- ☐ 0 – Not at all

19. What percentage of teachers use ICT tools such as LCD projector, Multimedia, etc. while teaching. *

- ☒ 4 – Above 90%
- ☐ 3 – 70 – 89%
- ☐ 2 – 50 – 69%
- ☐ 1 – 30 – 49%
- ☐ 0 – Below 29%

20. The overall quality of teaching-learning process in your institute is very good. *

- ☒ 4 –Strongly agree
- ☐ 3 – Agree
- ☐ 2 – Neutral
- ☐ 1 – Disagree
- ☐ 0 – Strongly disagree

21. Give suggestions to improve the overall teaching – learning experience in your institution. *

Cultural days increase

This content is neither created nor endorsed by Google.

Google Forms

STUDENTS FEEDBACK FOR A.Y. 2018-19

SAU. SHANTADEVI VEDPRAKASH PATIL AYURVED COLLEGE AND RESEARCH INSTITUTE

NAME OF THE STUDENT *

Pandhari Marotaroo Gadekar

ROLL NO. *

16

EMAIL ID

pandharigadekar2018@gmail.com

CONTACT NO. *

9146649291

YEAR OF STUDY *

- ☒ I YEAR
- ☐ II YEAR
- ☐ III YEAR
- ☐ IV YEAR

GENDER *

- ☒ MALE
- ☐ FEMALE
- ☐ TRANSGENDER

1.How much of the syllabus was covered in the class? *

- ☒ 4 – 85 to 100%
- ☐ 3 – 70 to 84%
- ☐ 2 – 55 to 69%
- ☐ 1– 30 to 54%
- ☐ 0 –Below 30%

2. How well did the teachers prepare for the classes? *

- ☐ 4 –Thoroughly
- ☒ 3 – Satisfactorily
- ☐ 2 – Poorly
- ☐ 1 – Indifferently
- ☐ 0 – Won't teach at all

3. How well were the teachers able to communicate? *

- ☒ 4 – Always effective
- ☐ 3 – Sometimes effective
- ☐ 2 – Just satisfactorily
- ☐ 1 – Generally ineffective
- ☐ 0 – Very poor communication

4. The teacher's approach to teaching can best be described as *

- ☒ 4 – Excellent
- ☐ 3 – Very good
- ☐ 2 – Good
- ☐ 1 – Fair
- ☐ 0 – Poor

5. Fairness of the internal evaluation process by the teachers *

- ☒ 4 – Always fair
- ☐ 3 – Usually fair
- ☐ 2 – Sometimes unfair
- ☐ 1 – Usually unfair
- ☐ 0 – Unfair

6. Was your performance in assignments discussed with you? *

- ☒ 4 – Every time
- ☐ 3 – Usually
- ☐ 2 – Occasionally/Sometimes
- ☐ 1 – Rarely
- ☐ 0– Never

7. The institute takes active interest in promoting internship, student exchange, field visit opportunities for students. *

- ☒ 4 – Regularly
- ☐ 3 – Often
- ☐ 2 – Sometimes
- ☐ 1 – Rarely
- ☐ 0– Never

8. The teaching and mentoring process in your institution facilitates you in cognitive, social and emotional growth. *

- ☒ 4 – Significantly
- ☐ 3 – Very well
- ☐ 2 – Moderately
- ☐ 1 – Marginally
- ☐ 0– Not at all

9. The institution provides multiple opportunities to learn and grow. *

- ☒ 4 – Strongly agree
- ☐ 3 – Agree
- ☐ 2 – Neutral
- ☐ 1 – Disagree
- ☐ 0 – Strongly disagree

10. Teachers inform you about your expected competencies, course outcomes and programme outcomes. *

- ☒ 4 – Every time
- ☐ 3 – Usually
- ☐ 2 – Occasionally/Sometimes
- ☐ 1 – Rarely
- ☐ 0 – Never

11. Your mentor does a necessary follow-up with an assigned task to you. *

- ☒ 4 – Every time
- ☐ 3 – Usually
- ☐ 2 – Occasionally/Sometimes
- ☐ 1 – Rarely
- ☐ 0 – I don't have a mentor

12. The teachers illustrate the concepts through examples and applications. *

- ☒ 4 – Every time
- ☐ 3 – Usually
- ☐ 2 – Occasionally/Sometimes
- ☐ 1 – Rarely
- ☐ 0 – Never

13. The teachers identify your strengths and encourage you with providing right level of challenges. *

- ☒ 4 – Fully
- ☐ 3 – Reasonably
- ☐ 2 – Partially
- ☐ 1 – Slightly
- ☐ 0 – Unable to

14. Teachers are able to identify your weaknesses and help you to overcome them. *

- ☐ 4 – Every time
- ☒ 3 – Usually
- ☐ 2 – Occasionally/Sometimes
- ☐ 1 – Rarely
- ☐ 0 – Never

15. The institution makes effort to engage students in the monitoring, review and continuous quality improvement of the teaching learning process. *

- ☐ 4 – Strongly agree
- ☒ 3 – Agree
- ☐ 2 – Neutral
- ☐ 1 – Disagree
- ☐ 0 – Strongly disagree

16. The institute/ teachers use student centric methods, such as experiential learning, participative learning and problem solving methodologies for enhancing learning experiences. *

- ☐ 4 – To a great extent
- ☒ 3 – Moderate
- ☐ 2 – Some what
- ☐ 1 – Very little
- ☐ 0 – Not at all

17. Teachers encourage you to participate in extracurricular activities. *

- ☐ 4 – Strongly agree
- ☒ 3 – Agree
- ☐ 2 – Neutral
- ☐ 1 – Disagree
- ☐ 0 – Strongly disagree

18. Efforts are made by the institute/ teachers to inculcate soft skills, life skills and employability skills to make you ready for the world of work. *

- ☐ 4 – To a great extent
- ☒ 3 – Moderate
- ☐ 2 – Some what
- ☐ 1 – Very little
- ☐ 0 – Not at all

19. What percentage of teachers use ICT tools such as LCD projector, Multimedia, etc. while teaching. *

- ☒ 4 – Above 90%
- ☐ 3 – 70 – 89%
- ☐ 2 – 50 – 69%
- ☐ 1 – 30 – 49%
- ☐ 0 – Below 29%

20. The overall quality of teaching-learning process in your institute is very good. *

- ☐ 4 –Strongly agree
- ☒ 3 – Agree
- ☐ 2 – Neutral
- ☐ 1 – Disagree
- ☐ 0 – Strongly disagree

21. Give suggestions to improve the overall teaching – learning experience in your institution. *

Improve paying game

This content is neither created nor endorsed by Google.

Google Forms

STUDENTS FEEDBACK FOR A.Y. 2018-19

SAU. SHANTADEVI VEDPRAKASH PATIL AYURVED COLLEGE AND RESEARCH INSTITUTE

NAME OF THE STUDENT *

Vaishnavi Vivekanand Ugile

ROLL NO. *

49

EMAIL ID

Vaishnaviugile0709@gmail.com

CONTACT NO. *

7972901315

YEAR OF STUDY *

☒ I YEAR

☐ II YEAR

☐ III YEAR

☐ IV YEAR

GENDER *

- ☐ MALE
- ☒ FEMALE
- ☐ TRANSGENDER

1.How much of the syllabus was covered in the class? *

- ☒ 4 – 85 to 100%
- ☐ 3 – 70 to 84%
- ☐ 2 – 55 to 69%
- ☐ 1– 30 to 54%
- ☐ 0 –Below 30%

2. How well did the teachers prepare for the classes? *

- ☐ 4 –Thoroughly
- ☒ 3 – Satisfactorily
- ☐ 2 – Poorly
- ☐ 1 – Indifferently
- ☐ 0 – Won't teach at all

3. How well were the teachers able to communicate? *

- ☒ 4 – Always effective
- ☐ 3 – Sometimes effective
- ☐ 2 – Just satisfactorily
- ☐ 1 – Generally ineffective
- ☐ 0 – Very poor communication

4. The teacher's approach to teaching can best be described as *

- ☐ 4 – Excellent
- ☒ 3 – Very good
- ☐ 2 – Good
- ☐ 1 – Fair
- ☐ 0 – Poor

5. Fairness of the internal evaluation process by the teachers *

- ☒ 4 – Always fair
- ☐ 3 – Usually fair
- ☐ 2 – Sometimes unfair
- ☐ 1 – Usually unfair
- ☐ 0 – Unfair

6. Was your performance in assignments discussed with you? *

- ☒ 4 – Every time
- ☐ 3 – Usually
- ☐ 2 – Occasionally/Sometimes
- ☐ 1 – Rarely
- ☐ 0– Never

7. The institute takes active interest in promoting internship, student exchange, field visit opportunities for students. *

- ☒ 4 – Regularly
- ☐ 3 – Often
- ☐ 2 – Sometimes
- ☐ 1 – Rarely
- ☐ 0– Never

8. The teaching and mentoring process in your institution facilitates you in cognitive, social and emotional growth. *

- ☒ 4 – Significantly
- ☐ 3 – Very well
- ☐ 2 – Moderately
- ☐ 1 – Marginally
- ☐ 0– Not at all

9. The institution provides multiple opportunities to learn and grow. *

- ☐ 4 – Strongly agree
- ☒ 3 – Agree
- ☐ 2 – Neutral
- ☐ 1 – Disagree
- ☐ 0 – Strongly disagree

10. Teachers inform you about your expected competencies, course outcomes and programme outcomes. *

- ☐ 4 – Every time
- ☒ 3 – Usually
- ☐ 2 – Occasionally/Sometimes
- ☐ 1 – Rarely
- ☐ 0 – Never

11. Your mentor does a necessary follow-up with an assigned task to you. *

- ☒ 4 – Every time
- ☐ 3 – Usually
- ☐ 2 – Occasionally/Sometimes
- ☐ 1 – Rarely
- ☐ 0 – I don't have a mentor

12. The teachers illustrate the concepts through examples and applications. *

- ☒ 4 – Every time
- ☐ 3 – Usually
- ☐ 2 – Occasionally/Sometimes
- ☐ 1 – Rarely
- ☐ 0 – Never

13. The teachers identify your strengths and encourage you with providing right level of challenges. *

- ☒ 4 – Fully
- ☐ 3 – Reasonably
- ☐ 2 – Partially
- ☐ 1 – Slightly
- ☐ 0 – Unable to

14. Teachers are able to identify your weaknesses and help you to overcome them. *

- ☒ 4 – Every time
- ☐ 3 – Usually
- ☐ 2 – Occasionally/Sometimes
- ☐ 1 – Rarely
- ☐ 0 – Never

15. The institution makes effort to engage students in the monitoring, review and continuous quality improvement of the teaching learning process. *

- ☐ 4 – Strongly agree
- ☒ 3 – Agree
- ☐ 2 – Neutral
- ☐ 1 – Disagree
- ☐ 0 – Strongly disagree

16. The institute/ teachers use student centric methods, such as experiential learning, participative learning and problem solving methodologies for enhancing learning experiences. *

- ☐ 4 – To a great extent
- ☒ 3 – Moderate
- ☐ 2 – Some what
- ☐ 1 – Very little
- ☐ 0 – Not at all

17. Teachers encourage you to participate in extracurricular activities. *

- ☐ 4 – Strongly agree
- ☒ 3 – Agree
- ☐ 2 – Neutral
- ☐ 1 – Disagree
- ☐ 0 – Strongly disagree

18. Efforts are made by the institute/ teachers to inculcate soft skills, life skills and employability skills to make you ready for the world of work. *

- ☐ 4 – To a great extent
- ☒ 3 – Moderate
- ☐ 2 – Some what
- ☐ 1 – Very little
- ☐ 0 – Not at all

19. What percentage of teachers use ICT tools such as LCD projector, Multimedia, etc. while teaching. *

- ☐ 4 – Above 90%
- ☒ 3 – 70 – 89%
- ☐ 2 – 50 – 69%
- ☐ 1 – 30 – 49%
- ☐ 0 – Below 29%

20. The overall quality of teaching-learning process in your institute is very good. *

- ☐ 4 –Strongly agree
- ☒ 3 – Agree
- ☐ 2 – Neutral
- ☐ 1 – Disagree
- ☐ 0 – Strongly disagree

21. Give suggestions to improve the overall teaching – learning experience in your institution. *

No suggestions

This content is neither created nor endorsed by Google.

Google Forms

STUDENTS FEEDBACK FOR A.Y. 2018-19

SAU. SHANTADEVI VEDPRAKASH PATIL AYURVED COLLEGE AND RESEARCH INSTITUTE

NAME OF THE STUDENT *

Shaikh Muskan Nawab

ROLL NO. *

37

EMAIL ID

muskanshaikh0102@gmail.com

CONTACT NO. *

9657732005

YEAR OF STUDY *



I YEAR



II YEAR



III YEAR



IV YEAR

GENDER *

- ☐ MALE
- ☒ FEMALE
- ☐ TRANSGENDER

1.How much of the syllabus was covered in the class? *

- ☒ 4 – 85 to 100%
- ☐ 3 – 70 to 84%
- ☐ 2 – 55 to 69%
- ☐ 1– 30 to 54%
- ☐ 0 –Below 30%

2. How well did the teachers prepare for the classes? *

- ☒ 4 –Thoroughly
- ☐ 3 – Satisfactorily
- ☐ 2 – Poorly
- ☐ 1 – Indifferently
- ☐ 0 – Won't teach at all

3. How well were the teachers able to communicate? *

- ☒ 4 – Always effective
- ☐ 3 – Sometimes effective
- ☐ 2 – Just satisfactorily
- ☐ 1 – Generally ineffective
- ☐ 0 – Very poor communication

4. The teacher's approach to teaching can best be described as *

- ☐ 4 – Excellent
- ☒ 3 – Very good
- ☐ 2 – Good
- ☐ 1 – Fair
- ☐ 0 – Poor

5. Fairness of the internal evaluation process by the teachers *

- ☐ 4 – Always fair
- ☒ 3 – Usually fair
- ☐ 2 – Sometimes unfair
- ☐ 1 – Usually unfair
- ☐ 0 – Unfair

6. Was your performance in assignments discussed with you? *

- ☐ 4 – Every time
- ☒ 3 – Usually
- ☐ 2 – Occasionally/Sometimes
- ☐ 1 – Rarely
- ☐ 0– Never

7. The institute takes active interest in promoting internship, student exchange, field visit opportunities for students. *

- ☒ 4 – Regularly
- ☐ 3 – Often
- ☐ 2 – Sometimes
- ☐ 1 – Rarely
- ☐ 0– Never

8. The teaching and mentoring process in your institution facilitates you in cognitive, social and emotional growth. *

- ☐ 4 – Significantly
- ☒ 3 – Very well
- ☐ 2 – Moderately
- ☐ 1 – Marginally
- ☐ 0– Not at all

9. The institution provides multiple opportunities to learn and grow. *

- ☒ 4 – Strongly agree
- ☐ 3 – Agree
- ☐ 2 – Neutral
- ☐ 1 – Disagree
- ☐ 0 – Strongly disagree

10. Teachers inform you about your expected competencies, course outcomes and programme outcomes. *

- ☒ 4 – Every time
- ☐ 3 – Usually
- ☐ 2 – Occasionally/Sometimes
- ☐ 1 – Rarely
- ☐ 0 – Never

11. Your mentor does a necessary follow-up with an assigned task to you. *

- ☒ 4 – Every time
- ☐ 3 – Usually
- ☐ 2 – Occasionally/Sometimes
- ☐ 1 – Rarely
- ☐ 0 – I don't have a mentor

12. The teachers illustrate the concepts through examples and applications. *

- ☒ 4 – Every time
- ☐ 3 – Usually
- ☐ 2 – Occasionally/Sometimes
- ☐ 1 – Rarely
- ☐ 0 – Never

13. The teachers identify your strengths and encourage you with providing right level of challenges. *

- ☐ 4 – Fully
- ☒ 3 – Reasonably
- ☐ 2 – Partially
- ☐ 1 – Slightly
- ☐ 0 – Unable to

14. Teachers are able to identify your weaknesses and help you to overcome them. *

- ☒ 4 – Every time
- ☐ 3 – Usually
- ☐ 2 – Occasionally/Sometimes
- ☐ 1 – Rarely
- ☐ 0 – Never

15. The institution makes effort to engage students in the monitoring, review and continuous quality improvement of the teaching learning process. *

- ☐ 4 – Strongly agree
- ☒ 3 – Agree
- ☐ 2 – Neutral
- ☐ 1 – Disagree
- ☐ 0 – Strongly disagree

16. The institute/ teachers use student centric methods, such as experiential learning, participative learning and problem solving methodologies for enhancing learning experiences. *

- ☒ 4 – To a great extent
- ☐ 3 – Moderate
- ☐ 2 – Some what
- ☐ 1 – Very little
- ☐ 0 – Not at all

17. Teachers encourage you to participate in extracurricular activities. *

- ☒ 4 – Strongly agree
- ☐ 3 – Agree
- ☐ 2 – Neutral
- ☐ 1 – Disagree
- ☐ 0 – Strongly disagree

18. Efforts are made by the institute/ teachers to inculcate soft skills, life skills and employability skills to make you ready for the world of work. *

- ☐ 4 – To a great extent
- ☒ 3 – Moderate
- ☐ 2 – Some what
- ☐ 1 – Very little
- ☐ 0 – Not at all

19. What percentage of teachers use ICT tools such as LCD projector, Multimedia, etc. while teaching. *

- ☐ 4 – Above 90%
- ☒ 3 – 70 – 89%
- ☐ 2 – 50 – 69%
- ☐ 1 – 30 – 49%
- ☐ 0 – Below 29%

20. The overall quality of teaching-learning process in your institute is very good. *

- ☐ 4 –Strongly agree
- ☒ 3 – Agree
- ☐ 2 – Neutral
- ☐ 1 – Disagree
- ☐ 0 – Strongly disagree

21. Give suggestions to improve the overall teaching – learning experience in your institution. *

No suggestion

This content is neither created nor endorsed by Google.

Google Forms

STUDENTS FEEDBACK FOR A.Y. 2018-19

SAU. SHANTADEVI VEDPRAKASH PATIL AYURVED COLLEGE AND RESEARCH INSTITUTE

NAME OF THE STUDENT *

KONDAMGIRE Shubhangi dnyanoba

ROLL NO. *

23

EMAIL ID

Kondamgireshubhangi@gmail.com

CONTACT NO. *

7774979779

YEAR OF STUDY *

- ☒ I YEAR
- ☐ II YEAR
- ☐ III YEAR
- ☐ IV YEAR

GENDER *

- ☐ MALE
- ☒ FEMALE
- ☐ TRANSGENDER

1.How much of the syllabus was covered in the class? *

- ☒ 4 – 85 to 100%
- ☐ 3 – 70 to 84%
- ☐ 2 – 55 to 69%
- ☐ 1– 30 to 54%
- ☐ 0 –Below 30%

2. How well did the teachers prepare for the classes? *

- ☒ 4 –Thoroughly
- ☐ 3 – Satisfactorily
- ☐ 2 – Poorly
- ☐ 1 – Indifferently
- ☐ 0 – Won't teach at all

3. How well were the teachers able to communicate? *

- ☒ 4 – Always effective
- ☐ 3 – Sometimes effective
- ☐ 2 – Just satisfactorily
- ☐ 1 – Generally ineffective
- ☐ 0 – Very poor communication

4. The teacher's approach to teaching can best be described as *

- ☒ 4 – Excellent
- ☐ 3 – Very good
- ☐ 2 – Good
- ☐ 1 – Fair
- ☐ 0 – Poor

5. Fairness of the internal evaluation process by the teachers *

- ☒ 4 – Always fair
- ☐ 3 – Usually fair
- ☐ 2 – Sometimes unfair
- ☐ 1 – Usually unfair
- ☐ 0 – Unfair

6. Was your performance in assignments discussed with you? *

- ☒ 4 – Every time
- ☐ 3 – Usually
- ☐ 2 – Occasionally/Sometimes
- ☐ 1 – Rarely
- ☐ 0– Never

7. The institute takes active interest in promoting internship, student exchange, field visit opportunities for students. *

- ☒ 4 – Regularly
- ☐ 3 – Often
- ☐ 2 – Sometimes
- ☐ 1 – Rarely
- ☐ 0– Never

8. The teaching and mentoring process in your institution facilitates you in cognitive, social and emotional growth. *

- ☒ 4 – Significantly
- ☐ 3 – Very well
- ☐ 2 – Moderately
- ☐ 1 – Marginally
- ☐ 0– Not at all

9. The institution provides multiple opportunities to learn and grow. *

- ☒ 4 – Strongly agree
- ☐ 3 – Agree
- ☐ 2 – Neutral
- ☐ 1 – Disagree
- ☐ 0 – Strongly disagree

10. Teachers inform you about your expected competencies, course outcomes and programme outcomes. *

- ☒ 4 – Every time
- ☐ 3 – Usually
- ☐ 2 – Occasionally/Sometimes
- ☐ 1 – Rarely
- ☐ 0 – Never

11. Your mentor does a necessary follow-up with an assigned task to you. *

- ☒ 4 – Every time
- ☐ 3 – Usually
- ☐ 2 – Occasionally/Sometimes
- ☐ 1 – Rarely
- ☐ 0 – I don't have a mentor

12. The teachers illustrate the concepts through examples and applications. *

- ☒ 4 – Every time
- ☐ 3 – Usually
- ☐ 2 – Occasionally/Sometimes
- ☐ 1 – Rarely
- ☐ 0 – Never

13. The teachers identify your strengths and encourage you with providing right level of challenges. *

- ☒ 4 – Fully
- ☐ 3 – Reasonably
- ☐ 2 – Partially
- ☐ 1 – Slightly
- ☐ 0 – Unable to

14. Teachers are able to identify your weaknesses and help you to overcome them. *

- ☒ 4 – Every time
- ☐ 3 – Usually
- ☐ 2 – Occasionally/Sometimes
- ☐ 1 – Rarely
- ☐ 0 – Never

15. The institution makes effort to engage students in the monitoring, review and continuous quality improvement of the teaching learning process. *

- ☒ 4 – Strongly agree
- ☐ 3 – Agree
- ☐ 2 – Neutral
- ☐ 1 – Disagree
- ☐ 0 – Strongly disagree

16. The institute/ teachers use student centric methods, such as experiential learning, participative learning and problem solving methodologies for enhancing learning experiences. *

- ☒ 4 – To a great extent
- ☐ 3 – Moderate
- ☐ 2 – Some what
- ☐ 1 – Very little
- ☐ 0 – Not at all

17. Teachers encourage you to participate in extracurricular activities. *

- ☒ 4 – Strongly agree
- ☐ 3 – Agree
- ☐ 2 – Neutral
- ☐ 1 – Disagree
- ☐ 0 – Strongly disagree

18. Efforts are made by the institute/ teachers to inculcate soft skills, life skills and employability skills to make you ready for the world of work. *

- ☒ 4 – To a great extent
- ☐ 3 – Moderate
- ☐ 2 – Some what
- ☐ 1 – Very little
- ☐ 0 – Not at all

19. What percentage of teachers use ICT tools such as LCD projector, Multimedia, etc. while teaching. *

- ☒ 4 – Above 90%
- ☐ 3 – 70 – 89%
- ☐ 2 – 50 – 69%
- ☐ 1 – 30 – 49%
- ☐ 0 – Below 29%

20. The overall quality of teaching-learning process in your institute is very good. *

- ☒ 4 –Strongly agree
- ☐ 3 – Agree
- ☐ 2 – Neutral
- ☐ 1 – Disagree
- ☐ 0 – Strongly disagree

21. Give suggestions to improve the overall teaching – learning experience in your institution. *

No suggestions

This content is neither created nor endorsed by Google.

Google Forms

STUDENTS FEEDBACK FOR A.Y. 2018-19

SAU. SHANTADEVI VEDPRAKASH PATIL AYURVED COLLEGE AND RESEARCH INSTITUTE

NAME OF THE STUDENT *

Kapil Jadhav

ROLL NO. *

16

EMAIL ID

kapiljadhav050@gmail.com

CONTACT NO. *

9370731664

YEAR OF STUDY *



I YEAR



II YEAR



III YEAR



IV YEAR

GENDER *

- ☒ MALE
- ☐ FEMALE
- ☐ TRANSGENDER

1.How much of the syllabus was covered in the class? *

- ☒ 4 – 85 to 100%
- ☐ 3 – 70 to 84%
- ☐ 2 – 55 to 69%
- ☐ 1– 30 to 54%
- ☐ 0 –Below 30%

2. How well did the teachers prepare for the classes? *

- ☒ 4 –Thoroughly
- ☐ 3 – Satisfactorily
- ☐ 2 – Poorly
- ☐ 1 – Indifferently
- ☐ 0 – Won't teach at all

3. How well were the teachers able to communicate? *

- ☒ 4 – Always effective
- ☐ 3 – Sometimes effective
- ☐ 2 – Just satisfactorily
- ☐ 1 – Generally ineffective
- ☐ 0 – Very poor communication

4. The teacher's approach to teaching can best be described as *

- ☒ 4 – Excellent
- ☐ 3 – Very good
- ☐ 2 – Good
- ☐ 1 – Fair
- ☐ 0 – Poor

5. Fairness of the internal evaluation process by the teachers *

- ☒ 4 – Always fair
- ☐ 3 – Usually fair
- ☐ 2 – Sometimes unfair
- ☐ 1 – Usually unfair
- ☐ 0 – Unfair

6. Was your performance in assignments discussed with you? *

- ☒ 4 – Every time
- ☐ 3 – Usually
- ☐ 2 – Occasionally/Sometimes
- ☐ 1 – Rarely
- ☐ 0– Never

7. The institute takes active interest in promoting internship, student exchange, field visit opportunities for students. *

- ☒ 4 – Regularly
- ☐ 3 – Often
- ☐ 2 – Sometimes
- ☐ 1 – Rarely
- ☐ 0– Never

8. The teaching and mentoring process in your institution facilitates you in cognitive, social and emotional growth. *

- ☒ 4 – Significantly
- ☐ 3 – Very well
- ☐ 2 – Moderately
- ☐ 1 – Marginally
- ☐ 0– Not at all

9. The institution provides multiple opportunities to learn and grow. *

- ☒ 4 – Strongly agree
- ☐ 3 – Agree
- ☐ 2 – Neutral
- ☐ 1 – Disagree
- ☐ 0 – Strongly disagree

10. Teachers inform you about your expected competencies, course outcomes and programme outcomes. *

- ☒ 4 – Every time
- ☐ 3 – Usually
- ☐ 2 – Occasionally/Sometimes
- ☐ 1 – Rarely
- ☐ 0 – Never

11. Your mentor does a necessary follow-up with an assigned task to you. *

- ☒ 4 – Every time
- ☐ 3 – Usually
- ☐ 2 – Occasionally/Sometimes
- ☐ 1 – Rarely
- ☐ 0 – I don't have a mentor

12. The teachers illustrate the concepts through examples and applications. *

- ☒ 4 – Every time
- ☐ 3 – Usually
- ☐ 2 – Occasionally/Sometimes
- ☐ 1 – Rarely
- ☐ 0 – Never

13. The teachers identify your strengths and encourage you with providing right level of challenges. *

- ☒ 4 – Fully
- ☐ 3 – Reasonably
- ☐ 2 – Partially
- ☐ 1 – Slightly
- ☐ 0 – Unable to

14. Teachers are able to identify your weaknesses and help you to overcome them. *

- ☒ 4 – Every time
- ☐ 3 – Usually
- ☐ 2 – Occasionally/Sometimes
- ☐ 1 – Rarely
- ☐ 0 – Never

15. The institution makes effort to engage students in the monitoring, review and continuous quality improvement of the teaching learning process. *

- ☒ 4 – Strongly agree
- ☐ 3 – Agree
- ☐ 2 – Neutral
- ☐ 1 – Disagree
- ☐ 0 – Strongly disagree

16. The institute/ teachers use student centric methods, such as experiential learning, participative learning and problem solving methodologies for enhancing learning experiences. *

- ☒ 4 – To a great extent
- ☐ 3 – Moderate
- ☐ 2 – Some what
- ☐ 1 – Very little
- ☐ 0 – Not at all

17. Teachers encourage you to participate in extracurricular activities. *

- ☒ 4 – Strongly agree
- ☐ 3 – Agree
- ☐ 2 – Neutral
- ☐ 1 – Disagree
- ☐ 0 – Strongly disagree

18. Efforts are made by the institute/ teachers to inculcate soft skills, life skills and employability skills to make you ready for the world of work. *

- ☒ 4 – To a great extent
- ☐ 3 – Moderate
- ☐ 2 – Some what
- ☐ 1 – Very little
- ☐ 0 – Not at all

19. What percentage of teachers use ICT tools such as LCD projector, Multimedia, etc. while teaching. *

- ☒ 4 – Above 90%
- ☐ 3 – 70 – 89%
- ☐ 2 – 50 – 69%
- ☐ 1 – 30 – 49%
- ☐ 0 – Below 29%

20. The overall quality of teaching-learning process in your institute is very good. *

- ☒ 4 –Strongly agree
- ☐ 3 – Agree
- ☐ 2 – Neutral
- ☐ 1 – Disagree
- ☐ 0 – Strongly disagree

21. Give suggestions to improve the overall teaching – learning experience in your institution. *

Best

This content is neither created nor endorsed by Google.

Google Forms

STUDENTS FEEDBACK FOR A.Y. 2018-19

SAU. SHANTADEVI VEDPRAKASH PATIL AYURVED COLLEGE AND RESEARCH INSTITUTE

NAME OF THE STUDENT *

Kiran Rajkumar Kale

ROLL NO. *

21

EMAIL ID

kiran30kale@gmail.com

CONTACT NO. *

7972292205

YEAR OF STUDY *

- ☒ I YEAR
- ☐ II YEAR
- ☐ III YEAR
- ☐ IV YEAR

GENDER *

- ☐ MALE
- ☒ FEMALE
- ☐ TRANSGENDER

1.How much of the syllabus was covered in the class? *

- ☒ 4 – 85 to 100%
- ☐ 3 – 70 to 84%
- ☐ 2 – 55 to 69%
- ☐ 1– 30 to 54%
- ☐ 0 –Below 30%

2. How well did the teachers prepare for the classes? *

- ☒ 4 –Thoroughly
- ☐ 3 – Satisfactorily
- ☐ 2 – Poorly
- ☐ 1 – Indifferently
- ☐ 0 – Won't teach at all

3. How well were the teachers able to communicate? *

- ☒ 4 – Always effective
- ☐ 3 – Sometimes effective
- ☐ 2 – Just satisfactorily
- ☐ 1 – Generally ineffective
- ☐ 0 – Very poor communication

4. The teacher's approach to teaching can best be described as *

- ☐ 4 – Excellent
- ☒ 3 – Very good
- ☐ 2 – Good
- ☐ 1 – Fair
- ☐ 0 – Poor

5. Fairness of the internal evaluation process by the teachers *

- ☒ 4 – Always fair
- ☐ 3 – Usually fair
- ☐ 2 – Sometimes unfair
- ☐ 1 – Usually unfair
- ☐ 0 – Unfair

6. Was your performance in assignments discussed with you? *

- ☒ 4 – Every time
- ☐ 3 – Usually
- ☐ 2 – Occasionally/Sometimes
- ☐ 1 – Rarely
- ☐ 0– Never

7. The institute takes active interest in promoting internship, student exchange, field visit opportunities for students. *

- ☐ 4 – Regularly
- ☒ 3 – Often
- ☐ 2 – Sometimes
- ☐ 1 – Rarely
- ☐ 0– Never

8. The teaching and mentoring process in your institution facilitates you in cognitive, social and emotional growth. *

- ☒ 4 – Significantly
- ☐ 3 – Very well
- ☐ 2 – Moderately
- ☐ 1 – Marginally
- ☐ 0– Not at all

9. The institution provides multiple opportunities to learn and grow. *

- ☒ 4 – Strongly agree
- ☐ 3 – Agree
- ☐ 2 – Neutral
- ☐ 1 – Disagree
- ☐ 0 – Strongly disagree

10. Teachers inform you about your expected competencies, course outcomes and programme outcomes. *

- ☐ 4 – Every time
- ☒ 3 – Usually
- ☐ 2 – Occasionally/Sometimes
- ☐ 1 – Rarely
- ☐ 0 – Never

11. Your mentor does a necessary follow-up with an assigned task to you. *

- ☒ 4 – Every time
- ☐ 3 – Usually
- ☐ 2 – Occasionally/Sometimes
- ☐ 1 – Rarely
- ☐ 0 – I don't have a mentor

12. The teachers illustrate the concepts through examples and applications. *

- ☒ 4 – Every time
- ☐ 3 – Usually
- ☐ 2 – Occasionally/Sometimes
- ☐ 1 – Rarely
- ☐ 0 – Never

13. The teachers identify your strengths and encourage you with providing right level of challenges. *

- ☒ 4 – Fully
- ☐ 3 – Reasonably
- ☐ 2 – Partially
- ☐ 1 – Slightly
- ☐ 0 – Unable to

14. Teachers are able to identify your weaknesses and help you to overcome them. *

- ☒ 4 – Every time
- ☐ 3 – Usually
- ☐ 2 – Occasionally/Sometimes
- ☐ 1 – Rarely
- ☐ 0 – Never

15. The institution makes effort to engage students in the monitoring, review and continuous quality improvement of the teaching learning process. *

- ☒ 4 – Strongly agree
- ☐ 3 – Agree
- ☐ 2 – Neutral
- ☐ 1 – Disagree
- ☐ 0 – Strongly disagree

16. The institute/ teachers use student centric methods, such as experiential learning, participative learning and problem solving methodologies for enhancing learning experiences. *

- ☒ 4 – To a great extent
- ☐ 3 – Moderate
- ☐ 2 – Some what
- ☐ 1 – Very little
- ☐ 0 – Not at all

17. Teachers encourage you to participate in extracurricular activities. *

- ☒ 4 – Strongly agree
- ☐ 3 – Agree
- ☐ 2 – Neutral
- ☐ 1 – Disagree
- ☐ 0 – Strongly disagree

18. Efforts are made by the institute/ teachers to inculcate soft skills, life skills and employability skills to make you ready for the world of work. *

- ☐ 4 – To a great extent
- ☒ 3 – Moderate
- ☐ 2 – Some what
- ☐ 1 – Very little
- ☐ 0 – Not at all

19. What percentage of teachers use ICT tools such as LCD projector, Multimedia, etc. while teaching. *

- ☐ 4 – Above 90%
- ☒ 3 – 70 – 89%
- ☐ 2 – 50 – 69%
- ☐ 1 – 30 – 49%
- ☐ 0 – Below 29%

20. The overall quality of teaching-learning process in your institute is very good. *

- ☒ 4 –Strongly agree
- ☐ 3 – Agree
- ☐ 2 – Neutral
- ☐ 1 – Disagree
- ☐ 0 – Strongly disagree

21. Give suggestions to improve the overall teaching – learning experience in your institution. *

Keep. More clinical session

This content is neither created nor endorsed by Google.

Google Forms

STUDENTS FEEDBACK FOR A.Y. 2018-19

SAU. SHANTADEVI VEDPRAKASH PATIL AYURVED COLLEGE AND RESEARCH INSTITUTE

NAME OF THE STUDENT *

Sondare Aditya Ramesh Rao

ROLL NO. *

46

EMAIL ID

adityasondare111@gmail.com

CONTACT NO. *

8804559999

YEAR OF STUDY *

- ☒ I YEAR
- ☐ II YEAR
- ☐ III YEAR
- ☐ IV YEAR

GENDER *

- ☒ MALE
- ☐ FEMALE
- ☐ TRANSGENDER

1.How much of the syllabus was covered in the class? *

- ☒ 4 – 85 to 100%
- ☐ 3 – 70 to 84%
- ☐ 2 – 55 to 69%
- ☐ 1– 30 to 54%
- ☐ 0 –Below 30%

2. How well did the teachers prepare for the classes? *

- ☐ 4 –Thoroughly
- ☒ 3 – Satisfactorily
- ☐ 2 – Poorly
- ☐ 1 – Indifferently
- ☐ 0 – Won't teach at all

3. How well were the teachers able to communicate? *

- ☒ 4 – Always effective
- ☐ 3 – Sometimes effective
- ☐ 2 – Just satisfactorily
- ☐ 1 – Generally ineffective
- ☐ 0 – Very poor communication

4. The teacher's approach to teaching can best be described as *

- ☒ 4 – Excellent
- ☐ 3 – Very good
- ☐ 2 – Good
- ☐ 1 – Fair
- ☐ 0 – Poor

5. Fairness of the internal evaluation process by the teachers *

- ☒ 4 – Always fair
- ☐ 3 – Usually fair
- ☐ 2 – Sometimes unfair
- ☐ 1 – Usually unfair
- ☐ 0 – Unfair

6. Was your performance in assignments discussed with you? *

- ☒ 4 – Every time
- ☐ 3 – Usually
- ☐ 2 – Occasionally/Sometimes
- ☐ 1 – Rarely
- ☐ 0– Never

7. The institute takes active interest in promoting internship, student exchange, field visit opportunities for students. *

- ☒ 4 – Regularly
- ☐ 3 – Often
- ☐ 2 – Sometimes
- ☐ 1 – Rarely
- ☐ 0– Never

8. The teaching and mentoring process in your institution facilitates you in cognitive, social and emotional growth. *

- ☒ 4 – Significantly
- ☐ 3 – Very well
- ☐ 2 – Moderately
- ☐ 1 – Marginally
- ☐ 0– Not at all

9. The institution provides multiple opportunities to learn and grow. *

- ☒ 4 – Strongly agree
- ☐ 3 – Agree
- ☐ 2 – Neutral
- ☐ 1 – Disagree
- ☐ 0 – Strongly disagree

10. Teachers inform you about your expected competencies, course outcomes and programme outcomes. *

- ☒ 4 – Every time
- ☐ 3 – Usually
- ☐ 2 – Occasionally/Sometimes
- ☐ 1 – Rarely
- ☐ 0 – Never

11. Your mentor does a necessary follow-up with an assigned task to you. *

- ☒ 4 – Every time
- ☐ 3 – Usually
- ☐ 2 – Occasionally/Sometimes
- ☐ 1 – Rarely
- ☐ 0 – I don't have a mentor

12. The teachers illustrate the concepts through examples and applications. *

- ☒ 4 – Every time
- ☐ 3 – Usually
- ☐ 2 – Occasionally/Sometimes
- ☐ 1 – Rarely
- ☐ 0 – Never

13. The teachers identify your strengths and encourage you with providing right level of challenges. *

- ☒ 4 – Fully
- ☐ 3 – Reasonably
- ☐ 2 – Partially
- ☐ 1 – Slightly
- ☐ 0 – Unable to

14. Teachers are able to identify your weaknesses and help you to overcome them. *

- ☒ 4 – Every time
- ☐ 3 – Usually
- ☐ 2 – Occasionally/Sometimes
- ☐ 1 – Rarely
- ☐ 0 – Never

15. The institution makes effort to engage students in the monitoring, review and continuous quality improvement of the teaching learning process. *

- ☒ 4 – Strongly agree
- ☐ 3 – Agree
- ☐ 2 – Neutral
- ☐ 1 – Disagree
- ☐ 0 – Strongly disagree

16. The institute/ teachers use student centric methods, such as experiential learning, participative learning and problem solving methodologies for enhancing learning experiences. *

- ☒ 4 – To a great extent
- ☐ 3 – Moderate
- ☐ 2 – Some what
- ☐ 1 – Very little
- ☐ 0 – Not at all

17. Teachers encourage you to participate in extracurricular activities. *

- ☒ 4 – Strongly agree
- ☐ 3 – Agree
- ☐ 2 – Neutral
- ☐ 1 – Disagree
- ☐ 0 – Strongly disagree

18. Efforts are made by the institute/ teachers to inculcate soft skills, life skills and employability skills to make you ready for the world of work. *

- ☒ 4 – To a great extent
- ☐ 3 – Moderate
- ☐ 2 – Some what
- ☐ 1 – Very little
- ☐ 0 – Not at all

19. What percentage of teachers use ICT tools such as LCD projector, Multimedia, etc. while teaching. *

- ☒ 4 – Above 90%
- ☐ 3 – 70 – 89%
- ☐ 2 – 50 – 69%
- ☐ 1 – 30 – 49%
- ☐ 0 – Below 29%

20. The overall quality of teaching-learning process in your institute is very good. *

- ☒ 4 –Strongly agree
- ☐ 3 – Agree
- ☐ 2 – Neutral
- ☐ 1 – Disagree
- ☐ 0 – Strongly disagree

21. Give suggestions to improve the overall teaching – learning experience in your institution. *

Great teaching

This content is neither created nor endorsed by Google.

Google Forms

STUDENTS FEEDBACK FOR A.Y. 2018-19

SAU. SHANTADEVI VEDPRAKASH PATIL AYURVED COLLEGE AND RESEARCH INSTITUTE

NAME OF THE STUDENT *

Yogita Devidas Shinde

ROLL NO. *

42

EMAIL ID

ydshinde0801@gmail.com

CONTACT NO. *

9370170780

YEAR OF STUDY *

- ☒ I YEAR
- ☐ II YEAR
- ☐ III YEAR
- ☐ IV YEAR

GENDER *

- ☐ MALE
- ☒ FEMALE
- ☐ TRANSGENDER

1.How much of the syllabus was covered in the class? *

- ☒ 4 – 85 to 100%
- ☐ 3 – 70 to 84%
- ☐ 2 – 55 to 69%
- ☐ 1– 30 to 54%
- ☐ 0 –Below 30%

2. How well did the teachers prepare for the classes? *

- ☒ 4 –Thoroughly
- ☐ 3 – Satisfactorily
- ☐ 2 – Poorly
- ☐ 1 – Indifferently
- ☐ 0 – Won't teach at all

3. How well were the teachers able to communicate? *

- ☒ 4 – Always effective
- ☐ 3 – Sometimes effective
- ☐ 2 – Just satisfactorily
- ☐ 1 – Generally ineffective
- ☐ 0 – Very poor communication

4. The teacher's approach to teaching can best be described as *

- ☒ 4 – Excellent
- ☐ 3 – Very good
- ☐ 2 – Good
- ☐ 1 – Fair
- ☐ 0 – Poor

5. Fairness of the internal evaluation process by the teachers *

- ☒ 4 – Always fair
- ☐ 3 – Usually fair
- ☐ 2 – Sometimes unfair
- ☐ 1 – Usually unfair
- ☐ 0 – Unfair

6. Was your performance in assignments discussed with you? *

- ☒ 4 – Every time
- ☐ 3 – Usually
- ☐ 2 – Occasionally/Sometimes
- ☐ 1 – Rarely
- ☐ 0– Never

7. The institute takes active interest in promoting internship, student exchange, field visit opportunities for students. *

- ☒ 4 – Regularly
- ☐ 3 – Often
- ☐ 2 – Sometimes
- ☐ 1 – Rarely
- ☐ 0– Never

8. The teaching and mentoring process in your institution facilitates you in cognitive, social and emotional growth. *

- ☒ 4 – Significantly
- ☐ 3 – Very well
- ☐ 2 – Moderately
- ☐ 1 – Marginally
- ☐ 0– Not at all

9. The institution provides multiple opportunities to learn and grow. *

- ☒ 4 – Strongly agree
- ☐ 3 – Agree
- ☐ 2 – Neutral
- ☐ 1 – Disagree
- ☐ 0 – Strongly disagree

10. Teachers inform you about your expected competencies, course outcomes and programme outcomes. *

- ☒ 4 – Every time
- ☐ 3 – Usually
- ☐ 2 – Occasionally/Sometimes
- ☐ 1 – Rarely
- ☐ 0 – Never

11. Your mentor does a necessary follow-up with an assigned task to you. *

- ☒ 4 – Every time
- ☐ 3 – Usually
- ☐ 2 – Occasionally/Sometimes
- ☐ 1 – Rarely
- ☐ 0 – I don't have a mentor

12. The teachers illustrate the concepts through examples and applications. *

- ☒ 4 – Every time
- ☐ 3 – Usually
- ☐ 2 – Occasionally/Sometimes
- ☐ 1 – Rarely
- ☐ 0 – Never

13. The teachers identify your strengths and encourage you with providing right level of challenges. *

- ☒ 4 – Fully
- ☐ 3 – Reasonably
- ☐ 2 – Partially
- ☐ 1 – Slightly
- ☐ 0 – Unable to

14. Teachers are able to identify your weaknesses and help you to overcome them. *

- ☒ 4 – Every time
- ☐ 3 – Usually
- ☐ 2 – Occasionally/Sometimes
- ☐ 1 – Rarely
- ☐ 0 – Never

15. The institution makes effort to engage students in the monitoring, review and continuous quality improvement of the teaching learning process. *

- ☒ 4 – Strongly agree
- ☐ 3 – Agree
- ☐ 2 – Neutral
- ☐ 1 – Disagree
- ☐ 0 – Strongly disagree

16. The institute/ teachers use student centric methods, such as experiential learning, participative learning and problem solving methodologies for enhancing learning experiences. *

- ☒ 4 – To a great extent
- ☐ 3 – Moderate
- ☐ 2 – Some what
- ☐ 1 – Very little
- ☐ 0 – Not at all

17. Teachers encourage you to participate in extracurricular activities. *

- ☒ 4 – Strongly agree
- ☐ 3 – Agree
- ☐ 2 – Neutral
- ☐ 1 – Disagree
- ☐ 0 – Strongly disagree

18. Efforts are made by the institute/ teachers to inculcate soft skills, life skills and employability skills to make you ready for the world of work. *

- ☒ 4 – To a great extent
- ☐ 3 – Moderate
- ☐ 2 – Some what
- ☐ 1 – Very little
- ☐ 0 – Not at all

19. What percentage of teachers use ICT tools such as LCD projector, Multimedia, etc. while teaching. *

- ☒ 4 – Above 90%
- ☐ 3 – 70 – 89%
- ☐ 2 – 50 – 69%
- ☐ 1 – 30 – 49%
- ☐ 0 – Below 29%

20. The overall quality of teaching-learning process in your institute is very good. *

- ☒ 4 –Strongly agree
- ☐ 3 – Agree
- ☐ 2 – Neutral
- ☐ 1 – Disagree
- ☐ 0 – Strongly disagree

21. Give suggestions to improve the overall teaching – learning experience in your institution. *

Nothing

This content is neither created nor endorsed by Google.

Google Forms

STUDENTS FEEDBACK FOR A.Y. 2018-19

SAU. SHANTADEVI VEDPRAKASH PATIL AYURVED COLLEGE AND RESEARCH INSTITUTE

NAME OF THE STUDENT *

Pujari Vaishnavi Nandkumar

ROLL NO. *

34

EMAIL ID

vnp4481@gmail.com

CONTACT NO. *

8180007364

YEAR OF STUDY *

- ☒ I YEAR
- ☐ II YEAR
- ☐ III YEAR
- ☐ IV YEAR

GENDER *

- ☐ MALE
- ☒ FEMALE
- ☐ TRANSGENDER

1.How much of the syllabus was covered in the class? *

- ☒ 4 – 85 to 100%
- ☐ 3 – 70 to 84%
- ☐ 2 – 55 to 69%
- ☐ 1– 30 to 54%
- ☐ 0 –Below 30%

2. How well did the teachers prepare for the classes? *

- ☐ 4 –Thoroughly
- ☒ 3 – Satisfactorily
- ☐ 2 – Poorly
- ☐ 1 – Indifferently
- ☐ 0 – Won't teach at all

3. How well were the teachers able to communicate? *

- ☒ 4 – Always effective
- ☐ 3 – Sometimes effective
- ☐ 2 – Just satisfactorily
- ☐ 1 – Generally ineffective
- ☐ 0 – Very poor communication

4. The teacher's approach to teaching can best be described as *

- ☐ 4 – Excellent
- ☒ 3 – Very good
- ☐ 2 – Good
- ☐ 1 – Fair
- ☐ 0 – Poor

5. Fairness of the internal evaluation process by the teachers *

- ☒ 4 – Always fair
- ☐ 3 – Usually fair
- ☐ 2 – Sometimes unfair
- ☐ 1 – Usually unfair
- ☐ 0 – Unfair

6. Was your performance in assignments discussed with you? *

- ☒ 4 – Every time
- ☐ 3 – Usually
- ☐ 2 – Occasionally/Sometimes
- ☐ 1 – Rarely
- ☐ 0– Never

7. The institute takes active interest in promoting internship, student exchange, field visit opportunities for students. *

- ☐ 4 – Regularly
- ☒ 3 – Often
- ☐ 2 – Sometimes
- ☐ 1 – Rarely
- ☐ 0– Never

8. The teaching and mentoring process in your institution facilitates you in cognitive, social and emotional growth. *

- ☒ 4 – Significantly
- ☐ 3 – Very well
- ☐ 2 – Moderately
- ☐ 1 – Marginally
- ☐ 0– Not at all

9. The institution provides multiple opportunities to learn and grow. *

- ☐ 4 – Strongly agree
- ☒ 3 – Agree
- ☐ 2 – Neutral
- ☐ 1 – Disagree
- ☐ 0 – Strongly disagree

10. Teachers inform you about your expected competencies, course outcomes and programme outcomes. *

- ☒ 4 – Every time
- ☐ 3 – Usually
- ☐ 2 – Occasionally/Sometimes
- ☐ 1 – Rarely
- ☐ 0 – Never

11. Your mentor does a necessary follow-up with an assigned task to you. *

- ☐ 4 – Every time
- ☒ 3 – Usually
- ☐ 2 – Occasionally/Sometimes
- ☐ 1 – Rarely
- ☐ 0 – I don't have a mentor

12. The teachers illustrate the concepts through examples and applications. *

- ☒ 4 – Every time
- ☐ 3 – Usually
- ☐ 2 – Occasionally/Sometimes
- ☐ 1 – Rarely
- ☐ 0 – Never

13. The teachers identify your strengths and encourage you with providing right level of challenges. *

- ☒ 4 – Fully
- ☐ 3 – Reasonably
- ☐ 2 – Partially
- ☐ 1 – Slightly
- ☐ 0 – Unable to

14. Teachers are able to identify your weaknesses and help you to overcome them. *

- ☒ 4 – Every time
- ☐ 3 – Usually
- ☐ 2 – Occasionally/Sometimes
- ☐ 1 – Rarely
- ☐ 0 – Never

15. The institution makes effort to engage students in the monitoring, review and continuous quality improvement of the teaching learning process. *

- ☒ 4 – Strongly agree
- ☐ 3 – Agree
- ☐ 2 – Neutral
- ☐ 1 – Disagree
- ☐ 0 – Strongly disagree

16. The institute/ teachers use student centric methods, such as experiential learning, participative learning and problem solving methodologies for enhancing learning experiences. *

- ☐ 4 – To a great extent
- ☒ 3 – Moderate
- ☐ 2 – Some what
- ☐ 1 – Very little
- ☐ 0 – Not at all

17. Teachers encourage you to participate in extracurricular activities. *

- ☐ 4 – Strongly agree
- ☒ 3 – Agree
- ☐ 2 – Neutral
- ☐ 1 – Disagree
- ☐ 0 – Strongly disagree

18. Efforts are made by the institute/ teachers to inculcate soft skills, life skills and employability skills to make you ready for the world of work. *

- ☒ 4 – To a great extent
- ☐ 3 – Moderate
- ☐ 2 – Some what
- ☐ 1 – Very little
- ☐ 0 – Not at all

19. What percentage of teachers use ICT tools such as LCD projector, Multimedia, etc. while teaching. *

- ☐ 4 – Above 90%
- ☒ 3 – 70 – 89%
- ☐ 2 – 50 – 69%
- ☐ 1 – 30 – 49%
- ☐ 0 – Below 29%

20. The overall quality of teaching-learning process in your institute is very good. *

- ☒ 4 –Strongly agree
- ☐ 3 – Agree
- ☐ 2 – Neutral
- ☐ 1 – Disagree
- ☐ 0 – Strongly disagree

21. Give suggestions to improve the overall teaching – learning experience in your institution. *

All things are good

This content is neither created nor endorsed by Google.

Google Forms

STUDENTS FEEDBACK FOR A.Y. 2019-20

SAU. SHANTADEVI VEDPRAKASH PATIL AYURVED COLLEGE AND RESEARCH INSTITUTE

NAME OF THE STUDENT *

Akash Madhukar Chavan

ROLL NO. *

1

EMAIL ID

ac9498878@gmail.com

CONTACT NO.

7385050229

YEAR OF STUDY *

- ☐ I YEAR
- ☐ II YEAR
- ☒ III YEAR
- ☐ IV YEAR

GENDER *

- ☒ MALE
- ☐ FEMALE
- ☐ TRANSGENDER

1.How much of the syllabus was covered in the class? *

- ☒ 4 – 85 to 100%
- ☐ 3 – 70 to 84%
- ☐ 2 – 55 to 69%
- ☐ 1– 30 to 54%
- ☐ 0 –Below 30%

2. How well did the teachers prepare for the classes? *

- ☒ 4 –Thoroughly
- ☐ 3 – Satisfactorily
- ☐ 2 – Poorly
- ☐ 1 – Indifferently
- ☐ 0 – Won't teach at all

3. How well were the teachers able to communicate? *

- ☒ 4 – Always effective
- ☐ 3 – Sometimes effective
- ☐ 2 – Just satisfactorily
- ☐ 1 – Generally ineffective
- ☐ 0 – Very poor communication

4. The teacher's approach to teaching can best be described as *

- ☒ 4 – Excellent
- ☐ 3 – Very good
- ☐ 2 – Good
- ☐ 1 – Fair
- ☐ 0 – Poor

5. Fairness of the internal evaluation process by the teachers *

- ☒ 4 – Always fair
- ☐ 3 – Usually fair
- ☐ 2 – Sometimes unfair
- ☐ 1 – Usually unfair
- ☐ 0 – Unfair

6. Was your performance in assignments discussed with you? *

- ☒ 4 – Every time
- ☐ 3 – Usually
- ☐ 2 – Occasionally/Sometimes
- ☐ 1 – Rarely
- ☐ 0– Never

7. The institute takes active interest in promoting internship, student exchange, field visit opportunities for students. *

- ☒ 4 – Regularly
- ☐ 3 – Often
- ☐ 2 – Sometimes
- ☐ 1 – Rarely
- ☐ 0– Never

8. The teaching and mentoring process in your institution facilitates you in cognitive, social and emotional growth. *

- ☒ 4 – Significantly
- ☐ 3 – Very well
- ☐ 2 – Moderately
- ☐ 1 – Marginally
- ☐ 0– Not at all

9. The institution provides multiple opportunities to learn and grow. *

- ☒ 4 – Strongly agree
- ☐ 3 – Agree
- ☐ 2 – Neutral
- ☐ 1 – Disagree
- ☐ 0 – Strongly disagree

10. Teachers inform you about your expected competencies, course outcomes and programme outcomes. *

- ☒ 4 – Every time
- ☐ 3 – Usually
- ☐ 2 – Occasionally/Sometimes
- ☐ 1 – Rarely
- ☐ 0 – Never

11. Your mentor does a necessary follow-up with an assigned task to you. *

- ☒ 4 – Every time
- ☐ 3 – Usually
- ☐ 2 – Occasionally/Sometimes
- ☐ 1 – Rarely
- ☐ 0 – I don't have a mentor

12. The teachers illustrate the concepts through examples and applications. *

- ☒ 4 – Every time
- ☐ 3 – Usually
- ☐ 2 – Occasionally/Sometimes
- ☐ 1 – Rarely
- ☐ 0 – Never

13. The teachers identify your strengths and encourage you with providing right level of challenges. *

- ☒ 4 – Fully
- ☐ 3 – Reasonably
- ☐ 2 – Partially
- ☐ 1 – Slightly
- ☐ 0 – Unable to

14. Teachers are able to identify your weaknesses and help you to overcome them. *

- ☒ 4 – Every time
- ☐ 3 – Usually
- ☐ 2 – Occasionally/Sometimes
- ☐ 1 – Rarely
- ☐ 0 – Never

15. The institution makes effort to engage students in the monitoring, review and continuous quality improvement of the teaching learning process. *

- ☒ 4 – Strongly agree
- ☐ 3 – Agree
- ☐ 2 – Neutral
- ☐ 1 – Disagree
- ☐ 0 – Strongly disagree

16. The institute/ teachers use student centric methods, such as experiential learning, participative learning and problem solving methodologies for enhancing learning experiences. *

- ☒ 4 – To a great extent
- ☐ 3 – Moderate
- ☐ 2 – Some what
- ☐ 1 – Very little
- ☐ 0 – Not at all

17. Teachers encourage you to participate in extracurricular activities. *

- ☒ 4 – Strongly agree
- ☐ 3 – Agree
- ☐ 2 – Neutral
- ☐ 1 – Disagree
- ☐ 0 – Strongly disagree

18. Efforts are made by the institute/ teachers to inculcate soft skills, life skills and employability skills to make you ready for the world of work. *

- ☒ 4 – To a great extent
- ☐ 3 – Moderate
- ☐ 2 – Some what
- ☐ 1 – Very little
- ☐ 0 – Not at all

19. What percentage of teachers use ICT tools such as LCD projector, Multimedia, etc. while teaching. *

- ☒ 4 – Above 90%
- ☐ 3 – 70 – 89%
- ☐ 2 – 50 – 69%
- ☐ 1 – 30 – 49%
- ☐ 0 – Below 29%

20. The overall quality of teaching-learning process in your institute is very good. *

- ☒ 4 –Strongly agree
- ☐ 3 – Agree
- ☐ 2 – Neutral
- ☐ 1 – Disagree
- ☐ 0 – Strongly disagree

21. Give suggestions to improve the overall teaching – learning experience in your institution. *

No need of suggestions

This content is neither created nor endorsed by Google.

Google Forms

STUDENTS FEEDBACK FOR A.Y. 2019-20

SAU. SHANTADEVI VEDPRAKASH PATIL AYURVED COLLEGE AND RESEARCH INSTITUTE

NAME OF THE STUDENT *

Omkar Gopalrao Lad

ROLL NO. *

21

EMAIL ID

ladomkar05@gmail.com

CONTACT NO.

7775050191

YEAR OF STUDY *

- ☐ I YEAR
- ☐ II YEAR
- ☒ III YEAR
- ☐ IV YEAR

GENDER *

- ☒ MALE
- ☐ FEMALE
- ☐ TRANSGENDER

1.How much of the syllabus was covered in the class? *

- ☒ 4 – 85 to 100%
- ☐ 3 – 70 to 84%
- ☐ 2 – 55 to 69%
- ☐ 1– 30 to 54%
- ☐ 0 –Below 30%

2. How well did the teachers prepare for the classes? *

- ☒ 4 –Thoroughly
- ☐ 3 – Satisfactorily
- ☐ 2 – Poorly
- ☐ 1 – Indifferently
- ☐ 0 – Won't teach at all

3. How well were the teachers able to communicate? *

- ☒ 4 – Always effective
- ☐ 3 – Sometimes effective
- ☐ 2 – Just satisfactorily
- ☐ 1 – Generally ineffective
- ☐ 0 – Very poor communication

4. The teacher's approach to teaching can best be described as *

- ☒ 4 – Excellent
- ☐ 3 – Very good
- ☐ 2 – Good
- ☐ 1 – Fair
- ☐ 0 – Poor

5. Fairness of the internal evaluation process by the teachers *

- ☒ 4 – Always fair
- ☐ 3 – Usually fair
- ☐ 2 – Sometimes unfair
- ☐ 1 – Usually unfair
- ☐ 0 – Unfair

6. Was your performance in assignments discussed with you? *

- ☒ 4 – Every time
- ☐ 3 – Usually
- ☐ 2 – Occasionally/Sometimes
- ☐ 1 – Rarely
- ☐ 0– Never

7. The institute takes active interest in promoting internship, student exchange, field visit opportunities for students. *

- ☒ 4 – Regularly
- ☐ 3 – Often
- ☐ 2 – Sometimes
- ☐ 1 – Rarely
- ☐ 0– Never

8. The teaching and mentoring process in your institution facilitates you in cognitive, social and emotional growth. *

- ☒ 4 – Significantly
- ☐ 3 – Very well
- ☐ 2 – Moderately
- ☐ 1 – Marginally
- ☐ 0– Not at all

9. The institution provides multiple opportunities to learn and grow. *

- ☒ 4 – Strongly agree
- ☐ 3 – Agree
- ☐ 2 – Neutral
- ☐ 1 – Disagree
- ☐ 0 – Strongly disagree

10. Teachers inform you about your expected competencies, course outcomes and programme outcomes. *

- ☒ 4 – Every time
- ☐ 3 – Usually
- ☐ 2 – Occasionally/Sometimes
- ☐ 1 – Rarely
- ☐ 0 – Never

11. Your mentor does a necessary follow-up with an assigned task to you. *

- ☒ 4 – Every time
- ☐ 3 – Usually
- ☐ 2 – Occasionally/Sometimes
- ☐ 1 – Rarely
- ☐ 0 – I don't have a mentor

12. The teachers illustrate the concepts through examples and applications. *

- ☒ 4 – Every time
- ☐ 3 – Usually
- ☐ 2 – Occasionally/Sometimes
- ☐ 1 – Rarely
- ☐ 0 – Never

13. The teachers identify your strengths and encourage you with providing right level of challenges. *

- ☒ 4 – Fully
- ☐ 3 – Reasonably
- ☐ 2 – Partially
- ☐ 1 – Slightly
- ☐ 0 – Unable to

14. Teachers are able to identify your weaknesses and help you to overcome them. *

- ☒ 4 – Every time
- ☐ 3 – Usually
- ☐ 2 – Occasionally/Sometimes
- ☐ 1 – Rarely
- ☐ 0 – Never

15. The institution makes effort to engage students in the monitoring, review and continuous quality improvement of the teaching learning process. *

- ☒ 4 – Strongly agree
- ☐ 3 – Agree
- ☐ 2 – Neutral
- ☐ 1 – Disagree
- ☐ 0 – Strongly disagree

16. The institute/ teachers use student centric methods, such as experiential learning, participative learning and problem solving methodologies for enhancing learning experiences. *

- ☒ 4 – To a great extent
- ☐ 3 – Moderate
- ☐ 2 – Some what
- ☐ 1 – Very little
- ☐ 0 – Not at all

17. Teachers encourage you to participate in extracurricular activities. *

- ☒ 4 – Strongly agree
- ☐ 3 – Agree
- ☐ 2 – Neutral
- ☐ 1 – Disagree
- ☐ 0 – Strongly disagree

18. Efforts are made by the institute/ teachers to inculcate soft skills, life skills and employability skills to make you ready for the world of work. *

- ☒ 4 – To a great extent
- ☐ 3 – Moderate
- ☐ 2 – Some what
- ☐ 1 – Very little
- ☐ 0 – Not at all

19. What percentage of teachers use ICT tools such as LCD projector, Multimedia, etc. while teaching. *

- ☒ 4 – Above 90%
- ☐ 3 – 70 – 89%
- ☐ 2 – 50 – 69%
- ☐ 1 – 30 – 49%
- ☐ 0 – Below 29%

20. The overall quality of teaching-learning process in your institute is very good. *

- ☒ 4 –Strongly agree
- ☐ 3 – Agree
- ☐ 2 – Neutral
- ☐ 1 – Disagree
- ☐ 0 – Strongly disagree

21. Give suggestions to improve the overall teaching – learning experience in your institution. *

No space for improvement its amazing

This content is neither created nor endorsed by Google.

Google Forms

STUDENTS FEEDBACK FOR A.Y. 2019-20

SAU. SHANTADEVI VEDPRAKASH PATIL AYURVED COLLEGE AND RESEARCH INSTITUTE

NAME OF THE STUDENT *

Anuradha Shrihari Tarate

ROLL NO. *

27

EMAIL ID

anuradhatarate@gmail.com

CONTACT NO.

7414960030

YEAR OF STUDY *

- ☐ I YEAR
- ☐ II YEAR
- ☒ III YEAR
- ☐ IV YEAR

GENDER *

- ☐ MALE
- ☒ FEMALE
- ☐ TRANSGENDER

1.How much of the syllabus was covered in the class? *

- ☒ 4 – 85 to 100%
- ☐ 3 – 70 to 84%
- ☐ 2 – 55 to 69%
- ☐ 1– 30 to 54%
- ☐ 0 –Below 30%

2. How well did the teachers prepare for the classes? *

- ☒ 4 –Thoroughly
- ☐ 3 – Satisfactorily
- ☐ 2 – Poorly
- ☐ 1 – Indifferently
- ☐ 0 – Won't teach at all

3. How well were the teachers able to communicate? *

- ☒ 4 – Always effective
- ☐ 3 – Sometimes effective
- ☐ 2 – Just satisfactorily
- ☐ 1 – Generally ineffective
- ☐ 0 – Very poor communication

4. The teacher's approach to teaching can best be described as *

- ☒ 4 – Excellent
- ☐ 3 – Very good
- ☐ 2 – Good
- ☐ 1 – Fair
- ☐ 0 – Poor

5. Fairness of the internal evaluation process by the teachers *

- ☒ 4 – Always fair
- ☐ 3 – Usually fair
- ☐ 2 – Sometimes unfair
- ☐ 1 – Usually unfair
- ☐ 0 – Unfair

6. Was your performance in assignments discussed with you? *

- ☒ 4 – Every time
- ☐ 3 – Usually
- ☐ 2 – Occasionally/Sometimes
- ☐ 1 – Rarely
- ☐ 0– Never

7. The institute takes active interest in promoting internship, student exchange, field visit opportunities for students. *

- ☒ 4 – Regularly
- ☐ 3 – Often
- ☐ 2 – Sometimes
- ☐ 1 – Rarely
- ☐ 0– Never

8. The teaching and mentoring process in your institution facilitates you in cognitive, social and emotional growth. *

- ☒ 4 – Significantly
- ☐ 3 – Very well
- ☐ 2 – Moderately
- ☐ 1 – Marginally
- ☐ 0– Not at all

9. The institution provides multiple opportunities to learn and grow. *

- ☒ 4 – Strongly agree
- ☐ 3 – Agree
- ☐ 2 – Neutral
- ☐ 1 – Disagree
- ☐ 0 – Strongly disagree

10. Teachers inform you about your expected competencies, course outcomes and programme outcomes. *

- ☒ 4 – Every time
- ☐ 3 – Usually
- ☐ 2 – Occasionally/Sometimes
- ☐ 1 – Rarely
- ☐ 0 – Never

11. Your mentor does a necessary follow-up with an assigned task to you. *

- ☒ 4 – Every time
- ☐ 3 – Usually
- ☐ 2 – Occasionally/Sometimes
- ☐ 1 – Rarely
- ☐ 0 – I don't have a mentor

12. The teachers illustrate the concepts through examples and applications. *

- ☒ 4 – Every time
- ☐ 3 – Usually
- ☐ 2 – Occasionally/Sometimes
- ☐ 1 – Rarely
- ☐ 0 – Never

13. The teachers identify your strengths and encourage you with providing right level of challenges. *

- ☒ 4 – Fully
- ☐ 3 – Reasonably
- ☐ 2 – Partially
- ☐ 1 – Slightly
- ☐ 0 – Unable to

14. Teachers are able to identify your weaknesses and help you to overcome them. *

- ☒ 4 – Every time
- ☐ 3 – Usually
- ☐ 2 – Occasionally/Sometimes
- ☐ 1 – Rarely
- ☐ 0 – Never

15. The institution makes effort to engage students in the monitoring, review and continuous quality improvement of the teaching learning process. *

- ☒ 4 – Strongly agree
- ☐ 3 – Agree
- ☐ 2 – Neutral
- ☐ 1 – Disagree
- ☐ 0 – Strongly disagree

16. The institute/ teachers use student centric methods, such as experiential learning, participative learning and problem solving methodologies for enhancing learning experiences. *

- ☒ 4 – To a great extent
- ☐ 3 – Moderate
- ☐ 2 – Some what
- ☐ 1 – Very little
- ☐ 0 – Not at all

17. Teachers encourage you to participate in extracurricular activities. *

- ☒ 4 – Strongly agree
- ☐ 3 – Agree
- ☐ 2 – Neutral
- ☐ 1 – Disagree
- ☐ 0 – Strongly disagree

18. Efforts are made by the institute/ teachers to inculcate soft skills, life skills and employability skills to make you ready for the world of work. *

- ☒ 4 – To a great extent
- ☐ 3 – Moderate
- ☐ 2 – Some what
- ☐ 1 – Very little
- ☐ 0 – Not at all

19. What percentage of teachers use ICT tools such as LCD projector, Multimedia, etc. while teaching. *

- ☐ 4 – Above 90%
- ☒ 3 – 70 – 89%
- ☐ 2 – 50 – 69%
- ☐ 1 – 30 – 49%
- ☐ 0 – Below 29%

20. The overall quality of teaching-learning process in your institute is very good. *

- ☒ 4 –Strongly agree
- ☐ 3 – Agree
- ☐ 2 – Neutral
- ☐ 1 – Disagree
- ☐ 0 – Strongly disagree

21. Give suggestions to improve the overall teaching – learning experience in your institution. *

Teachers are very helpful in studies

This content is neither created nor endorsed by Google.

Google Forms

STUDENTS FEEDBACK FOR A.Y. 2019-20

SAU. SHANTADEVI VEDPRAKASH PATIL AYURVED COLLEGE AND RESEARCH INSTITUTE

NAME OF THE STUDENT *

Kiran Munjaji Kadam

ROLL NO. *

18

EMAIL ID

kadamkiran7972@gmail.com

CONTACT NO.

7972902444

YEAR OF STUDY *

- ☒ I YEAR
- ☐ II YEAR
- ☐ III YEAR
- ☐ IV YEAR

GENDER *

- ☒ MALE
- ☐ FEMALE
- ☐ TRANSGENDER

1.How much of the syllabus was covered in the class? *

- ☒ 4 – 85 to 100%
- ☐ 3 – 70 to 84%
- ☐ 2 – 55 to 69%
- ☐ 1– 30 to 54%
- ☐ 0 –Below 30%

2. How well did the teachers prepare for the classes? *

- ☐ 4 –Thoroughly
- ☒ 3 – Satisfactorily
- ☐ 2 – Poorly
- ☐ 1 – Indifferently
- ☐ 0 – Won't teach at all

3. How well were the teachers able to communicate? *

- ☐ 4 – Always effective
- ☒ 3 – Sometimes effective
- ☐ 2 – Just satisfactorily
- ☐ 1 – Generally ineffective
- ☐ 0 – Very poor communication

4. The teacher's approach to teaching can best be described as *

- ☒ 4 – Excellent
- ☐ 3 – Very good
- ☐ 2 – Good
- ☐ 1 – Fair
- ☐ 0 – Poor

5. Fairness of the internal evaluation process by the teachers *

- ☒ 4 – Always fair
- ☐ 3 – Usually fair
- ☐ 2 – Sometimes unfair
- ☐ 1 – Usually unfair
- ☐ 0 – Unfair

6. Was your performance in assignments discussed with you? *

- ☒ 4 – Every time
- ☐ 3 – Usually
- ☐ 2 – Occasionally/Sometimes
- ☐ 1 – Rarely
- ☐ 0– Never

7. The institute takes active interest in promoting internship, student exchange, field visit opportunities for students. *

- ☒ 4 – Regularly
- ☐ 3 – Often
- ☐ 2 – Sometimes
- ☐ 1 – Rarely
- ☐ 0– Never

8. The teaching and mentoring process in your institution facilitates you in cognitive, social and emotional growth. *

- ☒ 4 – Significantly
- ☐ 3 – Very well
- ☐ 2 – Moderately
- ☐ 1 – Marginally
- ☐ 0– Not at all

9. The institution provides multiple opportunities to learn and grow. *

- ☒ 4 – Strongly agree
- ☐ 3 – Agree
- ☐ 2 – Neutral
- ☐ 1 – Disagree
- ☐ 0 – Strongly disagree

10. Teachers inform you about your expected competencies, course outcomes and programme outcomes. *

- ☒ 4 – Every time
- ☐ 3 – Usually
- ☐ 2 – Occasionally/Sometimes
- ☐ 1 – Rarely
- ☐ 0 – Never

11. Your mentor does a necessary follow-up with an assigned task to you. *

- ☒ 4 – Every time
- ☐ 3 – Usually
- ☐ 2 – Occasionally/Sometimes
- ☐ 1 – Rarely
- ☐ 0 – I don't have a mentor

12. The teachers illustrate the concepts through examples and applications. *

- ☒ 4 – Every time
- ☐ 3 – Usually
- ☐ 2 – Occasionally/Sometimes
- ☐ 1 – Rarely
- ☐ 0 – Never

13. The teachers identify your strengths and encourage you with providing right level of challenges. *

- ☐ 4 – Fully
- ☒ 3 – Reasonably
- ☐ 2 – Partially
- ☐ 1 – Slightly
- ☐ 0 – Unable to

14. Teachers are able to identify your weaknesses and help you to overcome them. *

- ☐ 4 – Every time
- ☒ 3 – Usually
- ☐ 2 – Occasionally/Sometimes
- ☐ 1 – Rarely
- ☐ 0 – Never

15. The institution makes effort to engage students in the monitoring, review and continuous quality improvement of the teaching learning process. *

- ☒ 4 – Strongly agree
- ☐ 3 – Agree
- ☐ 2 – Neutral
- ☐ 1 – Disagree
- ☐ 0 – Strongly disagree

16. The institute/ teachers use student centric methods, such as experiential learning, participative learning and problem solving methodologies for enhancing learning experiences. *

- ☒ 4 – To a great extent
- ☐ 3 – Moderate
- ☐ 2 – Some what
- ☐ 1 – Very little
- ☐ 0 – Not at all

17. Teachers encourage you to participate in extracurricular activities. *

- ☒ 4 – Strongly agree
- ☐ 3 – Agree
- ☐ 2 – Neutral
- ☐ 1 – Disagree
- ☐ 0 – Strongly disagree

18. Efforts are made by the institute/ teachers to inculcate soft skills, life skills and employability skills to make you ready for the world of work. *

- ☒ 4 – To a great extent
- ☐ 3 – Moderate
- ☐ 2 – Some what
- ☐ 1 – Very little
- ☐ 0 – Not at all

19. What percentage of teachers use ICT tools such as LCD projector, Multimedia, etc. while teaching. *

- ☒ 4 – Above 90%
- ☐ 3 – 70 – 89%
- ☐ 2 – 50 – 69%
- ☐ 1 – 30 – 49%
- ☐ 0 – Below 29%

20. The overall quality of teaching-learning process in your institute is very good. *

- ☒ 4 –Strongly agree
- ☐ 3 – Agree
- ☐ 2 – Neutral
- ☐ 1 – Disagree
- ☐ 0 – Strongly disagree

21. Give suggestions to improve the overall teaching – learning experience in your institution. *

No comments

This content is neither created nor endorsed by Google.

Google Forms

STUDENTS FEEDBACK FOR A.Y. 2019-20

SAU. SHANTADEVI VEDPRAKASH PATIL AYURVED COLLEGE AND RESEARCH INSTITUTE

NAME OF THE STUDENT *

Shubhangi lende

ROLL NO. *

25

EMAIL ID

shubhangilende001@gmail.com

CONTACT NO.

7517428439

YEAR OF STUDY *

- ☒ I YEAR
- ☐ II YEAR
- ☐ III YEAR
- ☐ IV YEAR

GENDER *

- ☐ MALE
- ☒ FEMALE
- ☐ TRANSGENDER

1.How much of the syllabus was covered in the class? *

- ☒ 4 – 85 to 100%
- ☐ 3 – 70 to 84%
- ☐ 2 – 55 to 69%
- ☐ 1– 30 to 54%
- ☐ 0 –Below 30%

2. How well did the teachers prepare for the classes? *

- ☐ 4 –Thoroughly
- ☒ 3 – Satisfactorily
- ☐ 2 – Poorly
- ☐ 1 – Indifferently
- ☐ 0 – Won't teach at all

3. How well were the teachers able to communicate? *

- ☐ 4 – Always effective
- ☒ 3 – Sometimes effective
- ☐ 2 – Just satisfactorily
- ☐ 1 – Generally ineffective
- ☐ 0 – Very poor communication

4. The teacher's approach to teaching can best be described as *

- ☒ 4 – Excellent
- ☐ 3 – Very good
- ☐ 2 – Good
- ☐ 1 – Fair
- ☐ 0 – Poor

5. Fairness of the internal evaluation process by the teachers *

- ☒ 4 – Always fair
- ☐ 3 – Usually fair
- ☐ 2 – Sometimes unfair
- ☐ 1 – Usually unfair
- ☐ 0 – Unfair

6. Was your performance in assignments discussed with you? *

- ☐ 4 – Every time
- ☒ 3 – Usually
- ☐ 2 – Occasionally/Sometimes
- ☐ 1 – Rarely
- ☐ 0– Never

7. The institute takes active interest in promoting internship, student exchange, field visit opportunities for students. *

- ☐ 4 – Regularly
- ☒ 3 – Often
- ☐ 2 – Sometimes
- ☐ 1 – Rarely
- ☐ 0– Never

8. The teaching and mentoring process in your institution facilitates you in cognitive, social and emotional growth. *

- ☐ 4 – Significantly
- ☒ 3 – Very well
- ☐ 2 – Moderately
- ☐ 1 – Marginally
- ☐ 0– Not at all

9. The institution provides multiple opportunities to learn and grow. *

- ☐ 4 – Strongly agree
- ☒ 3 – Agree
- ☐ 2 – Neutral
- ☐ 1 – Disagree
- ☐ 0 – Strongly disagree

10. Teachers inform you about your expected competencies, course outcomes and programme outcomes. *

- ☐ 4 – Every time
- ☐ 3 – Usually
- ☒ 2 – Occasionally/Sometimes
- ☐ 1 – Rarely
- ☐ 0 – Never

11. Your mentor does a necessary follow-up with an assigned task to you. *

- ☐ 4 – Every time
- ☒ 3 – Usually
- ☐ 2 – Occasionally/Sometimes
- ☐ 1 – Rarely
- ☐ 0 – I don't have a mentor

12. The teachers illustrate the concepts through examples and applications. *

- ☐ 4 – Every time
- ☒ 3 – Usually
- ☐ 2 – Occasionally/Sometimes
- ☐ 1 – Rarely
- ☐ 0 – Never

13. The teachers identify your strengths and encourage you with providing right level of challenges. *

- ☒ 4 – Fully
- ☐ 3 – Reasonably
- ☐ 2 – Partially
- ☐ 1 – Slightly
- ☐ 0 – Unable to

14. Teachers are able to identify your weaknesses and help you to overcome them. *

- ☒ 4 – Every time
- ☐ 3 – Usually
- ☐ 2 – Occasionally/Sometimes
- ☐ 1 – Rarely
- ☐ 0 – Never

15. The institution makes effort to engage students in the monitoring, review and continuous quality improvement of the teaching learning process. *

- ☐ 4 – Strongly agree
- ☒ 3 – Agree
- ☐ 2 – Neutral
- ☐ 1 – Disagree
- ☐ 0 – Strongly disagree

16. The institute/ teachers use student centric methods, such as experiential learning, participative learning and problem solving methodologies for enhancing learning experiences. *

- ☒ 4 – To a great extent
- ☐ 3 – Moderate
- ☐ 2 – Some what
- ☐ 1 – Very little
- ☐ 0 – Not at all

17. Teachers encourage you to participate in extracurricular activities. *

- ☒ 4 – Strongly agree
- ☐ 3 – Agree
- ☐ 2 – Neutral
- ☐ 1 – Disagree
- ☐ 0 – Strongly disagree

18. Efforts are made by the institute/ teachers to inculcate soft skills, life skills and employability skills to make you ready for the world of work. *

- ☐ 4 – To a great extent
- ☒ 3 – Moderate
- ☐ 2 – Some what
- ☐ 1 – Very little
- ☐ 0 – Not at all

19. What percentage of teachers use ICT tools such as LCD projector, Multimedia, etc. while teaching. *

- ☐ 4 – Above 90%
- ☒ 3 – 70 – 89%
- ☐ 2 – 50 – 69%
- ☐ 1 – 30 – 49%
- ☐ 0 – Below 29%

20. The overall quality of teaching-learning process in your institute is very good. *

- ☐ 4 –Strongly agree
- ☒ 3 – Agree
- ☐ 2 – Neutral
- ☐ 1 – Disagree
- ☐ 0 – Strongly disagree

21. Give suggestions to improve the overall teaching – learning experience in your institution. *

All are good but communication with teacher will be improve

This content is neither created nor endorsed by Google.

Google Forms

STUDENTS FEEDBACK FOR A.Y. 2019-20

SAU. SHANTADEVI VEDPRAKASH PATIL AYURVED COLLEGE AND RESEARCH INSTITUTE

NAME OF THE STUDENT *

Rushikesh Jaybhaye

ROLL NO. *

19

EMAIL ID

rushikeshjaybhaye9673@gmail.com

CONTACT NO.

7083280354

YEAR OF STUDY *

- ☒ I YEAR
- ☐ II YEAR
- ☐ III YEAR
- ☐ IV YEAR

GENDER *

- ☒ MALE
- ☐ FEMALE
- ☐ TRANSGENDER

1.How much of the syllabus was covered in the class? *

- ☐ 4 – 85 to 100%
- ☒ 3 – 70 to 84%
- ☐ 2 – 55 to 69%
- ☐ 1– 30 to 54%
- ☐ 0 –Below 30%

2. How well did the teachers prepare for the classes? *

- ☒ 4 –Thoroughly
- ☐ 3 – Satisfactorily
- ☐ 2 – Poorly
- ☐ 1 – Indifferently
- ☐ 0 – Won't teach at all

3. How well were the teachers able to communicate? *

- ☐ 4 – Always effective
- ☒ 3 – Sometimes effective
- ☐ 2 – Just satisfactorily
- ☐ 1 – Generally ineffective
- ☐ 0 – Very poor communication

4. The teacher's approach to teaching can best be described as *

- ☐ 4 – Excellent
- ☐ 3 – Very good
- ☒ 2 – Good
- ☐ 1 – Fair
- ☐ 0 – Poor

5. Fairness of the internal evaluation process by the teachers *

- ☐ 4 – Always fair
- ☒ 3 – Usually fair
- ☐ 2 – Sometimes unfair
- ☐ 1 – Usually unfair
- ☐ 0 – Unfair

6. Was your performance in assignments discussed with you? *

- ☒ 4 – Every time
- ☐ 3 – Usually
- ☐ 2 – Occasionally/Sometimes
- ☐ 1 – Rarely
- ☐ 0– Never

7. The institute takes active interest in promoting internship, student exchange, field visit opportunities for students. *

- ☒ 4 – Regularly
- ☐ 3 – Often
- ☐ 2 – Sometimes
- ☐ 1 – Rarely
- ☐ 0– Never

8. The teaching and mentoring process in your institution facilitates you in cognitive, social and emotional growth. *

- ☒ 4 – Significantly
- ☐ 3 – Very well
- ☐ 2 – Moderately
- ☐ 1 – Marginally
- ☐ 0– Not at all

9. The institution provides multiple opportunities to learn and grow. *

- ☐ 4 – Strongly agree
- ☒ 3 – Agree
- ☐ 2 – Neutral
- ☐ 1 – Disagree
- ☐ 0 – Strongly disagree

10. Teachers inform you about your expected competencies, course outcomes and programme outcomes. *

- ☐ 4 – Every time
- ☒ 3 – Usually
- ☐ 2 – Occasionally/Sometimes
- ☐ 1 – Rarely
- ☐ 0 – Never

11. Your mentor does a necessary follow-up with an assigned task to you. *

- ☒ 4 – Every time
- ☐ 3 – Usually
- ☐ 2 – Occasionally/Sometimes
- ☐ 1 – Rarely
- ☐ 0 – I don't have a mentor

12. The teachers illustrate the concepts through examples and applications. *

- ☐ 4 – Every time
- ☒ 3 – Usually
- ☐ 2 – Occasionally/Sometimes
- ☐ 1 – Rarely
- ☐ 0 – Never

13. The teachers identify your strengths and encourage you with providing right level of challenges. *

- ☐ 4 – Fully
- ☒ 3 – Reasonably
- ☐ 2 – Partially
- ☐ 1 – Slightly
- ☐ 0 – Unable to

14. Teachers are able to identify your weaknesses and help you to overcome them. *

- ☐ 4 – Every time
- ☐ 3 – Usually
- ☒ 2 – Occasionally/Sometimes
- ☐ 1 – Rarely
- ☐ 0 – Never

15. The institution makes effort to engage students in the monitoring, review and continuous quality improvement of the teaching learning process. *

- ☐ 4 – Strongly agree
- ☒ 3 – Agree
- ☐ 2 – Neutral
- ☐ 1 – Disagree
- ☐ 0 – Strongly disagree

16. The institute/ teachers use student centric methods, such as experiential learning, participative learning and problem solving methodologies for enhancing learning experiences. *

- ☐ 4 – To a great extent
- ☐ 3 – Moderate
- ☒ 2 – Some what
- ☐ 1 – Very little
- ☐ 0 – Not at all

17. Teachers encourage you to participate in extracurricular activities. *

- ☐ 4 – Strongly agree
- ☒ 3 – Agree
- ☐ 2 – Neutral
- ☐ 1 – Disagree
- ☐ 0 – Strongly disagree

18. Efforts are made by the institute/ teachers to inculcate soft skills, life skills and employability skills to make you ready for the world of work. *

- ☒ 4 – To a great extent
- ☐ 3 – Moderate
- ☐ 2 – Some what
- ☐ 1 – Very little
- ☐ 0 – Not at all

19. What percentage of teachers use ICT tools such as LCD projector, Multimedia, etc. while teaching. *

- ☐ 4 – Above 90%
- ☒ 3 – 70 – 89%
- ☐ 2 – 50 – 69%
- ☐ 1 – 30 – 49%
- ☐ 0 – Below 29%

20. The overall quality of teaching-learning process in your institute is very good. *

- ☐ 4 –Strongly agree
- ☒ 3 – Agree
- ☐ 2 – Neutral
- ☐ 1 – Disagree
- ☐ 0 – Strongly disagree

21. Give suggestions to improve the overall teaching – learning experience in your institution. *

No suggestions....

This content is neither created nor endorsed by Google.

Google Forms

STUDENTS FEEDBACK FOR A.Y. 2019-20

SAU. SHANTADEVI VEDPRAKASH PATIL AYURVED COLLEGE AND RESEARCH INSTITUTE

NAME OF THE STUDENT *

Damane Pooja Nagnath

ROLL NO. *

10

EMAIL ID

damanepooja2000@gmail.com

CONTACT NO.

9923885829

YEAR OF STUDY *

- ☒ I YEAR
- ☐ II YEAR
- ☐ III YEAR
- ☐ IV YEAR

GENDER *

- ☐ MALE
- ☒ FEMALE
- ☐ TRANSGENDER

1.How much of the syllabus was covered in the class? *

- ☒ 4 – 85 to 100%
- ☐ 3 – 70 to 84%
- ☐ 2 – 55 to 69%
- ☐ 1– 30 to 54%
- ☐ 0 –Below 30%

2. How well did the teachers prepare for the classes? *

- ☐ 4 –Thoroughly
- ☒ 3 – Satisfactorily
- ☐ 2 – Poorly
- ☐ 1 – Indifferently
- ☐ 0 – Won't teach at all

3. How well were the teachers able to communicate? *

- ☒ 4 – Always effective
- ☐ 3 – Sometimes effective
- ☐ 2 – Just satisfactorily
- ☐ 1 – Generally ineffective
- ☐ 0 – Very poor communication

4. The teacher's approach to teaching can best be described as *

- ☐ 4 – Excellent
- ☒ 3 – Very good
- ☐ 2 – Good
- ☐ 1 – Fair
- ☐ 0 – Poor

5. Fairness of the internal evaluation process by the teachers *

- ☒ 4 – Always fair
- ☐ 3 – Usually fair
- ☐ 2 – Sometimes unfair
- ☐ 1 – Usually unfair
- ☐ 0 – Unfair

6. Was your performance in assignments discussed with you? *

- ☒ 4 – Every time
- ☐ 3 – Usually
- ☐ 2 – Occasionally/Sometimes
- ☐ 1 – Rarely
- ☐ 0– Never

7. The institute takes active interest in promoting internship, student exchange, field visit opportunities for students. *

- ☒ 4 – Regularly
- ☐ 3 – Often
- ☐ 2 – Sometimes
- ☐ 1 – Rarely
- ☐ 0– Never

8. The teaching and mentoring process in your institution facilitates you in cognitive, social and emotional growth. *

- ☒ 4 – Significantly
- ☐ 3 – Very well
- ☐ 2 – Moderately
- ☐ 1 – Marginally
- ☐ 0– Not at all

9. The institution provides multiple opportunities to learn and grow. *

- ☒ 4 – Strongly agree
- ☐ 3 – Agree
- ☐ 2 – Neutral
- ☐ 1 – Disagree
- ☐ 0 – Strongly disagree

10. Teachers inform you about your expected competencies, course outcomes and programme outcomes. *

- ☒ 4 – Every time
- ☐ 3 – Usually
- ☐ 2 – Occasionally/Sometimes
- ☐ 1 – Rarely
- ☐ 0 – Never

11. Your mentor does a necessary follow-up with an assigned task to you. *

- ☒ 4 – Every time
- ☐ 3 – Usually
- ☐ 2 – Occasionally/Sometimes
- ☐ 1 – Rarely
- ☐ 0 – I don't have a mentor

12. The teachers illustrate the concepts through examples and applications. *

- ☒ 4 – Every time
- ☐ 3 – Usually
- ☐ 2 – Occasionally/Sometimes
- ☐ 1 – Rarely
- ☐ 0 – Never

13. The teachers identify your strengths and encourage you with providing right level of challenges. *

- ☒ 4 – Fully
- ☐ 3 – Reasonably
- ☐ 2 – Partially
- ☐ 1 – Slightly
- ☐ 0 – Unable to

14. Teachers are able to identify your weaknesses and help you to overcome them. *

- ☒ 4 – Every time
- ☐ 3 – Usually
- ☐ 2 – Occasionally/Sometimes
- ☐ 1 – Rarely
- ☐ 0 – Never

15. The institution makes effort to engage students in the monitoring, review and continuous quality improvement of the teaching learning process. *

- ☐ 4 – Strongly agree
- ☒ 3 – Agree
- ☐ 2 – Neutral
- ☐ 1 – Disagree
- ☐ 0 – Strongly disagree

16. The institute/ teachers use student centric methods, such as experiential learning, participative learning and problem solving methodologies for enhancing learning experiences. *

- ☐ 4 – To a great extent
- ☒ 3 – Moderate
- ☐ 2 – Some what
- ☐ 1 – Very little
- ☐ 0 – Not at all

17. Teachers encourage you to participate in extracurricular activities. *

- ☐ 4 – Strongly agree
- ☒ 3 – Agree
- ☐ 2 – Neutral
- ☐ 1 – Disagree
- ☐ 0 – Strongly disagree

18. Efforts are made by the institute/ teachers to inculcate soft skills, life skills and employability skills to make you ready for the world of work. *

- ☐ 4 – To a great extent
- ☒ 3 – Moderate
- ☐ 2 – Some what
- ☐ 1 – Very little
- ☐ 0 – Not at all

19. What percentage of teachers use ICT tools such as LCD projector, Multimedia, etc. while teaching. *

- ☒ 4 – Above 90%
- ☐ 3 – 70 – 89%
- ☐ 2 – 50 – 69%
- ☐ 1 – 30 – 49%
- ☐ 0 – Below 29%

20. The overall quality of teaching-learning process in your institute is very good. *

- ☒ 4 –Strongly agree
- ☐ 3 – Agree
- ☐ 2 – Neutral
- ☐ 1 – Disagree
- ☐ 0 – Strongly disagree

21. Give suggestions to improve the overall teaching – learning experience in your institution. *

Very good

This content is neither created nor endorsed by Google.

Google Forms

STUDENTS FEEDBACK FOR A.Y. 2019-20

SAU. SHANTADEVI VEDPRAKASH PATIL AYURVED COLLEGE AND RESEARCH INSTITUTE

NAME OF THE STUDENT *

Pavanraje Madhukarrao Admane

ROLL NO. *

01

EMAIL ID

pavanrajeadmane200@gmail.com

CONTACT NO.

8857984667

YEAR OF STUDY *

- ☒ I YEAR
- ☐ II YEAR
- ☐ III YEAR
- ☐ IV YEAR

GENDER *

- ☒ MALE
- ☐ FEMALE
- ☐ TRANSGENDER

1.How much of the syllabus was covered in the class? *

- ☒ 4 – 85 to 100%
- ☐ 3 – 70 to 84%
- ☐ 2 – 55 to 69%
- ☐ 1– 30 to 54%
- ☐ 0 –Below 30%

2. How well did the teachers prepare for the classes? *

- ☒ 4 –Thoroughly
- ☐ 3 – Satisfactorily
- ☐ 2 – Poorly
- ☐ 1 – Indifferently
- ☐ 0 – Won't teach at all

3. How well were the teachers able to communicate? *

- ☒ 4 – Always effective
- ☐ 3 – Sometimes effective
- ☐ 2 – Just satisfactorily
- ☐ 1 – Generally ineffective
- ☐ 0 – Very poor communication

4. The teacher's approach to teaching can best be described as *

- ☒ 4 – Excellent
- ☐ 3 – Very good
- ☐ 2 – Good
- ☐ 1 – Fair
- ☐ 0 – Poor

5. Fairness of the internal evaluation process by the teachers *

- ☒ 4 – Always fair
- ☐ 3 – Usually fair
- ☐ 2 – Sometimes unfair
- ☐ 1 – Usually unfair
- ☐ 0 – Unfair

6. Was your performance in assignments discussed with you? *

- ☐ 4 – Every time
- ☐ 3 – Usually
- ☒ 2 – Occasionally/Sometimes
- ☐ 1 – Rarely
- ☐ 0 – Never

7. The institute takes active interest in promoting internship, student exchange, field visit opportunities for students. *

- ☐ 4 – Regularly
- ☒ 3 – Often
- ☐ 2 – Sometimes
- ☐ 1 – Rarely
- ☐ 0 – Never

8. The teaching and mentoring process in your institution facilitates you in cognitive, social and emotional growth. *

- ☐ 4 – Significantly
- ☒ 3 – Very well
- ☐ 2 – Moderately
- ☐ 1 – Marginally
- ☐ 0 – Not at all

9. The institution provides multiple opportunities to learn and grow. *

- ☐ 4 – Strongly agree
- ☒ 3 – Agree
- ☐ 2 – Neutral
- ☐ 1 – Disagree
- ☐ 0 – Strongly disagree

10. Teachers inform you about your expected competencies, course outcomes and programme outcomes. *

- ☒ 4 – Every time
- ☐ 3 – Usually
- ☐ 2 – Occasionally/Sometimes
- ☐ 1 – Rarely
- ☐ 0 – Never

11. Your mentor does a necessary follow-up with an assigned task to you. *

- ☐ 4 – Every time
- ☒ 3 – Usually
- ☐ 2 – Occasionally/Sometimes
- ☐ 1 – Rarely
- ☐ 0 – I don't have a mentor

12. The teachers illustrate the concepts through examples and applications. *

- ☒ 4 – Every time
- ☐ 3 – Usually
- ☐ 2 – Occasionally/Sometimes
- ☐ 1 – Rarely
- ☐ 0 – Never

13. The teachers identify your strengths and encourage you with providing right level of challenges. *

- ☒ 4 – Fully
- ☐ 3 – Reasonably
- ☐ 2 – Partially
- ☐ 1 – Slightly
- ☐ 0 – Unable to

14. Teachers are able to identify your weaknesses and help you to overcome them. *

- ☒ 4 – Every time
- ☐ 3 – Usually
- ☐ 2 – Occasionally/Sometimes
- ☐ 1 – Rarely
- ☐ 0 – Never

15. The institution makes effort to engage students in the monitoring, review and continuous quality improvement of the teaching learning process. *

- ☐ 4 – Strongly agree
- ☒ 3 – Agree
- ☐ 2 – Neutral
- ☐ 1 – Disagree
- ☐ 0 – Strongly disagree

16. The institute/ teachers use student centric methods, such as experiential learning, participative learning and problem solving methodologies for enhancing learning experiences. *

- ☒ 4 – To a great extent
- ☐ 3 – Moderate
- ☐ 2 – Some what
- ☐ 1 – Very little
- ☐ 0 – Not at all

17. Teachers encourage you to participate in extracurricular activities. *

- ☒ 4 – Strongly agree
- ☐ 3 – Agree
- ☐ 2 – Neutral
- ☐ 1 – Disagree
- ☐ 0 – Strongly disagree

18. Efforts are made by the institute/ teachers to inculcate soft skills, life skills and employability skills to make you ready for the world of work. *

- ☐ 4 – To a great extent
- ☒ 3 – Moderate
- ☐ 2 – Some what
- ☐ 1 – Very little
- ☐ 0 – Not at all

19. What percentage of teachers use ICT tools such as LCD projector, Multimedia, etc. while teaching. *

- ☒ 4 – Above 90%
- ☐ 3 – 70 – 89%
- ☐ 2 – 50 – 69%
- ☐ 1 – 30 – 49%
- ☐ 0 – Below 29%

20. The overall quality of teaching-learning process in your institute is very good. *

- ☒ 4 –Strongly agree
- ☐ 3 – Agree
- ☐ 2 – Neutral
- ☐ 1 – Disagree
- ☐ 0 – Strongly disagree

21. Give suggestions to improve the overall teaching – learning experience in your institution. *

Hostel required

This content is neither created nor endorsed by Google.

Google Forms

STUDENTS FEEDBACK FOR A.Y. 2019-20

SAU. SHANTADEVI VEDPRAKASH PATIL AYURVED COLLEGE AND RESEARCH INSTITUTE

NAME OF THE STUDENT *

Omkar Chandrakant jadhav

ROLL NO. *

16

EMAIL ID

om290999@gmail.com

CONTACT NO.

8975101946

YEAR OF STUDY *

- ☒ I YEAR
- ☐ II YEAR
- ☐ III YEAR
- ☐ IV YEAR

GENDER *

- ☒ MALE
- ☐ FEMALE
- ☐ TRANSGENDER

1.How much of the syllabus was covered in the class? *

- ☐ 4 – 85 to 100%
- ☒ 3 – 70 to 84%
- ☐ 2 – 55 to 69%
- ☐ 1– 30 to 54%
- ☐ 0 –Below 30%

2. How well did the teachers prepare for the classes? *

- ☒ 4 –Thoroughly
- ☐ 3 – Satisfactorily
- ☐ 2 – Poorly
- ☐ 1 – Indifferently
- ☐ 0 – Won't teach at all

3. How well were the teachers able to communicate? *

- ☒ 4 – Always effective
- ☐ 3 – Sometimes effective
- ☐ 2 – Just satisfactorily
- ☐ 1 – Generally ineffective
- ☐ 0 – Very poor communication

4. The teacher's approach to teaching can best be described as *

- ☒ 4 – Excellent
- ☐ 3 – Very good
- ☐ 2 – Good
- ☐ 1 – Fair
- ☐ 0 – Poor

5. Fairness of the internal evaluation process by the teachers *

- ☒ 4 – Always fair
- ☐ 3 – Usually fair
- ☐ 2 – Sometimes unfair
- ☐ 1 – Usually unfair
- ☐ 0 – Unfair

6. Was your performance in assignments discussed with you? *

- ☐ 4 – Every time
- ☒ 3 – Usually
- ☐ 2 – Occasionally/Sometimes
- ☐ 1 – Rarely
- ☐ 0 – Never

7. The institute takes active interest in promoting internship, student exchange, field visit opportunities for students. *

- ☒ 4 – Regularly
- ☐ 3 – Often
- ☐ 2 – Sometimes
- ☐ 1 – Rarely
- ☐ 0 – Never

8. The teaching and mentoring process in your institution facilitates you in cognitive, social and emotional growth. *

- ☒ 4 – Significantly
- ☐ 3 – Very well
- ☐ 2 – Moderately
- ☐ 1 – Marginally
- ☐ 0 – Not at all

9. The institution provides multiple opportunities to learn and grow. *

- ☒ 4 – Strongly agree
- ☐ 3 – Agree
- ☐ 2 – Neutral
- ☐ 1 – Disagree
- ☐ 0 – Strongly disagree

10. Teachers inform you about your expected competencies, course outcomes and programme outcomes. *

- ☒ 4 – Every time
- ☐ 3 – Usually
- ☐ 2 – Occasionally/Sometimes
- ☐ 1 – Rarely
- ☐ 0 – Never

11. Your mentor does a necessary follow-up with an assigned task to you. *

- ☒ 4 – Every time
- ☐ 3 – Usually
- ☐ 2 – Occasionally/Sometimes
- ☐ 1 – Rarely
- ☐ 0 – I don't have a mentor

12. The teachers illustrate the concepts through examples and applications. *

- ☒ 4 – Every time
- ☐ 3 – Usually
- ☐ 2 – Occasionally/Sometimes
- ☐ 1 – Rarely
- ☐ 0 – Never

13. The teachers identify your strengths and encourage you with providing right level of challenges. *

- ☒ 4 – Fully
- ☐ 3 – Reasonably
- ☐ 2 – Partially
- ☐ 1 – Slightly
- ☐ 0 – Unable to

14. Teachers are able to identify your weaknesses and help you to overcome them. *

- ☒ 4 – Every time
- ☐ 3 – Usually
- ☐ 2 – Occasionally/Sometimes
- ☐ 1 – Rarely
- ☐ 0 – Never

15. The institution makes effort to engage students in the monitoring, review and continuous quality improvement of the teaching learning process. *

- ☒ 4 – Strongly agree
- ☐ 3 – Agree
- ☐ 2 – Neutral
- ☐ 1 – Disagree
- ☐ 0 – Strongly disagree

16. The institute/ teachers use student centric methods, such as experiential learning, participative learning and problem solving methodologies for enhancing learning experiences. *

- ☒ 4 – To a great extent
- ☐ 3 – Moderate
- ☐ 2 – Some what
- ☐ 1 – Very little
- ☐ 0 – Not at all

17. Teachers encourage you to participate in extracurricular activities. *

- ☒ 4 – Strongly agree
- ☐ 3 – Agree
- ☐ 2 – Neutral
- ☐ 1 – Disagree
- ☐ 0 – Strongly disagree

18. Efforts are made by the institute/ teachers to inculcate soft skills, life skills and employability skills to make you ready for the world of work. *

- ☒ 4 – To a great extent
- ☐ 3 – Moderate
- ☐ 2 – Some what
- ☐ 1 – Very little
- ☐ 0 – Not at all

19. What percentage of teachers use ICT tools such as LCD projector, Multimedia, etc. while teaching. *

- ☐ 4 – Above 90%
- ☒ 3 – 70 – 89%
- ☐ 2 – 50 – 69%
- ☐ 1 – 30 – 49%
- ☐ 0 – Below 29%

20. The overall quality of teaching-learning process in your institute is very good. *

- ☒ 4 –Strongly agree
- ☐ 3 – Agree
- ☐ 2 – Neutral
- ☐ 1 – Disagree
- ☐ 0 – Strongly disagree

21. Give suggestions to improve the overall teaching – learning experience in your institution. *

It's was excellent

This content is neither created nor endorsed by Google.

Google Forms

STUDENTS FEEDBACK FOR A.Y. 2019-20

SAU. SHANTADEVI VEDPRAKASH PATIL AYURVED COLLEGE AND RESEARCH INSTITUTE

NAME OF THE STUDENT *

Priyanka kailash jondhale

ROLL NO. *

20

EMAIL ID

Priyankajondhale47@gmail.com

CONTACT NO.

9421468318

YEAR OF STUDY *

- ☒ I YEAR
- ☐ II YEAR
- ☐ III YEAR
- ☐ IV YEAR

GENDER *

- ☐ MALE
- ☒ FEMALE
- ☐ TRANSGENDER

1.How much of the syllabus was covered in the class? *

- ☒ 4 – 85 to 100%
- ☐ 3 – 70 to 84%
- ☐ 2 – 55 to 69%
- ☐ 1– 30 to 54%
- ☐ 0 –Below 30%

2. How well did the teachers prepare for the classes? *

- ☒ 4 –Thoroughly
- ☐ 3 – Satisfactorily
- ☐ 2 – Poorly
- ☐ 1 – Indifferently
- ☐ 0 – Won't teach at all

3. How well were the teachers able to communicate? *

- ☒ 4 – Always effective
- ☐ 3 – Sometimes effective
- ☐ 2 – Just satisfactorily
- ☐ 1 – Generally ineffective
- ☐ 0 – Very poor communication

4. The teacher's approach to teaching can best be described as *

- ☒ 4 – Excellent
- ☐ 3 – Very good
- ☐ 2 – Good
- ☐ 1 – Fair
- ☐ 0 – Poor

5. Fairness of the internal evaluation process by the teachers *

- ☒ 4 – Always fair
- ☐ 3 – Usually fair
- ☐ 2 – Sometimes unfair
- ☐ 1 – Usually unfair
- ☐ 0 – Unfair

6. Was your performance in assignments discussed with you? *

- ☒ 4 – Every time
- ☐ 3 – Usually
- ☐ 2 – Occasionally/Sometimes
- ☐ 1 – Rarely
- ☐ 0– Never

7. The institute takes active interest in promoting internship, student exchange, field visit opportunities for students. *

- ☒ 4 – Regularly
- ☐ 3 – Often
- ☐ 2 – Sometimes
- ☐ 1 – Rarely
- ☐ 0– Never

8. The teaching and mentoring process in your institution facilitates you in cognitive, social and emotional growth. *

- ☒ 4 – Significantly
- ☐ 3 – Very well
- ☐ 2 – Moderately
- ☐ 1 – Marginally
- ☐ 0– Not at all

9. The institution provides multiple opportunities to learn and grow. *

- ☒ 4 – Strongly agree
- ☐ 3 – Agree
- ☐ 2 – Neutral
- ☐ 1 – Disagree
- ☐ 0 – Strongly disagree

10. Teachers inform you about your expected competencies, course outcomes and programme outcomes. *

- ☒ 4 – Every time
- ☐ 3 – Usually
- ☐ 2 – Occasionally/Sometimes
- ☐ 1 – Rarely
- ☐ 0 – Never

11. Your mentor does a necessary follow-up with an assigned task to you. *

- ☒ 4 – Every time
- ☐ 3 – Usually
- ☐ 2 – Occasionally/Sometimes
- ☐ 1 – Rarely
- ☐ 0 – I don't have a mentor

12. The teachers illustrate the concepts through examples and applications. *

- ☒ 4 – Every time
- ☐ 3 – Usually
- ☐ 2 – Occasionally/Sometimes
- ☐ 1 – Rarely
- ☐ 0 – Never

13. The teachers identify your strengths and encourage you with providing right level of challenges. *

- ☒ 4 – Fully
- ☐ 3 – Reasonably
- ☐ 2 – Partially
- ☐ 1 – Slightly
- ☐ 0 – Unable to

14. Teachers are able to identify your weaknesses and help you to overcome them. *

- ☒ 4 – Every time
- ☐ 3 – Usually
- ☐ 2 – Occasionally/Sometimes
- ☐ 1 – Rarely
- ☐ 0 – Never

15. The institution makes effort to engage students in the monitoring, review and continuous quality improvement of the teaching learning process. *

- ☒ 4 – Strongly agree
- ☐ 3 – Agree
- ☐ 2 – Neutral
- ☐ 1 – Disagree
- ☐ 0 – Strongly disagree

16. The institute/ teachers use student centric methods, such as experiential learning, participative learning and problem solving methodologies for enhancing learning experiences. *

- ☒ 4 – To a great extent
- ☐ 3 – Moderate
- ☐ 2 – Some what
- ☐ 1 – Very little
- ☐ 0 – Not at all

17. Teachers encourage you to participate in extracurricular activities. *

- ☒ 4 – Strongly agree
- ☐ 3 – Agree
- ☐ 2 – Neutral
- ☐ 1 – Disagree
- ☐ 0 – Strongly disagree

18. Efforts are made by the institute/ teachers to inculcate soft skills, life skills and employability skills to make you ready for the world of work. *

- ☒ 4 – To a great extent
- ☐ 3 – Moderate
- ☐ 2 – Some what
- ☐ 1 – Very little
- ☐ 0 – Not at all

19. What percentage of teachers use ICT tools such as LCD projector, Multimedia, etc. while teaching. *

- ☒ 4 – Above 90%
- ☐ 3 – 70 – 89%
- ☐ 2 – 50 – 69%
- ☐ 1 – 30 – 49%
- ☐ 0 – Below 29%

20. The overall quality of teaching-learning process in your institute is very good. *

- ☒ 4 –Strongly agree
- ☐ 3 – Agree
- ☐ 2 – Neutral
- ☐ 1 – Disagree
- ☐ 0 – Strongly disagree

21. Give suggestions to improve the overall teaching – learning experience in your institution. *

Everything is well and good

This content is neither created nor endorsed by Google.

Google Forms

STUDENTS FEEDBACK FOR A.Y. 2019-20

SAU. SHANTADEVI VEDPRAKASH PATIL AYURVED COLLEGE AND RESEARCH INSTITUTE

NAME OF THE STUDENT *

Rushikesh Vikram Popale

ROLL NO. *

38

EMAIL ID

rushi991999@gmail.com

CONTACT NO.

9011214262

YEAR OF STUDY *

- ☒ I YEAR
- ☐ II YEAR
- ☐ III YEAR
- ☐ IV YEAR

GENDER *

- ☒ MALE
- ☐ FEMALE
- ☐ TRANSGENDER

1.How much of the syllabus was covered in the class? *

- ☒ 4 – 85 to 100%
- ☐ 3 – 70 to 84%
- ☐ 2 – 55 to 69%
- ☐ 1– 30 to 54%
- ☐ 0 –Below 30%

2. How well did the teachers prepare for the classes? *

- ☒ 4 –Thoroughly
- ☐ 3 – Satisfactorily
- ☐ 2 – Poorly
- ☐ 1 – Indifferently
- ☐ 0 – Won't teach at all

3. How well were the teachers able to communicate? *

- ☒ 4 – Always effective
- ☐ 3 – Sometimes effective
- ☐ 2 – Just satisfactorily
- ☐ 1 – Generally ineffective
- ☐ 0 – Very poor communication

4. The teacher's approach to teaching can best be described as *

- ☒ 4 – Excellent
- ☐ 3 – Very good
- ☐ 2 – Good
- ☐ 1 – Fair
- ☐ 0 – Poor

5. Fairness of the internal evaluation process by the teachers *

- ☒ 4 – Always fair
- ☐ 3 – Usually fair
- ☐ 2 – Sometimes unfair
- ☐ 1 – Usually unfair
- ☐ 0 – Unfair

6. Was your performance in assignments discussed with you? *

- ☒ 4 – Every time
- ☐ 3 – Usually
- ☐ 2 – Occasionally/Sometimes
- ☐ 1 – Rarely
- ☐ 0– Never

7. The institute takes active interest in promoting internship, student exchange, field visit opportunities for students. *

- ☒ 4 – Regularly
- ☐ 3 – Often
- ☐ 2 – Sometimes
- ☐ 1 – Rarely
- ☐ 0– Never

8. The teaching and mentoring process in your institution facilitates you in cognitive, social and emotional growth. *

- ☒ 4 – Significantly
- ☐ 3 – Very well
- ☐ 2 – Moderately
- ☐ 1 – Marginally
- ☐ 0– Not at all

9. The institution provides multiple opportunities to learn and grow. *

- ☒ 4 – Strongly agree
- ☐ 3 – Agree
- ☐ 2 – Neutral
- ☐ 1 – Disagree
- ☐ 0 – Strongly disagree

10. Teachers inform you about your expected competencies, course outcomes and programme outcomes. *

- ☒ 4 – Every time
- ☐ 3 – Usually
- ☐ 2 – Occasionally/Sometimes
- ☐ 1 – Rarely
- ☐ 0 – Never

11. Your mentor does a necessary follow-up with an assigned task to you. *

- ☒ 4 – Every time
- ☐ 3 – Usually
- ☐ 2 – Occasionally/Sometimes
- ☐ 1 – Rarely
- ☐ 0 – I don't have a mentor

12. The teachers illustrate the concepts through examples and applications. *

- ☒ 4 – Every time
- ☐ 3 – Usually
- ☐ 2 – Occasionally/Sometimes
- ☐ 1 – Rarely
- ☐ 0 – Never

13. The teachers identify your strengths and encourage you with providing right level of challenges. *

- ☒ 4 – Fully
- ☐ 3 – Reasonably
- ☐ 2 – Partially
- ☐ 1 – Slightly
- ☐ 0 – Unable to

14. Teachers are able to identify your weaknesses and help you to overcome them. *

- ☒ 4 – Every time
- ☐ 3 – Usually
- ☐ 2 – Occasionally/Sometimes
- ☐ 1 – Rarely
- ☐ 0 – Never

15. The institution makes effort to engage students in the monitoring, review and continuous quality improvement of the teaching learning process. *

- ☒ 4 – Strongly agree
- ☐ 3 – Agree
- ☐ 2 – Neutral
- ☐ 1 – Disagree
- ☐ 0 – Strongly disagree

16. The institute/ teachers use student centric methods, such as experiential learning, participative learning and problem solving methodologies for enhancing learning experiences. *

- ☒ 4 – To a great extent
- ☐ 3 – Moderate
- ☐ 2 – Some what
- ☐ 1 – Very little
- ☐ 0 – Not at all

17. Teachers encourage you to participate in extracurricular activities. *

- ☒ 4 – Strongly agree
- ☐ 3 – Agree
- ☐ 2 – Neutral
- ☐ 1 – Disagree
- ☐ 0 – Strongly disagree

18. Efforts are made by the institute/ teachers to inculcate soft skills, life skills and employability skills to make you ready for the world of work. *

- ☒ 4 – To a great extent
- ☐ 3 – Moderate
- ☐ 2 – Some what
- ☐ 1 – Very little
- ☐ 0 – Not at all

19. What percentage of teachers use ICT tools such as LCD projector, Multimedia, etc. while teaching. *

- ☒ 4 – Above 90%
- ☐ 3 – 70 – 89%
- ☐ 2 – 50 – 69%
- ☐ 1 – 30 – 49%
- ☐ 0 – Below 29%

20. The overall quality of teaching-learning process in your institute is very good. *

- ☒ 4 –Strongly agree
- ☐ 3 – Agree
- ☐ 2 – Neutral
- ☐ 1 – Disagree
- ☐ 0 – Strongly disagree

21. Give suggestions to improve the overall teaching – learning experience in your institution. *

Take seminar and other activities for health

This content is neither created nor endorsed by Google.

Google Forms

STUDENTS FEEDBACK FOR A.Y. 2019-20

SAU. SHANTADEVI VEDPRAKASH PATIL AYURVED COLLEGE AND RESEARCH INSTITUTE

NAME OF THE STUDENT *

Komal Bharat kendre

ROLL NO. *

22

EMAIL ID

kendrekomal2001@gmail.com

CONTACT NO.

8830078198

YEAR OF STUDY *

- ☒ I YEAR
- ☐ II YEAR
- ☐ III YEAR
- ☐ IV YEAR

GENDER *

- ☐ MALE
- ☒ FEMALE
- ☐ TRANSGENDER

1.How much of the syllabus was covered in the class? *

- ☒ 4 – 85 to 100%
- ☐ 3 – 70 to 84%
- ☐ 2 – 55 to 69%
- ☐ 1– 30 to 54%
- ☐ 0 –Below 30%

2. How well did the teachers prepare for the classes? *

- ☐ 4 –Thoroughly
- ☒ 3 – Satisfactorily
- ☐ 2 – Poorly
- ☐ 1 – Indifferently
- ☐ 0 – Won't teach at all

3. How well were the teachers able to communicate? *

- ☒ 4 – Always effective
- ☐ 3 – Sometimes effective
- ☐ 2 – Just satisfactorily
- ☐ 1 – Generally ineffective
- ☐ 0 – Very poor communication

4. The teacher's approach to teaching can best be described as *

- ☒ 4 – Excellent
- ☐ 3 – Very good
- ☐ 2 – Good
- ☐ 1 – Fair
- ☐ 0 – Poor

5. Fairness of the internal evaluation process by the teachers *

- ☒ 4 – Always fair
- ☐ 3 – Usually fair
- ☐ 2 – Sometimes unfair
- ☐ 1 – Usually unfair
- ☐ 0 – Unfair

6. Was your performance in assignments discussed with you? *

- ☒ 4 – Every time
- ☐ 3 – Usually
- ☐ 2 – Occasionally/Sometimes
- ☐ 1 – Rarely
- ☐ 0– Never

7. The institute takes active interest in promoting internship, student exchange, field visit opportunities for students. *

- ☒ 4 – Regularly
- ☐ 3 – Often
- ☐ 2 – Sometimes
- ☐ 1 – Rarely
- ☐ 0– Never

8. The teaching and mentoring process in your institution facilitates you in cognitive, social and emotional growth. *

- ☒ 4 – Significantly
- ☐ 3 – Very well
- ☐ 2 – Moderately
- ☐ 1 – Marginally
- ☐ 0– Not at all

9. The institution provides multiple opportunities to learn and grow. *

- ☒ 4 – Strongly agree
- ☐ 3 – Agree
- ☐ 2 – Neutral
- ☐ 1 – Disagree
- ☐ 0 – Strongly disagree

10. Teachers inform you about your expected competencies, course outcomes and programme outcomes. *

- ☒ 4 – Every time
- ☐ 3 – Usually
- ☐ 2 – Occasionally/Sometimes
- ☐ 1 – Rarely
- ☐ 0 – Never

11. Your mentor does a necessary follow-up with an assigned task to you. *

- ☒ 4 – Every time
- ☐ 3 – Usually
- ☐ 2 – Occasionally/Sometimes
- ☐ 1 – Rarely
- ☐ 0 – I don't have a mentor

12. The teachers illustrate the concepts through examples and applications. *

- ☒ 4 – Every time
- ☐ 3 – Usually
- ☐ 2 – Occasionally/Sometimes
- ☐ 1 – Rarely
- ☐ 0 – Never

13. The teachers identify your strengths and encourage you with providing right level of challenges. *

- ☒ 4 – Fully
- ☐ 3 – Reasonably
- ☐ 2 – Partially
- ☐ 1 – Slightly
- ☐ 0 – Unable to

14. Teachers are able to identify your weaknesses and help you to overcome them. *

- ☒ 4 – Every time
- ☐ 3 – Usually
- ☐ 2 – Occasionally/Sometimes
- ☐ 1 – Rarely
- ☐ 0 – Never

15. The institution makes effort to engage students in the monitoring, review and continuous quality improvement of the teaching learning process. *

- ☒ 4 – Strongly agree
- ☐ 3 – Agree
- ☐ 2 – Neutral
- ☐ 1 – Disagree
- ☐ 0 – Strongly disagree

16. The institute/ teachers use student centric methods, such as experiential learning, participative learning and problem solving methodologies for enhancing learning experiences. *

- ☒ 4 – To a great extent
- ☐ 3 – Moderate
- ☐ 2 – Some what
- ☐ 1 – Very little
- ☐ 0 – Not at all

17. Teachers encourage you to participate in extracurricular activities. *

- ☒ 4 – Strongly agree
- ☐ 3 – Agree
- ☐ 2 – Neutral
- ☐ 1 – Disagree
- ☐ 0 – Strongly disagree

18. Efforts are made by the institute/ teachers to inculcate soft skills, life skills and employability skills to make you ready for the world of work. *

- ☒ 4 – To a great extent
- ☐ 3 – Moderate
- ☐ 2 – Some what
- ☐ 1 – Very little
- ☐ 0 – Not at all

19. What percentage of teachers use ICT tools such as LCD projector, Multimedia, etc. while teaching. *

- ☒ 4 – Above 90%
- ☐ 3 – 70 – 89%
- ☐ 2 – 50 – 69%
- ☐ 1 – 30 – 49%
- ☐ 0 – Below 29%

20. The overall quality of teaching-learning process in your institute is very good. *

- ☒ 4 –Strongly agree
- ☐ 3 – Agree
- ☐ 2 – Neutral
- ☐ 1 – Disagree
- ☐ 0 – Strongly disagree

21. Give suggestions to improve the overall teaching – learning experience in your institution. *

Good teaching staff

This content is neither created nor endorsed by Google.

Google Forms

STUDENTS FEEDBACK FOR A.Y. 2019-20

SAU. SHANTADEVI VEDPRAKASH PATIL AYURVED COLLEGE AND RESEARCH INSTITUTE

NAME OF THE STUDENT *

Nilesh Navalsing ingle

ROLL NO. *

14

EMAIL ID

nileshingle2001@gmail.com

CONTACT NO.

7821093472

YEAR OF STUDY *

☒ I YEAR

☐ II YEAR

☐ III YEAR

☐ IV YEAR

GENDER *

- ☒ MALE
- ☐ FEMALE
- ☐ TRANSGENDER

1.How much of the syllabus was covered in the class? *

- ☒ 4 – 85 to 100%
- ☐ 3 – 70 to 84%
- ☐ 2 – 55 to 69%
- ☐ 1– 30 to 54%
- ☐ 0 –Below 30%

2. How well did the teachers prepare for the classes? *

- ☐ 4 –Thoroughly
- ☒ 3 – Satisfactorily
- ☐ 2 – Poorly
- ☐ 1 – Indifferently
- ☐ 0 – Won't teach at all

3. How well were the teachers able to communicate? *

- ☒ 4 – Always effective
- ☐ 3 – Sometimes effective
- ☐ 2 – Just satisfactorily
- ☐ 1 – Generally ineffective
- ☐ 0 – Very poor communication

4. The teacher's approach to teaching can best be described as *

- ☒ 4 – Excellent
- ☐ 3 – Very good
- ☐ 2 – Good
- ☐ 1 – Fair
- ☐ 0 – Poor

5. Fairness of the internal evaluation process by the teachers *

- ☒ 4 – Always fair
- ☐ 3 – Usually fair
- ☐ 2 – Sometimes unfair
- ☐ 1 – Usually unfair
- ☐ 0 – Unfair

6. Was your performance in assignments discussed with you? *

- ☒ 4 – Every time
- ☐ 3 – Usually
- ☐ 2 – Occasionally/Sometimes
- ☐ 1 – Rarely
- ☐ 0– Never

7. The institute takes active interest in promoting internship, student exchange, field visit opportunities for students. *

- ☒ 4 – Regularly
- ☐ 3 – Often
- ☐ 2 – Sometimes
- ☐ 1 – Rarely
- ☐ 0– Never

8. The teaching and mentoring process in your institution facilitates you in cognitive, social and emotional growth. *

- ☒ 4 – Significantly
- ☐ 3 – Very well
- ☐ 2 – Moderately
- ☐ 1 – Marginally
- ☐ 0– Not at all

9. The institution provides multiple opportunities to learn and grow. *

- ☒ 4 – Strongly agree
- ☐ 3 – Agree
- ☐ 2 – Neutral
- ☐ 1 – Disagree
- ☐ 0 – Strongly disagree

10. Teachers inform you about your expected competencies, course outcomes and programme outcomes. *

- ☒ 4 – Every time
- ☐ 3 – Usually
- ☐ 2 – Occasionally/Sometimes
- ☐ 1 – Rarely
- ☐ 0 – Never

11. Your mentor does a necessary follow-up with an assigned task to you. *

- ☒ 4 – Every time
- ☐ 3 – Usually
- ☐ 2 – Occasionally/Sometimes
- ☐ 1 – Rarely
- ☐ 0 – I don't have a mentor

12. The teachers illustrate the concepts through examples and applications. *

- ☐ 4 – Every time
- ☒ 3 – Usually
- ☐ 2 – Occasionally/Sometimes
- ☐ 1 – Rarely
- ☐ 0 – Never

13. The teachers identify your strengths and encourage you with providing right level of challenges. *

- ☒ 4 – Fully
- ☐ 3 – Reasonably
- ☐ 2 – Partially
- ☐ 1 – Slightly
- ☐ 0 – Unable to

14. Teachers are able to identify your weaknesses and help you to overcome them. *

- ☒ 4 – Every time
- ☐ 3 – Usually
- ☐ 2 – Occasionally/Sometimes
- ☐ 1 – Rarely
- ☐ 0 – Never

15. The institution makes effort to engage students in the monitoring, review and continuous quality improvement of the teaching learning process. *

- ☒ 4 – Strongly agree
- ☐ 3 – Agree
- ☐ 2 – Neutral
- ☐ 1 – Disagree
- ☐ 0 – Strongly disagree

16. The institute/ teachers use student centric methods, such as experiential learning, participative learning and problem solving methodologies for enhancing learning experiences. *

- ☒ 4 – To a great extent
- ☐ 3 – Moderate
- ☐ 2 – Some what
- ☐ 1 – Very little
- ☐ 0 – Not at all

17. Teachers encourage you to participate in extracurricular activities. *

- ☒ 4 – Strongly agree
- ☐ 3 – Agree
- ☐ 2 – Neutral
- ☐ 1 – Disagree
- ☐ 0 – Strongly disagree

18. Efforts are made by the institute/ teachers to inculcate soft skills, life skills and employability skills to make you ready for the world of work. *

- ☒ 4 – To a great extent
- ☐ 3 – Moderate
- ☐ 2 – Some what
- ☐ 1 – Very little
- ☐ 0 – Not at all

19. What percentage of teachers use ICT tools such as LCD projector, Multimedia, etc. while teaching. *

- ☒ 4 – Above 90%
- ☐ 3 – 70 – 89%
- ☐ 2 – 50 – 69%
- ☐ 1 – 30 – 49%
- ☐ 0 – Below 29%

20. The overall quality of teaching-learning process in your institute is very good. *

- ☒ 4 –Strongly agree
- ☐ 3 – Agree
- ☐ 2 – Neutral
- ☐ 1 – Disagree
- ☐ 0 – Strongly disagree

21. Give suggestions to improve the overall teaching – learning experience in your institution. *

Very good

This content is neither created nor endorsed by Google.

Google Forms

STUDENTS FEEDBACK FOR A.Y. 2019-20

SAU. SHANTADEVI VEDPRAKASH PATIL AYURVED COLLEGE AND RESEARCH INSTITUTE

NAME OF THE STUDENT *

Shreya Jagannath Barshile

ROLL NO. *

3

EMAIL ID

shreyabarshile@gmail.com

CONTACT NO.

7276557885

YEAR OF STUDY *



I YEAR



II YEAR



III YEAR



IV YEAR

GENDER *

- ☐ MALE
- ☒ FEMALE
- ☐ TRANSGENDER

1.How much of the syllabus was covered in the class? *

- ☒ 4 – 85 to 100%
- ☐ 3 – 70 to 84%
- ☐ 2 – 55 to 69%
- ☐ 1– 30 to 54%
- ☐ 0 –Below 30%

2. How well did the teachers prepare for the classes? *

- ☒ 4 –Thoroughly
- ☐ 3 – Satisfactorily
- ☐ 2 – Poorly
- ☐ 1 – Indifferently
- ☐ 0 – Won't teach at all

3. How well were the teachers able to communicate? *

- ☒ 4 – Always effective
- ☐ 3 – Sometimes effective
- ☐ 2 – Just satisfactorily
- ☐ 1 – Generally ineffective
- ☐ 0 – Very poor communication

4. The teacher's approach to teaching can best be described as *

- ☒ 4 – Excellent
- ☐ 3 – Very good
- ☐ 2 – Good
- ☐ 1 – Fair
- ☐ 0 – Poor

5. Fairness of the internal evaluation process by the teachers *

- ☒ 4 – Always fair
- ☐ 3 – Usually fair
- ☐ 2 – Sometimes unfair
- ☐ 1 – Usually unfair
- ☐ 0 – Unfair

6. Was your performance in assignments discussed with you? *

- ☒ 4 – Every time
- ☐ 3 – Usually
- ☐ 2 – Occasionally/Sometimes
- ☐ 1 – Rarely
- ☐ 0– Never

7. The institute takes active interest in promoting internship, student exchange, field visit opportunities for students. *

- ☒ 4 – Regularly
- ☐ 3 – Often
- ☐ 2 – Sometimes
- ☐ 1 – Rarely
- ☐ 0– Never

8. The teaching and mentoring process in your institution facilitates you in cognitive, social and emotional growth. *

- ☒ 4 – Significantly
- ☐ 3 – Very well
- ☐ 2 – Moderately
- ☐ 1 – Marginally
- ☐ 0– Not at all

9. The institution provides multiple opportunities to learn and grow. *

- ☒ 4 – Strongly agree
- ☐ 3 – Agree
- ☐ 2 – Neutral
- ☐ 1 – Disagree
- ☐ 0 – Strongly disagree

10. Teachers inform you about your expected competencies, course outcomes and programme outcomes. *

- ☒ 4 – Every time
- ☐ 3 – Usually
- ☐ 2 – Occasionally/Sometimes
- ☐ 1 – Rarely
- ☐ 0 – Never

11. Your mentor does a necessary follow-up with an assigned task to you. *

- ☒ 4 – Every time
- ☐ 3 – Usually
- ☐ 2 – Occasionally/Sometimes
- ☐ 1 – Rarely
- ☐ 0 – I don't have a mentor

12. The teachers illustrate the concepts through examples and applications. *

- ☒ 4 – Every time
- ☐ 3 – Usually
- ☐ 2 – Occasionally/Sometimes
- ☐ 1 – Rarely
- ☐ 0 – Never

13. The teachers identify your strengths and encourage you with providing right level of challenges. *

- ☒ 4 – Fully
- ☐ 3 – Reasonably
- ☐ 2 – Partially
- ☐ 1 – Slightly
- ☐ 0 – Unable to

14. Teachers are able to identify your weaknesses and help you to overcome them. *

- ☒ 4 – Every time
- ☐ 3 – Usually
- ☐ 2 – Occasionally/Sometimes
- ☐ 1 – Rarely
- ☐ 0 – Never

15. The institution makes effort to engage students in the monitoring, review and continuous quality improvement of the teaching learning process. *

- ☒ 4 – Strongly agree
- ☐ 3 – Agree
- ☐ 2 – Neutral
- ☐ 1 – Disagree
- ☐ 0 – Strongly disagree

16. The institute/ teachers use student centric methods, such as experiential learning, participative learning and problem solving methodologies for enhancing learning experiences. *

- ☒ 4 – To a great extent
- ☐ 3 – Moderate
- ☐ 2 – Some what
- ☐ 1 – Very little
- ☐ 0 – Not at all

17. Teachers encourage you to participate in extracurricular activities. *

- ☒ 4 – Strongly agree
- ☐ 3 – Agree
- ☐ 2 – Neutral
- ☐ 1 – Disagree
- ☐ 0 – Strongly disagree

18. Efforts are made by the institute/ teachers to inculcate soft skills, life skills and employability skills to make you ready for the world of work. *

- ☒ 4 – To a great extent
- ☐ 3 – Moderate
- ☐ 2 – Some what
- ☐ 1 – Very little
- ☐ 0 – Not at all

19. What percentage of teachers use ICT tools such as LCD projector, Multimedia, etc. while teaching. *

- ☒ 4 – Above 90%
- ☐ 3 – 70 – 89%
- ☐ 2 – 50 – 69%
- ☐ 1 – 30 – 49%
- ☐ 0 – Below 29%

20. The overall quality of teaching-learning process in your institute is very good. *

- ☒ 4 –Strongly agree
- ☐ 3 – Agree
- ☐ 2 – Neutral
- ☐ 1 – Disagree
- ☐ 0 – Strongly disagree

21. Give suggestions to improve the overall teaching – learning experience in your institution. *

No needed

This content is neither created nor endorsed by Google.

Google Forms

STUDENTS FEEDBACK FOR A.Y. 2019-20

SAU. SHANTADEVI VEDPRAKASH PATIL AYURVED COLLEGE AND RESEARCH INSTITUTE

NAME OF THE STUDENT *

Saurabh Gangadhar kle

ROLL NO. *

21

EMAIL ID

Saurabhkale036@gmail.com

CONTACT NO.

9168841777

YEAR OF STUDY *

- ☒ I YEAR
- ☐ II YEAR
- ☐ III YEAR
- ☐ IV YEAR

GENDER *

- ☒ MALE
- ☐ FEMALE
- ☐ TRANSGENDER

1.How much of the syllabus was covered in the class? *

- ☒ 4 – 85 to 100%
- ☐ 3 – 70 to 84%
- ☐ 2 – 55 to 69%
- ☐ 1– 30 to 54%
- ☐ 0 –Below 30%

2. How well did the teachers prepare for the classes? *

- ☒ 4 –Thoroughly
- ☐ 3 – Satisfactorily
- ☐ 2 – Poorly
- ☐ 1 – Indifferently
- ☐ 0 – Won't teach at all

3. How well were the teachers able to communicate? *

- ☒ 4 – Always effective
- ☐ 3 – Sometimes effective
- ☐ 2 – Just satisfactorily
- ☐ 1 – Generally ineffective
- ☐ 0 – Very poor communication

4. The teacher's approach to teaching can best be described as *

- ☒ 4 – Excellent
- ☐ 3 – Very good
- ☐ 2 – Good
- ☐ 1 – Fair
- ☐ 0 – Poor

5. Fairness of the internal evaluation process by the teachers *

- ☒ 4 – Always fair
- ☐ 3 – Usually fair
- ☐ 2 – Sometimes unfair
- ☐ 1 – Usually unfair
- ☐ 0 – Unfair

6. Was your performance in assignments discussed with you? *

- ☒ 4 – Every time
- ☐ 3 – Usually
- ☐ 2 – Occasionally/Sometimes
- ☐ 1 – Rarely
- ☐ 0– Never

7. The institute takes active interest in promoting internship, student exchange, field visit opportunities for students. *

- ☒ 4 – Regularly
- ☐ 3 – Often
- ☐ 2 – Sometimes
- ☐ 1 – Rarely
- ☐ 0– Never

8. The teaching and mentoring process in your institution facilitates you in cognitive, social and emotional growth. *

- ☒ 4 – Significantly
- ☐ 3 – Very well
- ☐ 2 – Moderately
- ☐ 1 – Marginally
- ☐ 0– Not at all

9. The institution provides multiple opportunities to learn and grow. *

- ☒ 4 – Strongly agree
- ☐ 3 – Agree
- ☐ 2 – Neutral
- ☐ 1 – Disagree
- ☐ 0 – Strongly disagree

10. Teachers inform you about your expected competencies, course outcomes and programme outcomes. *

- ☒ 4 – Every time
- ☐ 3 – Usually
- ☐ 2 – Occasionally/Sometimes
- ☐ 1 – Rarely
- ☐ 0 – Never

11. Your mentor does a necessary follow-up with an assigned task to you. *

- ☒ 4 – Every time
- ☐ 3 – Usually
- ☐ 2 – Occasionally/Sometimes
- ☐ 1 – Rarely
- ☐ 0 – I don't have a mentor

12. The teachers illustrate the concepts through examples and applications. *

- ☒ 4 – Every time
- ☐ 3 – Usually
- ☐ 2 – Occasionally/Sometimes
- ☐ 1 – Rarely
- ☐ 0 – Never

13. The teachers identify your strengths and encourage you with providing right level of challenges. *

- ☒ 4 – Fully
- ☐ 3 – Reasonably
- ☐ 2 – Partially
- ☐ 1 – Slightly
- ☐ 0 – Unable to

14. Teachers are able to identify your weaknesses and help you to overcome them. *

- ☒ 4 – Every time
- ☐ 3 – Usually
- ☐ 2 – Occasionally/Sometimes
- ☐ 1 – Rarely
- ☐ 0 – Never

15. The institution makes effort to engage students in the monitoring, review and continuous quality improvement of the teaching learning process. *

- ☒ 4 – Strongly agree
- ☐ 3 – Agree
- ☐ 2 – Neutral
- ☐ 1 – Disagree
- ☐ 0 – Strongly disagree

16. The institute/ teachers use student centric methods, such as experiential learning, participative learning and problem solving methodologies for enhancing learning experiences. *

- ☒ 4 – To a great extent
- ☐ 3 – Moderate
- ☐ 2 – Some what
- ☐ 1 – Very little
- ☐ 0 – Not at all

17. Teachers encourage you to participate in extracurricular activities. *

- ☒ 4 – Strongly agree
- ☐ 3 – Agree
- ☐ 2 – Neutral
- ☐ 1 – Disagree
- ☐ 0 – Strongly disagree

18. Efforts are made by the institute/ teachers to inculcate soft skills, life skills and employability skills to make you ready for the world of work. *

- ☒ 4 – To a great extent
- ☐ 3 – Moderate
- ☐ 2 – Some what
- ☐ 1 – Very little
- ☐ 0 – Not at all

19. What percentage of teachers use ICT tools such as LCD projector, Multimedia, etc. while teaching. *

- ☒ 4 – Above 90%
- ☐ 3 – 70 – 89%
- ☐ 2 – 50 – 69%
- ☐ 1 – 30 – 49%
- ☐ 0 – Below 29%

20. The overall quality of teaching-learning process in your institute is very good. *

- ☒ 4 –Strongly agree
- ☐ 3 – Agree
- ☐ 2 – Neutral
- ☐ 1 – Disagree
- ☐ 0 – Strongly disagree

21. Give suggestions to improve the overall teaching – learning experience in your institution. *

No suggestion because our teacher and faculty is best

This content is neither created nor endorsed by Google.

Google Forms

STUDENTS FEEDBACK FOR A.Y. 2019-20

SAU. SHANTADEVI VEDPRAKASH PATIL AYURVED COLLEGE AND RESEARCH INSTITUTE

NAME OF THE STUDENT *

Raut Aditya Jayram

ROLL NO. *

39

EMAIL ID

araut3044@gmail.com

CONTACT NO.

9604784219

YEAR OF STUDY *

- ☒ I YEAR
- ☐ II YEAR
- ☐ III YEAR
- ☐ IV YEAR

GENDER *

- ☒ MALE
- ☐ FEMALE
- ☐ TRANSGENDER

1.How much of the syllabus was covered in the class? *

- ☒ 4 – 85 to 100%
- ☐ 3 – 70 to 84%
- ☐ 2 – 55 to 69%
- ☐ 1– 30 to 54%
- ☐ 0 –Below 30%

2. How well did the teachers prepare for the classes? *

- ☒ 4 –Thoroughly
- ☐ 3 – Satisfactorily
- ☐ 2 – Poorly
- ☐ 1 – Indifferently
- ☐ 0 – Won't teach at all

3. How well were the teachers able to communicate? *

- ☒ 4 – Always effective
- ☐ 3 – Sometimes effective
- ☐ 2 – Just satisfactorily
- ☐ 1 – Generally ineffective
- ☐ 0 – Very poor communication

4. The teacher's approach to teaching can best be described as *

- ☒ 4 – Excellent
- ☐ 3 – Very good
- ☐ 2 – Good
- ☐ 1 – Fair
- ☐ 0 – Poor

5. Fairness of the internal evaluation process by the teachers *

- ☒ 4 – Always fair
- ☐ 3 – Usually fair
- ☐ 2 – Sometimes unfair
- ☐ 1 – Usually unfair
- ☐ 0 – Unfair

6. Was your performance in assignments discussed with you? *

- ☒ 4 – Every time
- ☐ 3 – Usually
- ☐ 2 – Occasionally/Sometimes
- ☐ 1 – Rarely
- ☐ 0– Never

7. The institute takes active interest in promoting internship, student exchange, field visit opportunities for students. *

- ☒ 4 – Regularly
- ☐ 3 – Often
- ☐ 2 – Sometimes
- ☐ 1 – Rarely
- ☐ 0– Never

8. The teaching and mentoring process in your institution facilitates you in cognitive, social and emotional growth. *

- ☒ 4 – Significantly
- ☐ 3 – Very well
- ☐ 2 – Moderately
- ☐ 1 – Marginally
- ☐ 0– Not at all

9. The institution provides multiple opportunities to learn and grow. *

- ☒ 4 – Strongly agree
- ☐ 3 – Agree
- ☐ 2 – Neutral
- ☐ 1 – Disagree
- ☐ 0 – Strongly disagree

10. Teachers inform you about your expected competencies, course outcomes and programme outcomes. *

- ☒ 4 – Every time
- ☐ 3 – Usually
- ☐ 2 – Occasionally/Sometimes
- ☐ 1 – Rarely
- ☐ 0 – Never

11. Your mentor does a necessary follow-up with an assigned task to you. *

- ☒ 4 – Every time
- ☐ 3 – Usually
- ☐ 2 – Occasionally/Sometimes
- ☐ 1 – Rarely
- ☐ 0 – I don't have a mentor

12. The teachers illustrate the concepts through examples and applications. *

- ☒ 4 – Every time
- ☐ 3 – Usually
- ☐ 2 – Occasionally/Sometimes
- ☐ 1 – Rarely
- ☐ 0 – Never

13. The teachers identify your strengths and encourage you with providing right level of challenges. *

- ☒ 4 – Fully
- ☐ 3 – Reasonably
- ☐ 2 – Partially
- ☐ 1 – Slightly
- ☐ 0 – Unable to

14. Teachers are able to identify your weaknesses and help you to overcome them. *

- ☒ 4 – Every time
- ☐ 3 – Usually
- ☐ 2 – Occasionally/Sometimes
- ☐ 1 – Rarely
- ☐ 0 – Never

15. The institution makes effort to engage students in the monitoring, review and continuous quality improvement of the teaching learning process. *

- ☒ 4 – Strongly agree
- ☐ 3 – Agree
- ☐ 2 – Neutral
- ☐ 1 – Disagree
- ☐ 0 – Strongly disagree

16. The institute/ teachers use student centric methods, such as experiential learning, participative learning and problem solving methodologies for enhancing learning experiences. *

- ☒ 4 – To a great extent
- ☐ 3 – Moderate
- ☐ 2 – Some what
- ☐ 1 – Very little
- ☐ 0 – Not at all

17. Teachers encourage you to participate in extracurricular activities. *

- ☒ 4 – Strongly agree
- ☐ 3 – Agree
- ☐ 2 – Neutral
- ☐ 1 – Disagree
- ☐ 0 – Strongly disagree

18. Efforts are made by the institute/ teachers to inculcate soft skills, life skills and employability skills to make you ready for the world of work. *

- ☒ 4 – To a great extent
- ☐ 3 – Moderate
- ☐ 2 – Some what
- ☐ 1 – Very little
- ☐ 0 – Not at all

19. What percentage of teachers use ICT tools such as LCD projector, Multimedia, etc. while teaching. *

- ☒ 4 – Above 90%
- ☐ 3 – 70 – 89%
- ☐ 2 – 50 – 69%
- ☐ 1 – 30 – 49%
- ☐ 0 – Below 29%

20. The overall quality of teaching-learning process in your institute is very good. *

- ☒ 4 –Strongly agree
- ☐ 3 – Agree
- ☐ 2 – Neutral
- ☐ 1 – Disagree
- ☐ 0 – Strongly disagree

21. Give suggestions to improve the overall teaching – learning experience in your institution. *

.

This content is neither created nor endorsed by Google.

Google Forms

STUDENTS FEEDBACK FOR A.Y. 2019-20

SAU. SHANTADEVI VEDPRAKASH PATIL AYURVED COLLEGE AND RESEARCH INSTITUTE

NAME OF THE STUDENT *

Gudle pooja

ROLL NO. *

13

EMAIL ID

Poojagudle5@gmail.com

CONTACT NO.

7821916714

YEAR OF STUDY *

- ☒ I YEAR
- ☐ II YEAR
- ☐ III YEAR
- ☐ IV YEAR

GENDER *

- ☐ MALE
- ☒ FEMALE
- ☐ TRANSGENDER

1.How much of the syllabus was covered in the class? *

- ☒ 4 – 85 to 100%
- ☐ 3 – 70 to 84%
- ☐ 2 – 55 to 69%
- ☐ 1– 30 to 54%
- ☐ 0 –Below 30%

2. How well did the teachers prepare for the classes? *

- ☐ 4 –Thoroughly
- ☒ 3 – Satisfactorily
- ☐ 2 – Poorly
- ☐ 1 – Indifferently
- ☐ 0 – Won't teach at all

3. How well were the teachers able to communicate? *

- ☒ 4 – Always effective
- ☐ 3 – Sometimes effective
- ☐ 2 – Just satisfactorily
- ☐ 1 – Generally ineffective
- ☐ 0 – Very poor communication

4. The teacher's approach to teaching can best be described as *

- ☐ 4 – Excellent
- ☒ 3 – Very good
- ☐ 2 – Good
- ☐ 1 – Fair
- ☐ 0 – Poor

5. Fairness of the internal evaluation process by the teachers *

- ☐ 4 – Always fair
- ☒ 3 – Usually fair
- ☐ 2 – Sometimes unfair
- ☐ 1 – Usually unfair
- ☐ 0 – Unfair

6. Was your performance in assignments discussed with you? *

- ☐ 4 – Every time
- ☒ 3 – Usually
- ☐ 2 – Occasionally/Sometimes
- ☐ 1 – Rarely
- ☐ 0– Never

7. The institute takes active interest in promoting internship, student exchange, field visit opportunities for students. *

- ☐ 4 – Regularly
- ☒ 3 – Often
- ☐ 2 – Sometimes
- ☐ 1 – Rarely
- ☐ 0– Never

8. The teaching and mentoring process in your institution facilitates you in cognitive, social and emotional growth. *

- ☒ 4 – Significantly
- ☐ 3 – Very well
- ☐ 2 – Moderately
- ☐ 1 – Marginally
- ☐ 0– Not at all

9. The institution provides multiple opportunities to learn and grow. *

- ☒ 4 – Strongly agree
- ☐ 3 – Agree
- ☐ 2 – Neutral
- ☐ 1 – Disagree
- ☐ 0 – Strongly disagree

10. Teachers inform you about your expected competencies, course outcomes and programme outcomes. *

- ☒ 4 – Every time
- ☐ 3 – Usually
- ☐ 2 – Occasionally/Sometimes
- ☐ 1 – Rarely
- ☐ 0 – Never

11. Your mentor does a necessary follow-up with an assigned task to you. *

- ☒ 4 – Every time
- ☐ 3 – Usually
- ☐ 2 – Occasionally/Sometimes
- ☐ 1 – Rarely
- ☐ 0 – I don't have a mentor

12. The teachers illustrate the concepts through examples and applications. *

- ☒ 4 – Every time
- ☐ 3 – Usually
- ☐ 2 – Occasionally/Sometimes
- ☐ 1 – Rarely
- ☐ 0 – Never

13. The teachers identify your strengths and encourage you with providing right level of challenges. *

- ☒ 4 – Fully
- ☐ 3 – Reasonably
- ☐ 2 – Partially
- ☐ 1 – Slightly
- ☐ 0 – Unable to

14. Teachers are able to identify your weaknesses and help you to overcome them. *

- ☒ 4 – Every time
- ☐ 3 – Usually
- ☐ 2 – Occasionally/Sometimes
- ☐ 1 – Rarely
- ☐ 0 – Never

15. The institution makes effort to engage students in the monitoring, review and continuous quality improvement of the teaching learning process. *

- ☒ 4 – Strongly agree
- ☐ 3 – Agree
- ☐ 2 – Neutral
- ☐ 1 – Disagree
- ☐ 0 – Strongly disagree

16. The institute/ teachers use student centric methods, such as experiential learning, participative learning and problem solving methodologies for enhancing learning experiences. *

- ☒ 4 – To a great extent
- ☐ 3 – Moderate
- ☐ 2 – Some what
- ☐ 1 – Very little
- ☐ 0 – Not at all

17. Teachers encourage you to participate in extracurricular activities. *

- ☒ 4 – Strongly agree
- ☐ 3 – Agree
- ☐ 2 – Neutral
- ☐ 1 – Disagree
- ☐ 0 – Strongly disagree

18. Efforts are made by the institute/ teachers to inculcate soft skills, life skills and employability skills to make you ready for the world of work. *

- ☒ 4 – To a great extent
- ☐ 3 – Moderate
- ☐ 2 – Some what
- ☐ 1 – Very little
- ☐ 0 – Not at all

19. What percentage of teachers use ICT tools such as LCD projector, Multimedia, etc. while teaching. *

- ☐ 4 – Above 90%
- ☒ 3 – 70 – 89%
- ☐ 2 – 50 – 69%
- ☐ 1 – 30 – 49%
- ☐ 0 – Below 29%

20. The overall quality of teaching-learning process in your institute is very good. *

- ☒ 4 –Strongly agree
- ☐ 3 – Agree
- ☐ 2 – Neutral
- ☐ 1 – Disagree
- ☐ 0 – Strongly disagree

21. Give suggestions to improve the overall teaching – learning experience in your institution. *

No suggestions

This content is neither created nor endorsed by Google.

Google Forms

STUDENTS FEEDBACK FOR A.Y. 2019-20

SAU. SHANTADEVI VEDPRAKASH PATIL AYURVED COLLEGE AND RESEARCH INSTITUTE

NAME OF THE STUDENT *

Aditya Panditrao Rathod

ROLL NO. *

38

EMAIL ID

adityarathod7103@gmail.com

CONTACT NO.

7887334291

YEAR OF STUDY *

- ☒ I YEAR
- ☐ II YEAR
- ☐ III YEAR
- ☐ IV YEAR

GENDER *

- ☒ MALE
- ☐ FEMALE
- ☐ TRANSGENDER

1.How much of the syllabus was covered in the class? *

- ☒ 4 – 85 to 100%
- ☐ 3 – 70 to 84%
- ☐ 2 – 55 to 69%
- ☐ 1– 30 to 54%
- ☐ 0 –Below 30%

2. How well did the teachers prepare for the classes? *

- ☐ 4 –Thoroughly
- ☒ 3 – Satisfactorily
- ☐ 2 – Poorly
- ☐ 1 – Indifferently
- ☐ 0 – Won't teach at all

3. How well were the teachers able to communicate? *

- ☒ 4 – Always effective
- ☐ 3 – Sometimes effective
- ☐ 2 – Just satisfactorily
- ☐ 1 – Generally ineffective
- ☐ 0 – Very poor communication

4. The teacher's approach to teaching can best be described as *

- ☐ 4 – Excellent
- ☒ 3 – Very good
- ☐ 2 – Good
- ☐ 1 – Fair
- ☐ 0 – Poor

5. Fairness of the internal evaluation process by the teachers *

- ☒ 4 – Always fair
- ☐ 3 – Usually fair
- ☐ 2 – Sometimes unfair
- ☐ 1 – Usually unfair
- ☐ 0 – Unfair

6. Was your performance in assignments discussed with you? *

- ☐ 4 – Every time
- ☒ 3 – Usually
- ☐ 2 – Occasionally/Sometimes
- ☐ 1 – Rarely
- ☐ 0– Never

7. The institute takes active interest in promoting internship, student exchange, field visit opportunities for students. *

- ☒ 4 – Regularly
- ☐ 3 – Often
- ☐ 2 – Sometimes
- ☐ 1 – Rarely
- ☐ 0– Never

8. The teaching and mentoring process in your institution facilitates you in cognitive, social and emotional growth. *

- ☒ 4 – Significantly
- ☐ 3 – Very well
- ☐ 2 – Moderately
- ☐ 1 – Marginally
- ☐ 0– Not at all

9. The institution provides multiple opportunities to learn and grow. *

- ☒ 4 – Strongly agree
- ☐ 3 – Agree
- ☐ 2 – Neutral
- ☐ 1 – Disagree
- ☐ 0 – Strongly disagree

10. Teachers inform you about your expected competencies, course outcomes and programme outcomes. *

- ☒ 4 – Every time
- ☐ 3 – Usually
- ☐ 2 – Occasionally/Sometimes
- ☐ 1 – Rarely
- ☐ 0 – Never

11. Your mentor does a necessary follow-up with an assigned task to you. *

- ☒ 4 – Every time
- ☐ 3 – Usually
- ☐ 2 – Occasionally/Sometimes
- ☐ 1 – Rarely
- ☐ 0 – I don't have a mentor

12. The teachers illustrate the concepts through examples and applications. *

- ☒ 4 – Every time
- ☐ 3 – Usually
- ☐ 2 – Occasionally/Sometimes
- ☐ 1 – Rarely
- ☐ 0 – Never

13. The teachers identify your strengths and encourage you with providing right level of challenges. *

- ☒ 4 – Fully
- ☐ 3 – Reasonably
- ☐ 2 – Partially
- ☐ 1 – Slightly
- ☐ 0 – Unable to

14. Teachers are able to identify your weaknesses and help you to overcome them. *

- ☒ 4 – Every time
- ☐ 3 – Usually
- ☐ 2 – Occasionally/Sometimes
- ☐ 1 – Rarely
- ☐ 0 – Never

15. The institution makes effort to engage students in the monitoring, review and continuous quality improvement of the teaching learning process. *

- ☒ 4 – Strongly agree
- ☐ 3 – Agree
- ☐ 2 – Neutral
- ☐ 1 – Disagree
- ☐ 0 – Strongly disagree

16. The institute/ teachers use student centric methods, such as experiential learning, participative learning and problem solving methodologies for enhancing learning experiences. *

- ☒ 4 – To a great extent
- ☐ 3 – Moderate
- ☐ 2 – Some what
- ☐ 1 – Very little
- ☐ 0 – Not at all

17. Teachers encourage you to participate in extracurricular activities. *

- ☒ 4 – Strongly agree
- ☐ 3 – Agree
- ☐ 2 – Neutral
- ☐ 1 – Disagree
- ☐ 0 – Strongly disagree

18. Efforts are made by the institute/ teachers to inculcate soft skills, life skills and employability skills to make you ready for the world of work. *

- ☒ 4 – To a great extent
- ☐ 3 – Moderate
- ☐ 2 – Some what
- ☐ 1 – Very little
- ☐ 0 – Not at all

19. What percentage of teachers use ICT tools such as LCD projector, Multimedia, etc. while teaching. *

- ☒ 4 – Above 90%
- ☐ 3 – 70 – 89%
- ☐ 2 – 50 – 69%
- ☐ 1 – 30 – 49%
- ☐ 0 – Below 29%

20. The overall quality of teaching-learning process in your institute is very good. *

- ☒ 4 –Strongly agree
- ☐ 3 – Agree
- ☐ 2 – Neutral
- ☐ 1 – Disagree
- ☐ 0 – Strongly disagree

21. Give suggestions to improve the overall teaching – learning experience in your institution. *

.

This content is neither created nor endorsed by Google.

Google Forms

STUDENTS FEEDBACK FOR A.Y. 2019-20

SAU. SHANTADEVI VEDPRAKASH PATIL AYURVED COLLEGE AND RESEARCH INSTITUTE

NAME OF THE STUDENT *

Ankita Barge

ROLL NO. *

02

EMAIL ID

bargeankita0@gmail.com

CONTACT NO.

7756957150

YEAR OF STUDY *

- ☒ I YEAR
- ☐ II YEAR
- ☐ III YEAR
- ☐ IV YEAR

GENDER *

- ☐ MALE
- ☒ FEMALE
- ☐ TRANSGENDER

1.How much of the syllabus was covered in the class? *

- ☒ 4 – 85 to 100%
- ☐ 3 – 70 to 84%
- ☐ 2 – 55 to 69%
- ☐ 1– 30 to 54%
- ☐ 0 –Below 30%

2. How well did the teachers prepare for the classes? *

- ☒ 4 –Thoroughly
- ☐ 3 – Satisfactorily
- ☐ 2 – Poorly
- ☐ 1 – Indifferently
- ☐ 0 – Won't teach at all

3. How well were the teachers able to communicate? *

- ☒ 4 – Always effective
- ☐ 3 – Sometimes effective
- ☐ 2 – Just satisfactorily
- ☐ 1 – Generally ineffective
- ☐ 0 – Very poor communication

4. The teacher's approach to teaching can best be described as *

- ☒ 4 – Excellent
- ☐ 3 – Very good
- ☐ 2 – Good
- ☐ 1 – Fair
- ☐ 0 – Poor

5. Fairness of the internal evaluation process by the teachers *

- ☒ 4 – Always fair
- ☐ 3 – Usually fair
- ☐ 2 – Sometimes unfair
- ☐ 1 – Usually unfair
- ☐ 0 – Unfair

6. Was your performance in assignments discussed with you? *

- ☒ 4 – Every time
- ☐ 3 – Usually
- ☐ 2 – Occasionally/Sometimes
- ☐ 1 – Rarely
- ☐ 0– Never

7. The institute takes active interest in promoting internship, student exchange, field visit opportunities for students. *

- ☒ 4 – Regularly
- ☐ 3 – Often
- ☐ 2 – Sometimes
- ☐ 1 – Rarely
- ☐ 0– Never

8. The teaching and mentoring process in your institution facilitates you in cognitive, social and emotional growth. *

- ☒ 4 – Significantly
- ☐ 3 – Very well
- ☐ 2 – Moderately
- ☐ 1 – Marginally
- ☐ 0– Not at all

9. The institution provides multiple opportunities to learn and grow. *

- ☒ 4 – Strongly agree
- ☐ 3 – Agree
- ☐ 2 – Neutral
- ☐ 1 – Disagree
- ☐ 0 – Strongly disagree

10. Teachers inform you about your expected competencies, course outcomes and programme outcomes. *

- ☒ 4 – Every time
- ☐ 3 – Usually
- ☐ 2 – Occasionally/Sometimes
- ☐ 1 – Rarely
- ☐ 0 – Never

11. Your mentor does a necessary follow-up with an assigned task to you. *

- ☒ 4 – Every time
- ☐ 3 – Usually
- ☐ 2 – Occasionally/Sometimes
- ☐ 1 – Rarely
- ☐ 0 – I don't have a mentor

12. The teachers illustrate the concepts through examples and applications. *

- ☒ 4 – Every time
- ☐ 3 – Usually
- ☐ 2 – Occasionally/Sometimes
- ☐ 1 – Rarely
- ☐ 0 – Never

13. The teachers identify your strengths and encourage you with providing right level of challenges. *

- ☒ 4 – Fully
- ☐ 3 – Reasonably
- ☐ 2 – Partially
- ☐ 1 – Slightly
- ☐ 0 – Unable to

14. Teachers are able to identify your weaknesses and help you to overcome them. *

- ☒ 4 – Every time
- ☐ 3 – Usually
- ☐ 2 – Occasionally/Sometimes
- ☐ 1 – Rarely
- ☐ 0 – Never

15. The institution makes effort to engage students in the monitoring, review and continuous quality improvement of the teaching learning process. *

- ☒ 4 – Strongly agree
- ☐ 3 – Agree
- ☐ 2 – Neutral
- ☐ 1 – Disagree
- ☐ 0 – Strongly disagree

16. The institute/ teachers use student centric methods, such as experiential learning, participative learning and problem solving methodologies for enhancing learning experiences. *

- ☒ 4 – To a great extent
- ☐ 3 – Moderate
- ☐ 2 – Some what
- ☐ 1 – Very little
- ☐ 0 – Not at all

17. Teachers encourage you to participate in extracurricular activities. *

- ☒ 4 – Strongly agree
- ☐ 3 – Agree
- ☐ 2 – Neutral
- ☐ 1 – Disagree
- ☐ 0 – Strongly disagree

18. Efforts are made by the institute/ teachers to inculcate soft skills, life skills and employability skills to make you ready for the world of work. *

- ☒ 4 – To a great extent
- ☐ 3 – Moderate
- ☐ 2 – Some what
- ☐ 1 – Very little
- ☐ 0 – Not at all

19. What percentage of teachers use ICT tools such as LCD projector, Multimedia, etc. while teaching. *

- ☒ 4 – Above 90%
- ☐ 3 – 70 – 89%
- ☐ 2 – 50 – 69%
- ☐ 1 – 30 – 49%
- ☐ 0 – Below 29%

20. The overall quality of teaching-learning process in your institute is very good. *

- ☒ 4 –Strongly agree
- ☐ 3 – Agree
- ☐ 2 – Neutral
- ☐ 1 – Disagree
- ☐ 0 – Strongly disagree

21. Give suggestions to improve the overall teaching – learning experience in your institution. *

They are excellent

This content is neither created nor endorsed by Google.

Google Forms

STUDENTS FEEDBACK FOR A.Y. 2019-20

SAU. SHANTADEVI VEDPRAKASH PATIL AYURVED COLLEGE AND RESEARCH INSTITUTE

NAME OF THE STUDENT *

Vaijnath keshav ghule

ROLL NO. *

11

EMAIL ID

vaijnathghule0007@gmail.com

CONTACT NO.

7767979099

YEAR OF STUDY *

- ☒ I YEAR
- ☐ II YEAR
- ☐ III YEAR
- ☐ IV YEAR

GENDER *

- ☒ MALE
- ☐ FEMALE
- ☐ TRANSGENDER

1.How much of the syllabus was covered in the class? *

- ☒ 4 – 85 to 100%
- ☐ 3 – 70 to 84%
- ☐ 2 – 55 to 69%
- ☐ 1– 30 to 54%
- ☐ 0 –Below 30%

2. How well did the teachers prepare for the classes? *

- ☒ 4 –Thoroughly
- ☐ 3 – Satisfactorily
- ☐ 2 – Poorly
- ☐ 1 – Indifferently
- ☐ 0 – Won't teach at all

3. How well were the teachers able to communicate? *

- ☒ 4 – Always effective
- ☐ 3 – Sometimes effective
- ☐ 2 – Just satisfactorily
- ☐ 1 – Generally ineffective
- ☐ 0 – Very poor communication

4. The teacher's approach to teaching can best be described as *

- ☒ 4 – Excellent
- ☐ 3 – Very good
- ☐ 2 – Good
- ☐ 1 – Fair
- ☐ 0 – Poor

5. Fairness of the internal evaluation process by the teachers *

- ☒ 4 – Always fair
- ☐ 3 – Usually fair
- ☐ 2 – Sometimes unfair
- ☐ 1 – Usually unfair
- ☐ 0 – Unfair

6. Was your performance in assignments discussed with you? *

- ☒ 4 – Every time
- ☐ 3 – Usually
- ☐ 2 – Occasionally/Sometimes
- ☐ 1 – Rarely
- ☐ 0– Never

7. The institute takes active interest in promoting internship, student exchange, field visit opportunities for students. *

- ☒ 4 – Regularly
- ☐ 3 – Often
- ☐ 2 – Sometimes
- ☐ 1 – Rarely
- ☐ 0– Never

8. The teaching and mentoring process in your institution facilitates you in cognitive, social and emotional growth. *

- ☐ 4 – Significantly
- ☒ 3 – Very well
- ☐ 2 – Moderately
- ☐ 1 – Marginally
- ☐ 0– Not at all

9. The institution provides multiple opportunities to learn and grow. *

- ☒ 4 – Strongly agree
- ☐ 3 – Agree
- ☐ 2 – Neutral
- ☐ 1 – Disagree
- ☐ 0 – Strongly disagree

10. Teachers inform you about your expected competencies, course outcomes and programme outcomes. *

- ☒ 4 – Every time
- ☐ 3 – Usually
- ☐ 2 – Occasionally/Sometimes
- ☐ 1 – Rarely
- ☐ 0 – Never

11. Your mentor does a necessary follow-up with an assigned task to you. *

- ☒ 4 – Every time
- ☐ 3 – Usually
- ☐ 2 – Occasionally/Sometimes
- ☐ 1 – Rarely
- ☐ 0 – I don't have a mentor

12. The teachers illustrate the concepts through examples and applications. *

- ☒ 4 – Every time
- ☐ 3 – Usually
- ☐ 2 – Occasionally/Sometimes
- ☐ 1 – Rarely
- ☐ 0 – Never

13. The teachers identify your strengths and encourage you with providing right level of challenges. *

- ☒ 4 – Fully
- ☐ 3 – Reasonably
- ☐ 2 – Partially
- ☐ 1 – Slightly
- ☐ 0 – Unable to

14. Teachers are able to identify your weaknesses and help you to overcome them. *

- ☒ 4 – Every time
- ☐ 3 – Usually
- ☐ 2 – Occasionally/Sometimes
- ☐ 1 – Rarely
- ☐ 0 – Never

15. The institution makes effort to engage students in the monitoring, review and continuous quality improvement of the teaching learning process. *

- ☒ 4 – Strongly agree
- ☐ 3 – Agree
- ☐ 2 – Neutral
- ☐ 1 – Disagree
- ☐ 0 – Strongly disagree

16. The institute/ teachers use student centric methods, such as experiential learning, participative learning and problem solving methodologies for enhancing learning experiences. *

- ☒ 4 – To a great extent
- ☐ 3 – Moderate
- ☐ 2 – Some what
- ☐ 1 – Very little
- ☐ 0 – Not at all

17. Teachers encourage you to participate in extracurricular activities. *

- ☒ 4 – Strongly agree
- ☐ 3 – Agree
- ☐ 2 – Neutral
- ☐ 1 – Disagree
- ☐ 0 – Strongly disagree

18. Efforts are made by the institute/ teachers to inculcate soft skills, life skills and employability skills to make you ready for the world of work. *

- ☒ 4 – To a great extent
- ☐ 3 – Moderate
- ☐ 2 – Some what
- ☐ 1 – Very little
- ☐ 0 – Not at all

19. What percentage of teachers use ICT tools such as LCD projector, Multimedia, etc. while teaching. *

- ☒ 4 – Above 90%
- ☐ 3 – 70 – 89%
- ☐ 2 – 50 – 69%
- ☐ 1 – 30 – 49%
- ☐ 0 – Below 29%

20. The overall quality of teaching-learning process in your institute is very good. *

- ☒ 4 –Strongly agree
- ☐ 3 – Agree
- ☐ 2 – Neutral
- ☐ 1 – Disagree
- ☐ 0 – Strongly disagree

21. Give suggestions to improve the overall teaching – learning experience in your institution. *

Give practical knowledge based education

This content is neither created nor endorsed by Google.

Google Forms

STUDENTS FEEDBACK FOR A.Y. 2019-20

SAU. SHANTADEVI VEDPRAKASH PATIL AYURVED COLLEGE AND RESEARCH INSTITUTE

NAME OF THE STUDENT *

Syed Abu sufiyan

ROLL NO. *

44

EMAIL ID

abusufiyansyed1@gmail.com

CONTACT NO.

9607079717

YEAR OF STUDY *

- ☒ I YEAR
- ☐ II YEAR
- ☐ III YEAR
- ☐ IV YEAR

GENDER *

- ☒ MALE
- ☐ FEMALE
- ☐ TRANSGENDER

1.How much of the syllabus was covered in the class? *

- ☒ 4 – 85 to 100%
- ☐ 3 – 70 to 84%
- ☐ 2 – 55 to 69%
- ☐ 1– 30 to 54%
- ☐ 0 –Below 30%

2. How well did the teachers prepare for the classes? *

- ☒ 4 –Thoroughly
- ☐ 3 – Satisfactorily
- ☐ 2 – Poorly
- ☐ 1 – Indifferently
- ☐ 0 – Won't teach at all

3. How well were the teachers able to communicate? *

- ☒ 4 – Always effective
- ☐ 3 – Sometimes effective
- ☐ 2 – Just satisfactorily
- ☐ 1 – Generally ineffective
- ☐ 0 – Very poor communication

4. The teacher's approach to teaching can best be described as *

- ☒ 4 – Excellent
- ☐ 3 – Very good
- ☐ 2 – Good
- ☐ 1 – Fair
- ☐ 0 – Poor

5. Fairness of the internal evaluation process by the teachers *

- ☒ 4 – Always fair
- ☐ 3 – Usually fair
- ☐ 2 – Sometimes unfair
- ☐ 1 – Usually unfair
- ☐ 0 – Unfair

6. Was your performance in assignments discussed with you? *

- ☒ 4 – Every time
- ☐ 3 – Usually
- ☐ 2 – Occasionally/Sometimes
- ☐ 1 – Rarely
- ☐ 0– Never

7. The institute takes active interest in promoting internship, student exchange, field visit opportunities for students. *

- ☒ 4 – Regularly
- ☐ 3 – Often
- ☐ 2 – Sometimes
- ☐ 1 – Rarely
- ☐ 0– Never

8. The teaching and mentoring process in your institution facilitates you in cognitive, social and emotional growth. *

- ☒ 4 – Significantly
- ☐ 3 – Very well
- ☐ 2 – Moderately
- ☐ 1 – Marginally
- ☐ 0– Not at all

9. The institution provides multiple opportunities to learn and grow. *

- ☒ 4 – Strongly agree
- ☐ 3 – Agree
- ☐ 2 – Neutral
- ☐ 1 – Disagree
- ☐ 0 – Strongly disagree

10. Teachers inform you about your expected competencies, course outcomes and programme outcomes. *

- ☒ 4 – Every time
- ☐ 3 – Usually
- ☐ 2 – Occasionally/Sometimes
- ☐ 1 – Rarely
- ☐ 0 – Never

11. Your mentor does a necessary follow-up with an assigned task to you. *

- ☒ 4 – Every time
- ☐ 3 – Usually
- ☐ 2 – Occasionally/Sometimes
- ☐ 1 – Rarely
- ☐ 0 – I don't have a mentor

12. The teachers illustrate the concepts through examples and applications. *

- ☒ 4 – Every time
- ☐ 3 – Usually
- ☐ 2 – Occasionally/Sometimes
- ☐ 1 – Rarely
- ☐ 0 – Never

13. The teachers identify your strengths and encourage you with providing right level of challenges. *

- ☒ 4 – Fully
- ☐ 3 – Reasonably
- ☐ 2 – Partially
- ☐ 1 – Slightly
- ☐ 0 – Unable to

14. Teachers are able to identify your weaknesses and help you to overcome them. *

- ☒ 4 – Every time
- ☐ 3 – Usually
- ☐ 2 – Occasionally/Sometimes
- ☐ 1 – Rarely
- ☐ 0 – Never

15. The institution makes effort to engage students in the monitoring, review and continuous quality improvement of the teaching learning process. *

- ☒ 4 – Strongly agree
- ☐ 3 – Agree
- ☐ 2 – Neutral
- ☐ 1 – Disagree
- ☐ 0 – Strongly disagree

16. The institute/ teachers use student centric methods, such as experiential learning, participative learning and problem solving methodologies for enhancing learning experiences. *

- ☒ 4 – To a great extent
- ☐ 3 – Moderate
- ☐ 2 – Some what
- ☐ 1 – Very little
- ☐ 0 – Not at all

17. Teachers encourage you to participate in extracurricular activities. *

- ☒ 4 – Strongly agree
- ☐ 3 – Agree
- ☐ 2 – Neutral
- ☐ 1 – Disagree
- ☐ 0 – Strongly disagree

18. Efforts are made by the institute/ teachers to inculcate soft skills, life skills and employability skills to make you ready for the world of work. *

- ☒ 4 – To a great extent
- ☐ 3 – Moderate
- ☐ 2 – Some what
- ☐ 1 – Very little
- ☐ 0 – Not at all

19. What percentage of teachers use ICT tools such as LCD projector, Multimedia, etc. while teaching. *

- ☒ 4 – Above 90%
- ☐ 3 – 70 – 89%
- ☐ 2 – 50 – 69%
- ☐ 1 – 30 – 49%
- ☐ 0 – Below 29%

20. The overall quality of teaching-learning process in your institute is very good. *

- ☒ 4 –Strongly agree
- ☐ 3 – Agree
- ☐ 2 – Neutral
- ☐ 1 – Disagree
- ☐ 0 – Strongly disagree

21. Give suggestions to improve the overall teaching – learning experience in your institution. *

Nothing specific

This content is neither created nor endorsed by Google.

Google Forms

STUDENTS FEEDBACK FOR A.Y. 2019-20

SAU. SHANTADEVI VEDPRAKASH PATIL AYURVED COLLEGE AND RESEARCH INSTITUTE

NAME OF THE STUDENT *

Akash Ramkrishna More

ROLL NO. *

28

EMAIL ID

aakashmore029@gmail.com

CONTACT NO.

7057035392

YEAR OF STUDY *

- ☒ I YEAR
- ☐ II YEAR
- ☐ III YEAR
- ☐ IV YEAR

GENDER *

- ☒ MALE
- ☐ FEMALE
- ☐ TRANSGENDER

1.How much of the syllabus was covered in the class? *

- ☒ 4 – 85 to 100%
- ☐ 3 – 70 to 84%
- ☐ 2 – 55 to 69%
- ☐ 1– 30 to 54%
- ☐ 0 –Below 30%

2. How well did the teachers prepare for the classes? *

- ☐ 4 –Thoroughly
- ☒ 3 – Satisfactorily
- ☐ 2 – Poorly
- ☐ 1 – Indifferently
- ☐ 0 – Won't teach at all

3. How well were the teachers able to communicate? *

- ☐ 4 – Always effective
- ☐ 3 – Sometimes effective
- ☒ 2 – Just satisfactorily
- ☐ 1 – Generally ineffective
- ☐ 0 – Very poor communication

4. The teacher's approach to teaching can best be described as *

- ☐ 4 – Excellent
- ☐ 3 – Very good
- ☒ 2 – Good
- ☐ 1 – Fair
- ☐ 0 – Poor

5. Fairness of the internal evaluation process by the teachers *

- ☐ 4 – Always fair
- ☒ 3 – Usually fair
- ☐ 2 – Sometimes unfair
- ☐ 1 – Usually unfair
- ☐ 0 – Unfair

6. Was your performance in assignments discussed with you? *

- ☐ 4 – Every time
- ☒ 3 – Usually
- ☐ 2 – Occasionally/Sometimes
- ☐ 1 – Rarely
- ☐ 0– Never

7. The institute takes active interest in promoting internship, student exchange, field visit opportunities for students. *

- ☐ 4 – Regularly
- ☐ 3 – Often
- ☒ 2 – Sometimes
- ☐ 1 – Rarely
- ☐ 0– Never

8. The teaching and mentoring process in your institution facilitates you in cognitive, social and emotional growth. *

- ☐ 4 – Significantly
- ☒ 3 – Very well
- ☐ 2 – Moderately
- ☐ 1 – Marginally
- ☐ 0– Not at all

9. The institution provides multiple opportunities to learn and grow. *

- ☐ 4 – Strongly agree
- ☐ 3 – Agree
- ☒ 2 – Neutral
- ☐ 1 – Disagree
- ☐ 0 – Strongly disagree

10. Teachers inform you about your expected competencies, course outcomes and programme outcomes. *

- ☐ 4 – Every time
- ☒ 3 – Usually
- ☐ 2 – Occasionally/Sometimes
- ☐ 1 – Rarely
- ☐ 0 – Never

11. Your mentor does a necessary follow-up with an assigned task to you. *

- ☐ 4 – Every time
- ☒ 3 – Usually
- ☐ 2 – Occasionally/Sometimes
- ☐ 1 – Rarely
- ☐ 0 – I don't have a mentor

12. The teachers illustrate the concepts through examples and applications. *

- ☐ 4 – Every time
- ☒ 3 – Usually
- ☐ 2 – Occasionally/Sometimes
- ☐ 1 – Rarely
- ☐ 0 – Never

13. The teachers identify your strengths and encourage you with providing right level of challenges. *

- ☐ 4 – Fully
- ☒ 3 – Reasonably
- ☐ 2 – Partially
- ☐ 1 – Slightly
- ☐ 0 – Unable to

14. Teachers are able to identify your weaknesses and help you to overcome them. *

- ☐ 4 – Every time
- ☒ 3 – Usually
- ☐ 2 – Occasionally/Sometimes
- ☐ 1 – Rarely
- ☐ 0 – Never

15. The institution makes effort to engage students in the monitoring, review and continuous quality improvement of the teaching learning process. *

- ☒ 4 – Strongly agree
- ☐ 3 – Agree
- ☐ 2 – Neutral
- ☐ 1 – Disagree
- ☐ 0 – Strongly disagree

16. The institute/ teachers use student centric methods, such as experiential learning, participative learning and problem solving methodologies for enhancing learning experiences. *

- ☐ 4 – To a great extent
- ☒ 3 – Moderate
- ☐ 2 – Some what
- ☐ 1 – Very little
- ☐ 0 – Not at all

17. Teachers encourage you to participate in extracurricular activities. *

- ☒ 4 – Strongly agree
- ☐ 3 – Agree
- ☐ 2 – Neutral
- ☐ 1 – Disagree
- ☐ 0 – Strongly disagree

18. Efforts are made by the institute/ teachers to inculcate soft skills, life skills and employability skills to make you ready for the world of work. *

- ☐ 4 – To a great extent
- ☒ 3 – Moderate
- ☐ 2 – Some what
- ☐ 1 – Very little
- ☐ 0 – Not at all

19. What percentage of teachers use ICT tools such as LCD projector, Multimedia, etc. while teaching. *

- ☐ 4 – Above 90%
- ☒ 3 – 70 – 89%
- ☐ 2 – 50 – 69%
- ☐ 1 – 30 – 49%
- ☐ 0 – Below 29%

20. The overall quality of teaching-learning process in your institute is very good. *

- ☐ 4 –Strongly agree
- ☒ 3 – Agree
- ☐ 2 – Neutral
- ☐ 1 – Disagree
- ☐ 0 – Strongly disagree

21. Give suggestions to improve the overall teaching – learning experience in your institution. *

Good

This content is neither created nor endorsed by Google.

Google Forms

STUDENTS FEEDBACK FOR A.Y. 2019-20

SAU. SHANTADEVI VEDPRAKASH PATIL AYURVED COLLEGE AND RESEARCH INSTITUTE

NAME OF THE STUDENT *

Satish shankarrao pimpale

ROLL NO. *

36

EMAIL ID

Satishpimpale2504@gmail.com

CONTACT NO.

7057887459

YEAR OF STUDY *

- ☒ I YEAR
- ☐ II YEAR
- ☐ III YEAR
- ☐ IV YEAR

GENDER *

- ☒ MALE
- ☐ FEMALE
- ☐ TRANSGENDER

1.How much of the syllabus was covered in the class? *

- ☐ 4 – 85 to 100%
- ☒ 3 – 70 to 84%
- ☐ 2 – 55 to 69%
- ☐ 1– 30 to 54%
- ☐ 0 –Below 30%

2. How well did the teachers prepare for the classes? *

- ☐ 4 –Thoroughly
- ☒ 3 – Satisfactorily
- ☐ 2 – Poorly
- ☐ 1 – Indifferently
- ☐ 0 – Won't teach at all

3. How well were the teachers able to communicate? *

- ☐ 4 – Always effective
- ☒ 3 – Sometimes effective
- ☐ 2 – Just satisfactorily
- ☐ 1 – Generally ineffective
- ☐ 0 – Very poor communication

4. The teacher's approach to teaching can best be described as *

- ☐ 4 – Excellent
- ☐ 3 – Very good
- ☒ 2 – Good
- ☐ 1 – Fair
- ☐ 0 – Poor

5. Fairness of the internal evaluation process by the teachers *

- ☐ 4 – Always fair
- ☒ 3 – Usually fair
- ☐ 2 – Sometimes unfair
- ☐ 1 – Usually unfair
- ☐ 0 – Unfair

6. Was your performance in assignments discussed with you? *

- ☒ 4 – Every time
- ☐ 3 – Usually
- ☐ 2 – Occasionally/Sometimes
- ☐ 1 – Rarely
- ☐ 0– Never

7. The institute takes active interest in promoting internship, student exchange, field visit opportunities for students. *

- ☐ 4 – Regularly
- ☒ 3 – Often
- ☐ 2 – Sometimes
- ☐ 1 – Rarely
- ☐ 0– Never

8. The teaching and mentoring process in your institution facilitates you in cognitive, social and emotional growth. *

- ☒ 4 – Significantly
- ☐ 3 – Very well
- ☐ 2 – Moderately
- ☐ 1 – Marginally
- ☐ 0– Not at all

9. The institution provides multiple opportunities to learn and grow. *

- ☐ 4 – Strongly agree
- ☒ 3 – Agree
- ☐ 2 – Neutral
- ☐ 1 – Disagree
- ☐ 0 – Strongly disagree

10. Teachers inform you about your expected competencies, course outcomes and programme outcomes. *

- ☐ 4 – Every time
- ☒ 3 – Usually
- ☐ 2 – Occasionally/Sometimes
- ☐ 1 – Rarely
- ☐ 0 – Never

11. Your mentor does a necessary follow-up with an assigned task to you. *

- ☐ 4 – Every time
- ☒ 3 – Usually
- ☐ 2 – Occasionally/Sometimes
- ☐ 1 – Rarely
- ☐ 0 – I don't have a mentor

12. The teachers illustrate the concepts through examples and applications. *

- ☐ 4 – Every time
- ☒ 3 – Usually
- ☐ 2 – Occasionally/Sometimes
- ☐ 1 – Rarely
- ☐ 0 – Never

13. The teachers identify your strengths and encourage you with providing right level of challenges. *

- ☐ 4 – Fully
- ☒ 3 – Reasonably
- ☐ 2 – Partially
- ☐ 1 – Slightly
- ☐ 0 – Unable to

14. Teachers are able to identify your weaknesses and help you to overcome them. *

- ☐ 4 – Every time
- ☒ 3 – Usually
- ☐ 2 – Occasionally/Sometimes
- ☐ 1 – Rarely
- ☐ 0 – Never

15. The institution makes effort to engage students in the monitoring, review and continuous quality improvement of the teaching learning process. *

- ☐ 4 – Strongly agree
- ☒ 3 – Agree
- ☐ 2 – Neutral
- ☐ 1 – Disagree
- ☐ 0 – Strongly disagree

16. The institute/ teachers use student centric methods, such as experiential learning, participative learning and problem solving methodologies for enhancing learning experiences. *

- ☐ 4 – To a great extent
- ☒ 3 – Moderate
- ☐ 2 – Some what
- ☐ 1 – Very little
- ☐ 0 – Not at all

17. Teachers encourage you to participate in extracurricular activities. *

- ☐ 4 – Strongly agree
- ☒ 3 – Agree
- ☐ 2 – Neutral
- ☐ 1 – Disagree
- ☐ 0 – Strongly disagree

18. Efforts are made by the institute/ teachers to inculcate soft skills, life skills and employability skills to make you ready for the world of work. *

- ☐ 4 – To a great extent
- ☒ 3 – Moderate
- ☐ 2 – Some what
- ☐ 1 – Very little
- ☐ 0 – Not at all

19. What percentage of teachers use ICT tools such as LCD projector, Multimedia, etc. while teaching. *

- ☐ 4 – Above 90%
- ☒ 3 – 70 – 89%
- ☐ 2 – 50 – 69%
- ☐ 1 – 30 – 49%
- ☐ 0 – Below 29%

20. The overall quality of teaching-learning process in your institute is very good. *

- ☐ 4 –Strongly agree
- ☒ 3 – Agree
- ☐ 2 – Neutral
- ☐ 1 – Disagree
- ☐ 0 – Strongly disagree

21. Give suggestions to improve the overall teaching – learning experience in your institution. *

..

No

This content is neither created nor endorsed by Google.

Google Forms

STUDENTS FEEDBACK FOR A.Y. 2019-20

SAU. SHANTADEVI VEDPRAKASH PATIL AYURVED COLLEGE AND RESEARCH INSTITUTE

NAME OF THE STUDENT *

Najmul masira Abdul muqet

ROLL NO. *

29

EMAIL ID

masira628@gmail.com

CONTACT NO.

9359584047

YEAR OF STUDY *

- ☒ I YEAR
- ☐ II YEAR
- ☐ III YEAR
- ☐ IV YEAR

GENDER *

- ☐ MALE
- ☒ FEMALE
- ☐ TRANSGENDER

1.How much of the syllabus was covered in the class? *

- ☐ 4 – 85 to 100%
- ☒ 3 – 70 to 84%
- ☐ 2 – 55 to 69%
- ☐ 1– 30 to 54%
- ☐ 0 –Below 30%

2. How well did the teachers prepare for the classes? *

- ☐ 4 –Thoroughly
- ☒ 3 – Satisfactorily
- ☐ 2 – Poorly
- ☐ 1 – Indifferently
- ☐ 0 – Won't teach at all

3. How well were the teachers able to communicate? *

- ☒ 4 – Always effective
- ☐ 3 – Sometimes effective
- ☐ 2 – Just satisfactorily
- ☐ 1 – Generally ineffective
- ☐ 0 – Very poor communication

4. The teacher's approach to teaching can best be described as *

- ☒ 4 – Excellent
- ☐ 3 – Very good
- ☐ 2 – Good
- ☐ 1 – Fair
- ☐ 0 – Poor

5. Fairness of the internal evaluation process by the teachers *

- ☒ 4 – Always fair
- ☐ 3 – Usually fair
- ☐ 2 – Sometimes unfair
- ☐ 1 – Usually unfair
- ☐ 0 – Unfair

6. Was your performance in assignments discussed with you? *

- ☒ 4 – Every time
- ☐ 3 – Usually
- ☐ 2 – Occasionally/Sometimes
- ☐ 1 – Rarely
- ☐ 0– Never

7. The institute takes active interest in promoting internship, student exchange, field visit opportunities for students. *

- ☒ 4 – Regularly
- ☐ 3 – Often
- ☐ 2 – Sometimes
- ☐ 1 – Rarely
- ☐ 0– Never

8. The teaching and mentoring process in your institution facilitates you in cognitive, social and emotional growth. *

- ☒ 4 – Significantly
- ☐ 3 – Very well
- ☐ 2 – Moderately
- ☐ 1 – Marginally
- ☐ 0– Not at all

9. The institution provides multiple opportunities to learn and grow. *

- ☒ 4 – Strongly agree
- ☐ 3 – Agree
- ☐ 2 – Neutral
- ☐ 1 – Disagree
- ☐ 0 – Strongly disagree

10. Teachers inform you about your expected competencies, course outcomes and programme outcomes. *

- ☒ 4 – Every time
- ☐ 3 – Usually
- ☐ 2 – Occasionally/Sometimes
- ☐ 1 – Rarely
- ☐ 0 – Never

11. Your mentor does a necessary follow-up with an assigned task to you. *

- ☒ 4 – Every time
- ☐ 3 – Usually
- ☐ 2 – Occasionally/Sometimes
- ☐ 1 – Rarely
- ☐ 0 – I don't have a mentor

12. The teachers illustrate the concepts through examples and applications. *

- ☒ 4 – Every time
- ☐ 3 – Usually
- ☐ 2 – Occasionally/Sometimes
- ☐ 1 – Rarely
- ☐ 0 – Never

13. The teachers identify your strengths and encourage you with providing right level of challenges. *

- ☐ 4 – Fully
- ☒ 3 – Reasonably
- ☐ 2 – Partially
- ☐ 1 – Slightly
- ☐ 0 – Unable to

14. Teachers are able to identify your weaknesses and help you to overcome them. *

- ☒ 4 – Every time
- ☐ 3 – Usually
- ☐ 2 – Occasionally/Sometimes
- ☐ 1 – Rarely
- ☐ 0 – Never

15. The institution makes effort to engage students in the monitoring, review and continuous quality improvement of the teaching learning process. *

- ☒ 4 – Strongly agree
- ☐ 3 – Agree
- ☐ 2 – Neutral
- ☐ 1 – Disagree
- ☐ 0 – Strongly disagree

16. The institute/ teachers use student centric methods, such as experiential learning, participative learning and problem solving methodologies for enhancing learning experiences. *

- ☐ 4 – To a great extent
- ☒ 3 – Moderate
- ☐ 2 – Some what
- ☐ 1 – Very little
- ☐ 0 – Not at all

17. Teachers encourage you to participate in extracurricular activities. *

- ☐ 4 – Strongly agree
- ☒ 3 – Agree
- ☐ 2 – Neutral
- ☐ 1 – Disagree
- ☐ 0 – Strongly disagree

18. Efforts are made by the institute/ teachers to inculcate soft skills, life skills and employability skills to make you ready for the world of work. *

- ☒ 4 – To a great extent
- ☐ 3 – Moderate
- ☐ 2 – Some what
- ☐ 1 – Very little
- ☐ 0 – Not at all

19. What percentage of teachers use ICT tools such as LCD projector, Multimedia, etc. while teaching. *

- ☐ 4 – Above 90%
- ☒ 3 – 70 – 89%
- ☐ 2 – 50 – 69%
- ☐ 1 – 30 – 49%
- ☐ 0 – Below 29%

20. The overall quality of teaching-learning process in your institute is very good. *

- ☐ 4 –Strongly agree
- ☒ 3 – Agree
- ☐ 2 – Neutral
- ☐ 1 – Disagree
- ☐ 0 – Strongly disagree

21. Give suggestions to improve the overall teaching – learning experience in your institution. *

Provide good teaching staff

This content is neither created nor endorsed by Google.

Google Forms

STUDENTS FEEDBACK FOR A.Y. 2019-20

SAU. SHANTADEVI VEDPRAKASH PATIL AYURVED COLLEGE AND RESEARCH INSTITUTE

NAME OF THE STUDENT *

Pathan safura javeed khan

ROLL NO. *

32

EMAIL ID

khansafura272@gmail .com

CONTACT NO.

9422003000

YEAR OF STUDY *

- ☒ I YEAR
- ☐ II YEAR
- ☐ III YEAR
- ☐ IV YEAR

GENDER *

- ☐ MALE
- ☒ FEMALE
- ☐ TRANSGENDER

1.How much of the syllabus was covered in the class? *

- ☐ 4 – 85 to 100%
- ☒ 3 – 70 to 84%
- ☐ 2 – 55 to 69%
- ☐ 1– 30 to 54%
- ☐ 0 –Below 30%

2. How well did the teachers prepare for the classes? *

- ☒ 4 –Thoroughly
- ☐ 3 – Satisfactorily
- ☐ 2 – Poorly
- ☐ 1 – Indifferently
- ☐ 0 – Won't teach at all

3. How well were the teachers able to communicate? *

- ☒ 4 – Always effective
- ☐ 3 – Sometimes effective
- ☐ 2 – Just satisfactorily
- ☐ 1 – Generally ineffective
- ☐ 0 – Very poor communication

4. The teacher's approach to teaching can best be described as *

- ☐ 4 – Excellent
- ☒ 3 – Very good
- ☐ 2 – Good
- ☐ 1 – Fair
- ☐ 0 – Poor

5. Fairness of the internal evaluation process by the teachers *

- ☒ 4 – Always fair
- ☐ 3 – Usually fair
- ☐ 2 – Sometimes unfair
- ☐ 1 – Usually unfair
- ☐ 0 – Unfair

6. Was your performance in assignments discussed with you? *

- ☒ 4 – Every time
- ☐ 3 – Usually
- ☐ 2 – Occasionally/Sometimes
- ☐ 1 – Rarely
- ☐ 0– Never

7. The institute takes active interest in promoting internship, student exchange, field visit opportunities for students. *

- ☒ 4 – Regularly
- ☐ 3 – Often
- ☐ 2 – Sometimes
- ☐ 1 – Rarely
- ☐ 0– Never

8. The teaching and mentoring process in your institution facilitates you in cognitive, social and emotional growth. *

- ☐ 4 – Significantly
- ☒ 3 – Very well
- ☐ 2 – Moderately
- ☐ 1 – Marginally
- ☐ 0– Not at all

9. The institution provides multiple opportunities to learn and grow. *

- ☐ 4 – Strongly agree
- ☒ 3 – Agree
- ☐ 2 – Neutral
- ☐ 1 – Disagree
- ☐ 0 – Strongly disagree

10. Teachers inform you about your expected competencies, course outcomes and programme outcomes. *

- ☒ 4 – Every time
- ☐ 3 – Usually
- ☐ 2 – Occasionally/Sometimes
- ☐ 1 – Rarely
- ☐ 0 – Never

11. Your mentor does a necessary follow-up with an assigned task to you. *

- ☒ 4 – Every time
- ☐ 3 – Usually
- ☐ 2 – Occasionally/Sometimes
- ☐ 1 – Rarely
- ☐ 0 – I don't have a mentor

12. The teachers illustrate the concepts through examples and applications. *

- ☒ 4 – Every time
- ☐ 3 – Usually
- ☐ 2 – Occasionally/Sometimes
- ☐ 1 – Rarely
- ☐ 0 – Never

13. The teachers identify your strengths and encourage you with providing right level of challenges. *

- ☒ 4 – Fully
- ☐ 3 – Reasonably
- ☐ 2 – Partially
- ☐ 1 – Slightly
- ☐ 0 – Unable to

14. Teachers are able to identify your weaknesses and help you to overcome them. *

- ☒ 4 – Every time
- ☐ 3 – Usually
- ☐ 2 – Occasionally/Sometimes
- ☐ 1 – Rarely
- ☐ 0 – Never

15. The institution makes effort to engage students in the monitoring, review and continuous quality improvement of the teaching learning process. *

- ☐ 4 – Strongly agree
- ☒ 3 – Agree
- ☐ 2 – Neutral
- ☐ 1 – Disagree
- ☐ 0 – Strongly disagree

16. The institute/ teachers use student centric methods, such as experiential learning, participative learning and problem solving methodologies for enhancing learning experiences. *

- ☐ 4 – To a great extent
- ☒ 3 – Moderate
- ☐ 2 – Some what
- ☐ 1 – Very little
- ☐ 0 – Not at all

17. Teachers encourage you to participate in extracurricular activities. *

- ☐ 4 – Strongly agree
- ☒ 3 – Agree
- ☐ 2 – Neutral
- ☐ 1 – Disagree
- ☐ 0 – Strongly disagree

18. Efforts are made by the institute/ teachers to inculcate soft skills, life skills and employability skills to make you ready for the world of work. *

- ☐ 4 – To a great extent
- ☒ 3 – Moderate
- ☐ 2 – Some what
- ☐ 1 – Very little
- ☐ 0 – Not at all

19. What percentage of teachers use ICT tools such as LCD projector, Multimedia, etc. while teaching. *

- ☐ 4 – Above 90%
- ☒ 3 – 70 – 89%
- ☐ 2 – 50 – 69%
- ☐ 1 – 30 – 49%
- ☐ 0 – Below 29%

20. The overall quality of teaching-learning process in your institute is very good. *

- ☐ 4 –Strongly agree
- ☒ 3 – Agree
- ☐ 2 – Neutral
- ☐ 1 – Disagree
- ☐ 0 – Strongly disagree

21. Give suggestions to improve the overall teaching – learning experience in your institution. *

Provide good teaching staff

This content is neither created nor endorsed by Google.

Google Forms

STUDENTS FEEDBACK FOR A.Y. 2019-20

SAU. SHANTADEVI VEDPRAKASH PATIL AYURVED COLLEGE AND RESEARCH INSTITUTE

NAME OF THE STUDENT *

Vaishnavi Shivaji Lashkare

ROLL NO. *

24

EMAIL ID

vaishnavilashkare0@gmail.com

CONTACT NO.

9552251703

YEAR OF STUDY *

- ☒ I YEAR
- ☐ II YEAR
- ☐ III YEAR
- ☐ IV YEAR

GENDER *

- ☐ MALE
- ☒ FEMALE
- ☐ TRANSGENDER

1.How much of the syllabus was covered in the class? *

- ☐ 4 – 85 to 100%
- ☒ 3 – 70 to 84%
- ☐ 2 – 55 to 69%
- ☐ 1– 30 to 54%
- ☐ 0 –Below 30%

2. How well did the teachers prepare for the classes? *

- ☒ 4 –Thoroughly
- ☐ 3 – Satisfactorily
- ☐ 2 – Poorly
- ☐ 1 – Indifferently
- ☐ 0 – Won't teach at all

3. How well were the teachers able to communicate? *

- ☒ 4 – Always effective
- ☐ 3 – Sometimes effective
- ☐ 2 – Just satisfactorily
- ☐ 1 – Generally ineffective
- ☐ 0 – Very poor communication

4. The teacher's approach to teaching can best be described as *

- ☐ 4 – Excellent
- ☒ 3 – Very good
- ☐ 2 – Good
- ☐ 1 – Fair
- ☐ 0 – Poor

5. Fairness of the internal evaluation process by the teachers *

- ☒ 4 – Always fair
- ☐ 3 – Usually fair
- ☐ 2 – Sometimes unfair
- ☐ 1 – Usually unfair
- ☐ 0 – Unfair

6. Was your performance in assignments discussed with you? *

- ☒ 4 – Every time
- ☐ 3 – Usually
- ☐ 2 – Occasionally/Sometimes
- ☐ 1 – Rarely
- ☐ 0– Never

7. The institute takes active interest in promoting internship, student exchange, field visit opportunities for students. *

- ☐ 4 – Regularly
- ☒ 3 – Often
- ☐ 2 – Sometimes
- ☐ 1 – Rarely
- ☐ 0– Never

8. The teaching and mentoring process in your institution facilitates you in cognitive, social and emotional growth. *

- ☒ 4 – Significantly
- ☐ 3 – Very well
- ☐ 2 – Moderately
- ☐ 1 – Marginally
- ☐ 0– Not at all

9. The institution provides multiple opportunities to learn and grow. *

- ☒ 4 – Strongly agree
- ☐ 3 – Agree
- ☐ 2 – Neutral
- ☐ 1 – Disagree
- ☐ 0 – Strongly disagree

10. Teachers inform you about your expected competencies, course outcomes and programme outcomes. *

- ☐ 4 – Every time
- ☒ 3 – Usually
- ☐ 2 – Occasionally/Sometimes
- ☐ 1 – Rarely
- ☐ 0 – Never

11. Your mentor does a necessary follow-up with an assigned task to you. *

- ☒ 4 – Every time
- ☐ 3 – Usually
- ☐ 2 – Occasionally/Sometimes
- ☐ 1 – Rarely
- ☐ 0 – I don't have a mentor

12. The teachers illustrate the concepts through examples and applications. *

- ☒ 4 – Every time
- ☐ 3 – Usually
- ☐ 2 – Occasionally/Sometimes
- ☐ 1 – Rarely
- ☐ 0 – Never

13. The teachers identify your strengths and encourage you with providing right level of challenges. *

- ☒ 4 – Fully
- ☐ 3 – Reasonably
- ☐ 2 – Partially
- ☐ 1 – Slightly
- ☐ 0 – Unable to

14. Teachers are able to identify your weaknesses and help you to overcome them. *

- ☒ 4 – Every time
- ☐ 3 – Usually
- ☐ 2 – Occasionally/Sometimes
- ☐ 1 – Rarely
- ☐ 0 – Never

15. The institution makes effort to engage students in the monitoring, review and continuous quality improvement of the teaching learning process. *

- ☒ 4 – Strongly agree
- ☐ 3 – Agree
- ☐ 2 – Neutral
- ☐ 1 – Disagree
- ☐ 0 – Strongly disagree

16. The institute/ teachers use student centric methods, such as experiential learning, participative learning and problem solving methodologies for enhancing learning experiences. *

- ☒ 4 – To a great extent
- ☐ 3 – Moderate
- ☐ 2 – Some what
- ☐ 1 – Very little
- ☐ 0 – Not at all

17. Teachers encourage you to participate in extracurricular activities. *

- ☒ 4 – Strongly agree
- ☐ 3 – Agree
- ☐ 2 – Neutral
- ☐ 1 – Disagree
- ☐ 0 – Strongly disagree

18. Efforts are made by the institute/ teachers to inculcate soft skills, life skills and employability skills to make you ready for the world of work. *

- ☒ 4 – To a great extent
- ☐ 3 – Moderate
- ☐ 2 – Some what
- ☐ 1 – Very little
- ☐ 0 – Not at all

19. What percentage of teachers use ICT tools such as LCD projector, Multimedia, etc. while teaching. *

- ☐ 4 – Above 90%
- ☒ 3 – 70 – 89%
- ☐ 2 – 50 – 69%
- ☐ 1 – 30 – 49%
- ☐ 0 – Below 29%

20. The overall quality of teaching-learning process in your institute is very good. *

- ☐ 4 –Strongly agree
- ☒ 3 – Agree
- ☐ 2 – Neutral
- ☐ 1 – Disagree
- ☐ 0 – Strongly disagree

21. Give suggestions to improve the overall teaching – learning experience in your institution. *

Provide good teaching staff

This content is neither created nor endorsed by Google.

Google Forms

STUDENTS FEEDBACK FOR A.Y. 2019-20

SAU. SHANTADEVI VEDPRAKASH PATIL AYURVED COLLEGE AND RESEARCH INSTITUTE

NAME OF THE STUDENT *

Giram parmeshwar radhakrishnan

ROLL NO. *

14

EMAIL ID

giramparmeshwar843@gmail.com

CONTACT NO.

9503877384

YEAR OF STUDY *

- ☐ I YEAR
- ☒ II YEAR
- ☐ III YEAR
- ☐ IV YEAR

GENDER *

- ☒ MALE
- ☐ FEMALE
- ☐ TRANSGENDER

1.How much of the syllabus was covered in the class? *

- ☒ 4 – 85 to 100%
- ☐ 3 – 70 to 84%
- ☐ 2 – 55 to 69%
- ☐ 1– 30 to 54%
- ☐ 0 –Below 30%

2. How well did the teachers prepare for the classes? *

- ☒ 4 –Thoroughly
- ☐ 3 – Satisfactorily
- ☐ 2 – Poorly
- ☐ 1 – Indifferently
- ☐ 0 – Won't teach at all

3. How well were the teachers able to communicate? *

- ☒ 4 – Always effective
- ☐ 3 – Sometimes effective
- ☐ 2 – Just satisfactorily
- ☐ 1 – Generally ineffective
- ☐ 0 – Very poor communication

4. The teacher's approach to teaching can best be described as *

- ☒ 4 – Excellent
- ☐ 3 – Very good
- ☐ 2 – Good
- ☐ 1 – Fair
- ☐ 0 – Poor

5. Fairness of the internal evaluation process by the teachers *

- ☒ 4 – Always fair
- ☐ 3 – Usually fair
- ☐ 2 – Sometimes unfair
- ☐ 1 – Usually unfair
- ☐ 0 – Unfair

6. Was your performance in assignments discussed with you? *

- ☒ 4 – Every time
- ☐ 3 – Usually
- ☐ 2 – Occasionally/Sometimes
- ☐ 1 – Rarely
- ☐ 0– Never

7. The institute takes active interest in promoting internship, student exchange, field visit opportunities for students. *

- ☒ 4 – Regularly
- ☐ 3 – Often
- ☐ 2 – Sometimes
- ☐ 1 – Rarely
- ☐ 0– Never

8. The teaching and mentoring process in your institution facilitates you in cognitive, social and emotional growth. *

- ☒ 4 – Significantly
- ☐ 3 – Very well
- ☐ 2 – Moderately
- ☐ 1 – Marginally
- ☐ 0– Not at all

9. The institution provides multiple opportunities to learn and grow. *

- ☒ 4 – Strongly agree
- ☐ 3 – Agree
- ☐ 2 – Neutral
- ☐ 1 – Disagree
- ☐ 0 – Strongly disagree

10. Teachers inform you about your expected competencies, course outcomes and programme outcomes. *

- ☒ 4 – Every time
- ☐ 3 – Usually
- ☐ 2 – Occasionally/Sometimes
- ☐ 1 – Rarely
- ☐ 0 – Never

11. Your mentor does a necessary follow-up with an assigned task to you. *

- ☒ 4 – Every time
- ☐ 3 – Usually
- ☐ 2 – Occasionally/Sometimes
- ☐ 1 – Rarely
- ☐ 0 – I don't have a mentor

12. The teachers illustrate the concepts through examples and applications. *

- ☒ 4 – Every time
- ☐ 3 – Usually
- ☐ 2 – Occasionally/Sometimes
- ☐ 1 – Rarely
- ☐ 0 – Never

13. The teachers identify your strengths and encourage you with providing right level of challenges. *

- ☒ 4 – Fully
- ☐ 3 – Reasonably
- ☐ 2 – Partially
- ☐ 1 – Slightly
- ☐ 0 – Unable to

14. Teachers are able to identify your weaknesses and help you to overcome them. *

- ☒ 4 – Every time
- ☐ 3 – Usually
- ☐ 2 – Occasionally/Sometimes
- ☐ 1 – Rarely
- ☐ 0 – Never

15. The institution makes effort to engage students in the monitoring, review and continuous quality improvement of the teaching learning process. *

- ☒ 4 – Strongly agree
- ☐ 3 – Agree
- ☐ 2 – Neutral
- ☐ 1 – Disagree
- ☐ 0 – Strongly disagree

16. The institute/ teachers use student centric methods, such as experiential learning, participative learning and problem solving methodologies for enhancing learning experiences. *

- ☒ 4 – To a great extent
- ☐ 3 – Moderate
- ☐ 2 – Some what
- ☐ 1 – Very little
- ☐ 0 – Not at all

17. Teachers encourage you to participate in extracurricular activities. *

- ☒ 4 – Strongly agree
- ☐ 3 – Agree
- ☐ 2 – Neutral
- ☐ 1 – Disagree
- ☐ 0 – Strongly disagree

18. Efforts are made by the institute/ teachers to inculcate soft skills, life skills and employability skills to make you ready for the world of work. *

- ☒ 4 – To a great extent
- ☐ 3 – Moderate
- ☐ 2 – Some what
- ☐ 1 – Very little
- ☐ 0 – Not at all

19. What percentage of teachers use ICT tools such as LCD projector, Multimedia, etc. while teaching. *

- ☒ 4 – Above 90%
- ☐ 3 – 70 – 89%
- ☐ 2 – 50 – 69%
- ☐ 1 – 30 – 49%
- ☐ 0 – Below 29%

20. The overall quality of teaching-learning process in your institute is very good. *

- ☒ 4 –Strongly agree
- ☐ 3 – Agree
- ☐ 2 – Neutral
- ☐ 1 – Disagree
- ☐ 0 – Strongly disagree

21. Give suggestions to improve the overall teaching – learning experience in your institution. *

Good

This content is neither created nor endorsed by Google.

Google Forms

STUDENTS FEEDBACK FOR A.Y. 2019-20

SAU. SHANTADEVI VEDPRAKASH PATIL AYURVED COLLEGE AND RESEARCH INSTITUTE

NAME OF THE STUDENT *

Rohini Ramchandra Korade

ROLL NO. *

26

EMAIL ID

rohinirk3072000@gmail.com

CONTACT NO.

9503619168

YEAR OF STUDY *



I YEAR



II YEAR



III YEAR



IV YEAR

GENDER *

- ☐ MALE
- ☒ FEMALE
- ☐ TRANSGENDER

1.How much of the syllabus was covered in the class? *

- ☒ 4 – 85 to 100%
- ☐ 3 – 70 to 84%
- ☐ 2 – 55 to 69%
- ☐ 1– 30 to 54%
- ☐ 0 –Below 30%

2. How well did the teachers prepare for the classes? *

- ☒ 4 –Thoroughly
- ☐ 3 – Satisfactorily
- ☐ 2 – Poorly
- ☐ 1 – Indifferently
- ☐ 0 – Won't teach at all

3. How well were the teachers able to communicate? *

- ☒ 4 – Always effective
- ☐ 3 – Sometimes effective
- ☐ 2 – Just satisfactorily
- ☐ 1 – Generally ineffective
- ☐ 0 – Very poor communication

4. The teacher's approach to teaching can best be described as *

- ☒ 4 – Excellent
- ☐ 3 – Very good
- ☐ 2 – Good
- ☐ 1 – Fair
- ☐ 0 – Poor

5. Fairness of the internal evaluation process by the teachers *

- ☒ 4 – Always fair
- ☐ 3 – Usually fair
- ☐ 2 – Sometimes unfair
- ☐ 1 – Usually unfair
- ☐ 0 – Unfair

6. Was your performance in assignments discussed with you? *

- ☒ 4 – Every time
- ☐ 3 – Usually
- ☐ 2 – Occasionally/Sometimes
- ☐ 1 – Rarely
- ☐ 0– Never

7. The institute takes active interest in promoting internship, student exchange, field visit opportunities for students. *

- ☒ 4 – Regularly
- ☐ 3 – Often
- ☐ 2 – Sometimes
- ☐ 1 – Rarely
- ☐ 0– Never

8. The teaching and mentoring process in your institution facilitates you in cognitive, social and emotional growth. *

- ☒ 4 – Significantly
- ☐ 3 – Very well
- ☐ 2 – Moderately
- ☐ 1 – Marginally
- ☐ 0– Not at all

9. The institution provides multiple opportunities to learn and grow. *

- ☒ 4 – Strongly agree
- ☐ 3 – Agree
- ☐ 2 – Neutral
- ☐ 1 – Disagree
- ☐ 0 – Strongly disagree

10. Teachers inform you about your expected competencies, course outcomes and programme outcomes. *

- ☒ 4 – Every time
- ☐ 3 – Usually
- ☐ 2 – Occasionally/Sometimes
- ☐ 1 – Rarely
- ☐ 0 – Never

11. Your mentor does a necessary follow-up with an assigned task to you. *

- ☒ 4 – Every time
- ☐ 3 – Usually
- ☐ 2 – Occasionally/Sometimes
- ☐ 1 – Rarely
- ☐ 0 – I don't have a mentor

12. The teachers illustrate the concepts through examples and applications. *

- ☒ 4 – Every time
- ☐ 3 – Usually
- ☐ 2 – Occasionally/Sometimes
- ☐ 1 – Rarely
- ☐ 0 – Never

13. The teachers identify your strengths and encourage you with providing right level of challenges. *

- ☒ 4 – Fully
- ☐ 3 – Reasonably
- ☐ 2 – Partially
- ☐ 1 – Slightly
- ☐ 0 – Unable to

14. Teachers are able to identify your weaknesses and help you to overcome them. *

- ☒ 4 – Every time
- ☐ 3 – Usually
- ☐ 2 – Occasionally/Sometimes
- ☐ 1 – Rarely
- ☐ 0 – Never

15. The institution makes effort to engage students in the monitoring, review and continuous quality improvement of the teaching learning process. *

- ☒ 4 – Strongly agree
- ☐ 3 – Agree
- ☐ 2 – Neutral
- ☐ 1 – Disagree
- ☐ 0 – Strongly disagree

16. The institute/ teachers use student centric methods, such as experiential learning, participative learning and problem solving methodologies for enhancing learning experiences. *

- ☒ 4 – To a great extent
- ☐ 3 – Moderate
- ☐ 2 – Some what
- ☐ 1 – Very little
- ☐ 0 – Not at all

17. Teachers encourage you to participate in extracurricular activities. *

- ☒ 4 – Strongly agree
- ☐ 3 – Agree
- ☐ 2 – Neutral
- ☐ 1 – Disagree
- ☐ 0 – Strongly disagree

18. Efforts are made by the institute/ teachers to inculcate soft skills, life skills and employability skills to make you ready for the world of work. *

- ☒ 4 – To a great extent
- ☐ 3 – Moderate
- ☐ 2 – Some what
- ☐ 1 – Very little
- ☐ 0 – Not at all

19. What percentage of teachers use ICT tools such as LCD projector, Multimedia, etc. while teaching. *

- ☒ 4 – Above 90%
- ☐ 3 – 70 – 89%
- ☐ 2 – 50 – 69%
- ☐ 1 – 30 – 49%
- ☐ 0 – Below 29%

20. The overall quality of teaching-learning process in your institute is very good. *

- ☒ 4 –Strongly agree
- ☐ 3 – Agree
- ☐ 2 – Neutral
- ☐ 1 – Disagree
- ☐ 0 – Strongly disagree

21. Give suggestions to improve the overall teaching – learning experience in your institution. *

Increase cultural program days

This content is neither created nor endorsed by Google.

Google Forms

STUDENTS FEEDBACK FOR A.Y. 2019-20

SAU. SHANTADEVI VEDPRAKASH PATIL AYURVED COLLEGE AND RESEARCH INSTITUTE

NAME OF THE STUDENT *

Pathan mudassir khan masum khan

ROLL NO. *

23

EMAIL ID

mudassirkhanpathan1999@gmail.com

CONTACT NO.

8956520880

YEAR OF STUDY *

- ☒ I YEAR
- ☐ II YEAR
- ☐ III YEAR
- ☐ IV YEAR

GENDER *

- ☒ MALE
- ☐ FEMALE
- ☐ TRANSGENDER

1.How much of the syllabus was covered in the class? *

- ☐ 4 – 85 to 100%
- ☒ 3 – 70 to 84%
- ☐ 2 – 55 to 69%
- ☐ 1– 30 to 54%
- ☐ 0 –Below 30%

2. How well did the teachers prepare for the classes? *

- ☐ 4 –Thoroughly
- ☒ 3 – Satisfactorily
- ☐ 2 – Poorly
- ☐ 1 – Indifferently
- ☐ 0 – Won't teach at all

3. How well were the teachers able to communicate? *

- ☐ 4 – Always effective
- ☐ 3 – Sometimes effective
- ☒ 2 – Just satisfactorily
- ☐ 1 – Generally ineffective
- ☐ 0 – Very poor communication

4. The teacher's approach to teaching can best be described as *

- ☐ 4 – Excellent
- ☐ 3 – Very good
- ☒ 2 – Good
- ☐ 1 – Fair
- ☐ 0 – Poor

5. Fairness of the internal evaluation process by the teachers *

- ☐ 4 – Always fair
- ☒ 3 – Usually fair
- ☐ 2 – Sometimes unfair
- ☐ 1 – Usually unfair
- ☐ 0 – Unfair

6. Was your performance in assignments discussed with you? *

- ☐ 4 – Every time
- ☒ 3 – Usually
- ☐ 2 – Occasionally/Sometimes
- ☐ 1 – Rarely
- ☐ 0– Never

7. The institute takes active interest in promoting internship, student exchange, field visit opportunities for students. *

- ☐ 4 – Regularly
- ☒ 3 – Often
- ☐ 2 – Sometimes
- ☐ 1 – Rarely
- ☐ 0– Never

8. The teaching and mentoring process in your institution facilitates you in cognitive, social and emotional growth. *

- ☐ 4 – Significantly
- ☒ 3 – Very well
- ☐ 2 – Moderately
- ☐ 1 – Marginally
- ☐ 0– Not at all

9. The institution provides multiple opportunities to learn and grow. *

- ☐ 4 – Strongly agree
- ☒ 3 – Agree
- ☐ 2 – Neutral
- ☐ 1 – Disagree
- ☐ 0 – Strongly disagree

10. Teachers inform you about your expected competencies, course outcomes and programme outcomes. *

- ☐ 4 – Every time
- ☒ 3 – Usually
- ☐ 2 – Occasionally/Sometimes
- ☐ 1 – Rarely
- ☐ 0 – Never

11. Your mentor does a necessary follow-up with an assigned task to you. *

- ☐ 4 – Every time
- ☒ 3 – Usually
- ☐ 2 – Occasionally/Sometimes
- ☐ 1 – Rarely
- ☐ 0 – I don't have a mentor

12. The teachers illustrate the concepts through examples and applications. *

- ☐ 4 – Every time
- ☒ 3 – Usually
- ☐ 2 – Occasionally/Sometimes
- ☐ 1 – Rarely
- ☐ 0 – Never

13. The teachers identify your strengths and encourage you with providing right level of challenges. *

- ☐ 4 – Fully
- ☐ 3 – Reasonably
- ☒ 2 – Partially
- ☐ 1 – Slightly
- ☐ 0 – Unable to

14. Teachers are able to identify your weaknesses and help you to overcome them. *

- ☒ 4 – Every time
- ☐ 3 – Usually
- ☐ 2 – Occasionally/Sometimes
- ☐ 1 – Rarely
- ☐ 0 – Never

15. The institution makes effort to engage students in the monitoring, review and continuous quality improvement of the teaching learning process. *

- ☐ 4 – Strongly agree
- ☒ 3 – Agree
- ☐ 2 – Neutral
- ☐ 1 – Disagree
- ☐ 0 – Strongly disagree

16. The institute/ teachers use student centric methods, such as experiential learning, participative learning and problem solving methodologies for enhancing learning experiences. *

- ☐ 4 – To a great extent
- ☐ 3 – Moderate
- ☒ 2 – Some what
- ☐ 1 – Very little
- ☐ 0 – Not at all

17. Teachers encourage you to participate in extracurricular activities. *

- ☐ 4 – Strongly agree
- ☐ 3 – Agree
- ☒ 2 – Neutral
- ☐ 1 – Disagree
- ☐ 0 – Strongly disagree

18. Efforts are made by the institute/ teachers to inculcate soft skills, life skills and employability skills to make you ready for the world of work. *

- ☐ 4 – To a great extent
- ☒ 3 – Moderate
- ☐ 2 – Some what
- ☐ 1 – Very little
- ☐ 0 – Not at all

19. What percentage of teachers use ICT tools such as LCD projector, Multimedia, etc. while teaching. *

- ☐ 4 – Above 90%
- ☐ 3 – 70 – 89%
- ☒ 2 – 50 – 69%
- ☐ 1 – 30 – 49%
- ☐ 0 – Below 29%

20. The overall quality of teaching-learning process in your institute is very good. *

- ☐ 4 –Strongly agree
- ☐ 3 – Agree
- ☒ 2 – Neutral
- ☐ 1 – Disagree
- ☐ 0 – Strongly disagree

21. Give suggestions to improve the overall teaching – learning experience in your institution. *

Modern concepts have to be teach

This content is neither created nor endorsed by Google.

Google Forms

STUDENTS FEEDBACK FOR A.Y. 2019-20

SAU. SHANTADEVI VEDPRAKASH PATIL AYURVED COLLEGE AND RESEARCH INSTITUTE

NAME OF THE STUDENT *

Shilpa Balaji jelewad

ROLL NO. *

21

EMAIL ID

shilpaj2212@gmail.com

CONTACT NO.

9970744520

YEAR OF STUDY *

- ☐ I YEAR
- ☒ II YEAR
- ☐ III YEAR
- ☐ IV YEAR

GENDER *

- ☐ MALE
- ☒ FEMALE
- ☐ TRANSGENDER

1.How much of the syllabus was covered in the class? *

- ☒ 4 – 85 to 100%
- ☐ 3 – 70 to 84%
- ☐ 2 – 55 to 69%
- ☐ 1– 30 to 54%
- ☐ 0 –Below 30%

2. How well did the teachers prepare for the classes? *

- ☒ 4 –Thoroughly
- ☐ 3 – Satisfactorily
- ☐ 2 – Poorly
- ☐ 1 – Indifferently
- ☐ 0 – Won't teach at all

3. How well were the teachers able to communicate? *

- ☒ 4 – Always effective
- ☐ 3 – Sometimes effective
- ☐ 2 – Just satisfactorily
- ☐ 1 – Generally ineffective
- ☐ 0 – Very poor communication

4. The teacher's approach to teaching can best be described as *

- ☒ 4 – Excellent
- ☐ 3 – Very good
- ☐ 2 – Good
- ☐ 1 – Fair
- ☐ 0 – Poor

5. Fairness of the internal evaluation process by the teachers *

- ☒ 4 – Always fair
- ☐ 3 – Usually fair
- ☐ 2 – Sometimes unfair
- ☐ 1 – Usually unfair
- ☐ 0 – Unfair

6. Was your performance in assignments discussed with you? *

- ☒ 4 – Every time
- ☐ 3 – Usually
- ☐ 2 – Occasionally/Sometimes
- ☐ 1 – Rarely
- ☐ 0– Never

7. The institute takes active interest in promoting internship, student exchange, field visit opportunities for students. *

- ☒ 4 – Regularly
- ☐ 3 – Often
- ☐ 2 – Sometimes
- ☐ 1 – Rarely
- ☐ 0– Never

8. The teaching and mentoring process in your institution facilitates you in cognitive, social and emotional growth. *

- ☒ 4 – Significantly
- ☐ 3 – Very well
- ☐ 2 – Moderately
- ☐ 1 – Marginally
- ☐ 0– Not at all

9. The institution provides multiple opportunities to learn and grow. *

- ☒ 4 – Strongly agree
- ☐ 3 – Agree
- ☐ 2 – Neutral
- ☐ 1 – Disagree
- ☐ 0 – Strongly disagree

10. Teachers inform you about your expected competencies, course outcomes and programme outcomes. *

- ☒ 4 – Every time
- ☐ 3 – Usually
- ☐ 2 – Occasionally/Sometimes
- ☐ 1 – Rarely
- ☐ 0 – Never

11. Your mentor does a necessary follow-up with an assigned task to you. *

- ☒ 4 – Every time
- ☐ 3 – Usually
- ☐ 2 – Occasionally/Sometimes
- ☐ 1 – Rarely
- ☐ 0 – I don't have a mentor

12. The teachers illustrate the concepts through examples and applications. *

- ☒ 4 – Every time
- ☐ 3 – Usually
- ☐ 2 – Occasionally/Sometimes
- ☐ 1 – Rarely
- ☐ 0 – Never

13. The teachers identify your strengths and encourage you with providing right level of challenges. *

- ☒ 4 – Fully
- ☐ 3 – Reasonably
- ☐ 2 – Partially
- ☐ 1 – Slightly
- ☐ 0 – Unable to

14. Teachers are able to identify your weaknesses and help you to overcome them. *

- ☒ 4 – Every time
- ☐ 3 – Usually
- ☐ 2 – Occasionally/Sometimes
- ☐ 1 – Rarely
- ☐ 0 – Never

15. The institution makes effort to engage students in the monitoring, review and continuous quality improvement of the teaching learning process. *

- ☒ 4 – Strongly agree
- ☐ 3 – Agree
- ☐ 2 – Neutral
- ☐ 1 – Disagree
- ☐ 0 – Strongly disagree

16. The institute/ teachers use student centric methods, such as experiential learning, participative learning and problem solving methodologies for enhancing learning experiences. *

- ☒ 4 – To a great extent
- ☐ 3 – Moderate
- ☐ 2 – Some what
- ☐ 1 – Very little
- ☐ 0 – Not at all

17. Teachers encourage you to participate in extracurricular activities. *

- ☒ 4 – Strongly agree
- ☐ 3 – Agree
- ☐ 2 – Neutral
- ☐ 1 – Disagree
- ☐ 0 – Strongly disagree

18. Efforts are made by the institute/ teachers to inculcate soft skills, life skills and employability skills to make you ready for the world of work. *

- ☐ 4 – To a great extent
- ☒ 3 – Moderate
- ☐ 2 – Some what
- ☐ 1 – Very little
- ☐ 0 – Not at all

19. What percentage of teachers use ICT tools such as LCD projector, Multimedia, etc. while teaching. *

- ☐ 4 – Above 90%
- ☒ 3 – 70 – 89%
- ☐ 2 – 50 – 69%
- ☐ 1 – 30 – 49%
- ☐ 0 – Below 29%

20. The overall quality of teaching-learning process in your institute is very good. *

- ☐ 4 –Strongly agree
- ☒ 3 – Agree
- ☐ 2 – Neutral
- ☐ 1 – Disagree
- ☐ 0 – Strongly disagree

21. Give suggestions to improve the overall teaching – learning experience in your institution. *

Better

This content is neither created nor endorsed by Google.

Google Forms

STUDENTS FEEDBACK FOR A.Y. 2019-20

SAU. SHANTADEVI VEDPRAKASH PATIL AYURVED COLLEGE AND RESEARCH INSTITUTE

NAME OF THE STUDENT *

Santosh Laxman waghe

ROLL NO. *

50

EMAIL ID

waghesantosh007@gmail.com

CONTACT NO.

7498081221

YEAR OF STUDY *

- ☐ I YEAR
- ☒ II YEAR
- ☐ III YEAR
- ☐ IV YEAR

GENDER *

- ☒ MALE
- ☐ FEMALE
- ☐ TRANSGENDER

1.How much of the syllabus was covered in the class? *

- ☒ 4 – 85 to 100%
- ☐ 3 – 70 to 84%
- ☐ 2 – 55 to 69%
- ☐ 1– 30 to 54%
- ☐ 0 –Below 30%

2. How well did the teachers prepare for the classes? *

- ☒ 4 –Thoroughly
- ☐ 3 – Satisfactorily
- ☐ 2 – Poorly
- ☐ 1 – Indifferently
- ☐ 0 – Won't teach at all

3. How well were the teachers able to communicate? *

- ☒ 4 – Always effective
- ☐ 3 – Sometimes effective
- ☐ 2 – Just satisfactorily
- ☐ 1 – Generally ineffective
- ☐ 0 – Very poor communication

4. The teacher's approach to teaching can best be described as *

- ☒ 4 – Excellent
- ☐ 3 – Very good
- ☐ 2 – Good
- ☐ 1 – Fair
- ☐ 0 – Poor

5. Fairness of the internal evaluation process by the teachers *

- ☒ 4 – Always fair
- ☐ 3 – Usually fair
- ☐ 2 – Sometimes unfair
- ☐ 1 – Usually unfair
- ☐ 0 – Unfair

6. Was your performance in assignments discussed with you? *

- ☒ 4 – Every time
- ☐ 3 – Usually
- ☐ 2 – Occasionally/Sometimes
- ☐ 1 – Rarely
- ☐ 0– Never

7. The institute takes active interest in promoting internship, student exchange, field visit opportunities for students. *

- ☒ 4 – Regularly
- ☐ 3 – Often
- ☐ 2 – Sometimes
- ☐ 1 – Rarely
- ☐ 0– Never

8. The teaching and mentoring process in your institution facilitates you in cognitive, social and emotional growth. *

- ☒ 4 – Significantly
- ☐ 3 – Very well
- ☐ 2 – Moderately
- ☐ 1 – Marginally
- ☐ 0– Not at all

9. The institution provides multiple opportunities to learn and grow. *

- ☒ 4 – Strongly agree
- ☐ 3 – Agree
- ☐ 2 – Neutral
- ☐ 1 – Disagree
- ☐ 0 – Strongly disagree

10. Teachers inform you about your expected competencies, course outcomes and programme outcomes. *

- ☒ 4 – Every time
- ☐ 3 – Usually
- ☐ 2 – Occasionally/Sometimes
- ☐ 1 – Rarely
- ☐ 0 – Never

11. Your mentor does a necessary follow-up with an assigned task to you. *

- ☒ 4 – Every time
- ☐ 3 – Usually
- ☐ 2 – Occasionally/Sometimes
- ☐ 1 – Rarely
- ☐ 0 – I don't have a mentor

12. The teachers illustrate the concepts through examples and applications. *

- ☒ 4 – Every time
- ☐ 3 – Usually
- ☐ 2 – Occasionally/Sometimes
- ☐ 1 – Rarely
- ☐ 0 – Never

13. The teachers identify your strengths and encourage you with providing right level of challenges. *

- ☒ 4 – Fully
- ☐ 3 – Reasonably
- ☐ 2 – Partially
- ☐ 1 – Slightly
- ☐ 0 – Unable to

14. Teachers are able to identify your weaknesses and help you to overcome them. *

- ☒ 4 – Every time
- ☐ 3 – Usually
- ☐ 2 – Occasionally/Sometimes
- ☐ 1 – Rarely
- ☐ 0 – Never

15. The institution makes effort to engage students in the monitoring, review and continuous quality improvement of the teaching learning process. *

- ☒ 4 – Strongly agree
- ☐ 3 – Agree
- ☐ 2 – Neutral
- ☐ 1 – Disagree
- ☐ 0 – Strongly disagree

16. The institute/ teachers use student centric methods, such as experiential learning, participative learning and problem solving methodologies for enhancing learning experiences. *

- ☒ 4 – To a great extent
- ☐ 3 – Moderate
- ☐ 2 – Some what
- ☐ 1 – Very little
- ☐ 0 – Not at all

17. Teachers encourage you to participate in extracurricular activities. *

- ☒ 4 – Strongly agree
- ☐ 3 – Agree
- ☐ 2 – Neutral
- ☐ 1 – Disagree
- ☐ 0 – Strongly disagree

18. Efforts are made by the institute/ teachers to inculcate soft skills, life skills and employability skills to make you ready for the world of work. *

- ☒ 4 – To a great extent
- ☐ 3 – Moderate
- ☐ 2 – Some what
- ☐ 1 – Very little
- ☐ 0 – Not at all

19. What percentage of teachers use ICT tools such as LCD projector, Multimedia, etc. while teaching. *

- ☒ 4 – Above 90%
- ☐ 3 – 70 – 89%
- ☐ 2 – 50 – 69%
- ☐ 1 – 30 – 49%
- ☐ 0 – Below 29%

20. The overall quality of teaching-learning process in your institute is very good. *

- ☒ 4 –Strongly agree
- ☐ 3 – Agree
- ☐ 2 – Neutral
- ☐ 1 – Disagree
- ☐ 0 – Strongly disagree

21. Give suggestions to improve the overall teaching – learning experience in your institution.



Wonderful

This content is neither created nor endorsed by Google.

Google Forms

STUDENTS FEEDBACK FOR A.Y. 2019-20

SAU. SHANTADEVI VEDPRAKASH PATIL AYURVED COLLEGE AND RESEARCH INSTITUTE

NAME OF THE STUDENT *

Poonam Sureshrao Pitale

ROLL NO. *

33

EMAIL ID

poonampitale@gmail.com

CONTACT NO.

9503115238

YEAR OF STUDY *

- ☐ I YEAR
- ☒ II YEAR
- ☐ III YEAR
- ☐ IV YEAR

GENDER *

- ☐ MALE
- ☒ FEMALE
- ☐ TRANSGENDER

1.How much of the syllabus was covered in the class? *

- ☒ 4 – 85 to 100%
- ☐ 3 – 70 to 84%
- ☐ 2 – 55 to 69%
- ☐ 1– 30 to 54%
- ☐ 0 –Below 30%

2. How well did the teachers prepare for the classes? *

- ☒ 4 –Thoroughly
- ☐ 3 – Satisfactorily
- ☐ 2 – Poorly
- ☐ 1 – Indifferently
- ☐ 0 – Won't teach at all

3. How well were the teachers able to communicate? *

- ☒ 4 – Always effective
- ☐ 3 – Sometimes effective
- ☐ 2 – Just satisfactorily
- ☐ 1 – Generally ineffective
- ☐ 0 – Very poor communication

4. The teacher's approach to teaching can best be described as *

- ☐ 4 – Excellent
- ☒ 3 – Very good
- ☐ 2 – Good
- ☐ 1 – Fair
- ☐ 0 – Poor

5. Fairness of the internal evaluation process by the teachers *

- ☐ 4 – Always fair
- ☒ 3 – Usually fair
- ☐ 2 – Sometimes unfair
- ☐ 1 – Usually unfair
- ☐ 0 – Unfair

6. Was your performance in assignments discussed with you? *

- ☒ 4 – Every time
- ☐ 3 – Usually
- ☐ 2 – Occasionally/Sometimes
- ☐ 1 – Rarely
- ☐ 0– Never

7. The institute takes active interest in promoting internship, student exchange, field visit opportunities for students. *

- ☒ 4 – Regularly
- ☐ 3 – Often
- ☐ 2 – Sometimes
- ☐ 1 – Rarely
- ☐ 0– Never

8. The teaching and mentoring process in your institution facilitates you in cognitive, social and emotional growth. *

- ☒ 4 – Significantly
- ☐ 3 – Very well
- ☐ 2 – Moderately
- ☐ 1 – Marginally
- ☐ 0– Not at all

9. The institution provides multiple opportunities to learn and grow. *

- ☒ 4 – Strongly agree
- ☐ 3 – Agree
- ☐ 2 – Neutral
- ☐ 1 – Disagree
- ☐ 0 – Strongly disagree

10. Teachers inform you about your expected competencies, course outcomes and programme outcomes. *

- ☐ 4 – Every time
- ☒ 3 – Usually
- ☐ 2 – Occasionally/Sometimes
- ☐ 1 – Rarely
- ☐ 0 – Never

11. Your mentor does a necessary follow-up with an assigned task to you. *

- ☐ 4 – Every time
- ☒ 3 – Usually
- ☐ 2 – Occasionally/Sometimes
- ☐ 1 – Rarely
- ☐ 0 – I don't have a mentor

12. The teachers illustrate the concepts through examples and applications. *

- ☒ 4 – Every time
- ☐ 3 – Usually
- ☐ 2 – Occasionally/Sometimes
- ☐ 1 – Rarely
- ☐ 0 – Never

13. The teachers identify your strengths and encourage you with providing right level of challenges. *

- ☐ 4 – Fully
- ☒ 3 – Reasonably
- ☐ 2 – Partially
- ☐ 1 – Slightly
- ☐ 0 – Unable to

14. Teachers are able to identify your weaknesses and help you to overcome them. *

- ☒ 4 – Every time
- ☐ 3 – Usually
- ☐ 2 – Occasionally/Sometimes
- ☐ 1 – Rarely
- ☐ 0 – Never

15. The institution makes effort to engage students in the monitoring, review and continuous quality improvement of the teaching learning process. *

- ☒ 4 – Strongly agree
- ☐ 3 – Agree
- ☐ 2 – Neutral
- ☐ 1 – Disagree
- ☐ 0 – Strongly disagree

16. The institute/ teachers use student centric methods, such as experiential learning, participative learning and problem solving methodologies for enhancing learning experiences. *

- ☒ 4 – To a great extent
- ☐ 3 – Moderate
- ☐ 2 – Some what
- ☐ 1 – Very little
- ☐ 0 – Not at all

17. Teachers encourage you to participate in extracurricular activities. *

- ☒ 4 – Strongly agree
- ☐ 3 – Agree
- ☐ 2 – Neutral
- ☐ 1 – Disagree
- ☐ 0 – Strongly disagree

18. Efforts are made by the institute/ teachers to inculcate soft skills, life skills and employability skills to make you ready for the world of work. *

- ☐ 4 – To a great extent
- ☒ 3 – Moderate
- ☐ 2 – Some what
- ☐ 1 – Very little
- ☐ 0 – Not at all

19. What percentage of teachers use ICT tools such as LCD projector, Multimedia, etc. while teaching. *

- ☒ 4 – Above 90%
- ☐ 3 – 70 – 89%
- ☐ 2 – 50 – 69%
- ☐ 1 – 30 – 49%
- ☐ 0 – Below 29%

20. The overall quality of teaching-learning process in your institute is very good. *

- ☒ 4 –Strongly agree
- ☐ 3 – Agree
- ☐ 2 – Neutral
- ☐ 1 – Disagree
- ☐ 0 – Strongly disagree

21. Give suggestions to improve the overall teaching – learning experience in your institution. *

Good

This content is neither created nor endorsed by Google.

Google Forms

STUDENTS FEEDBACK FOR A.Y. 2019-20

SAU. SHANTADEVI VEDPRAKASH PATIL AYURVED COLLEGE AND RESEARCH INSTITUTE

NAME OF THE STUDENT *

Shruti Munjaram Solanke

ROLL NO. *

44

EMAIL ID

shrutisolanke11@gmail.com

CONTACT NO.

9607632772

YEAR OF STUDY *

- ☐ I YEAR
- ☒ II YEAR
- ☐ III YEAR
- ☐ IV YEAR

GENDER *

- ☐ MALE
- ☒ FEMALE
- ☐ TRANSGENDER

1.How much of the syllabus was covered in the class? *

- ☒ 4 – 85 to 100%
- ☐ 3 – 70 to 84%
- ☐ 2 – 55 to 69%
- ☐ 1– 30 to 54%
- ☐ 0 –Below 30%

2. How well did the teachers prepare for the classes? *

- ☒ 4 –Thoroughly
- ☐ 3 – Satisfactorily
- ☐ 2 – Poorly
- ☐ 1 – Indifferently
- ☐ 0 – Won't teach at all

3. How well were the teachers able to communicate? *

- ☒ 4 – Always effective
- ☐ 3 – Sometimes effective
- ☐ 2 – Just satisfactorily
- ☐ 1 – Generally ineffective
- ☐ 0 – Very poor communication

4. The teacher's approach to teaching can best be described as *

- ☒ 4 – Excellent
- ☐ 3 – Very good
- ☐ 2 – Good
- ☐ 1 – Fair
- ☐ 0 – Poor

5. Fairness of the internal evaluation process by the teachers *

- ☒ 4 – Always fair
- ☐ 3 – Usually fair
- ☐ 2 – Sometimes unfair
- ☐ 1 – Usually unfair
- ☐ 0 – Unfair

6. Was your performance in assignments discussed with you? *

- ☒ 4 – Every time
- ☐ 3 – Usually
- ☐ 2 – Occasionally/Sometimes
- ☐ 1 – Rarely
- ☐ 0– Never

7. The institute takes active interest in promoting internship, student exchange, field visit opportunities for students. *

- ☒ 4 – Regularly
- ☐ 3 – Often
- ☐ 2 – Sometimes
- ☐ 1 – Rarely
- ☐ 0– Never

8. The teaching and mentoring process in your institution facilitates you in cognitive, social and emotional growth. *

- ☒ 4 – Significantly
- ☐ 3 – Very well
- ☐ 2 – Moderately
- ☐ 1 – Marginally
- ☐ 0– Not at all

9. The institution provides multiple opportunities to learn and grow. *

- ☒ 4 – Strongly agree
- ☐ 3 – Agree
- ☐ 2 – Neutral
- ☐ 1 – Disagree
- ☐ 0 – Strongly disagree

10. Teachers inform you about your expected competencies, course outcomes and programme outcomes. *

- ☒ 4 – Every time
- ☐ 3 – Usually
- ☐ 2 – Occasionally/Sometimes
- ☐ 1 – Rarely
- ☐ 0 – Never

11. Your mentor does a necessary follow-up with an assigned task to you. *

- ☒ 4 – Every time
- ☐ 3 – Usually
- ☐ 2 – Occasionally/Sometimes
- ☐ 1 – Rarely
- ☐ 0 – I don't have a mentor

12. The teachers illustrate the concepts through examples and applications. *

- ☒ 4 – Every time
- ☐ 3 – Usually
- ☐ 2 – Occasionally/Sometimes
- ☐ 1 – Rarely
- ☐ 0 – Never

13. The teachers identify your strengths and encourage you with providing right level of challenges. *

- ☒ 4 – Fully
- ☐ 3 – Reasonably
- ☐ 2 – Partially
- ☐ 1 – Slightly
- ☐ 0 – Unable to

14. Teachers are able to identify your weaknesses and help you to overcome them. *

- ☒ 4 – Every time
- ☐ 3 – Usually
- ☐ 2 – Occasionally/Sometimes
- ☐ 1 – Rarely
- ☐ 0 – Never

15. The institution makes effort to engage students in the monitoring, review and continuous quality improvement of the teaching learning process. *

- ☒ 4 – Strongly agree
- ☐ 3 – Agree
- ☐ 2 – Neutral
- ☐ 1 – Disagree
- ☐ 0 – Strongly disagree

16. The institute/ teachers use student centric methods, such as experiential learning, participative learning and problem solving methodologies for enhancing learning experiences. *

- ☒ 4 – To a great extent
- ☐ 3 – Moderate
- ☐ 2 – Some what
- ☐ 1 – Very little
- ☐ 0 – Not at all

17. Teachers encourage you to participate in extracurricular activities. *

- ☒ 4 – Strongly agree
- ☐ 3 – Agree
- ☐ 2 – Neutral
- ☐ 1 – Disagree
- ☐ 0 – Strongly disagree

18. Efforts are made by the institute/ teachers to inculcate soft skills, life skills and employability skills to make you ready for the world of work. *

- ☒ 4 – To a great extent
- ☐ 3 – Moderate
- ☐ 2 – Some what
- ☐ 1 – Very little
- ☐ 0 – Not at all

19. What percentage of teachers use ICT tools such as LCD projector, Multimedia, etc. while teaching. *

- ☒ 4 – Above 90%
- ☐ 3 – 70 – 89%
- ☐ 2 – 50 – 69%
- ☐ 1 – 30 – 49%
- ☐ 0 – Below 29%

20. The overall quality of teaching-learning process in your institute is very good. *

- ☒ 4 –Strongly agree
- ☐ 3 – Agree
- ☐ 2 – Neutral
- ☐ 1 – Disagree
- ☐ 0 – Strongly disagree

21. Give suggestions to improve the overall teaching – learning experience in your institution. *

Cultural days increase

This content is neither created nor endorsed by Google.

Google Forms

STUDENTS FEEDBACK FOR A.Y. 2019-20

SAU. SHANTADEVI VEDPRAKASH PATIL AYURVED COLLEGE AND RESEARCH INSTITUTE

NAME OF THE STUDENT *

Rushikesh ashok munde

ROLL NO. *

30

EMAIL ID

Rushikesh2545@gmail.com

CONTACT NO.

9766142666

YEAR OF STUDY *

- ☐ I YEAR
- ☒ II YEAR
- ☐ III YEAR
- ☐ IV YEAR

GENDER *

- ☒ MALE
- ☐ FEMALE
- ☐ TRANSGENDER

1.How much of the syllabus was covered in the class? *

- ☐ 4 – 85 to 100%
- ☒ 3 – 70 to 84%
- ☐ 2 – 55 to 69%
- ☐ 1– 30 to 54%
- ☐ 0 –Below 30%

2. How well did the teachers prepare for the classes? *

- ☐ 4 –Thoroughly
- ☒ 3 – Satisfactorily
- ☐ 2 – Poorly
- ☐ 1 – Indifferently
- ☐ 0 – Won't teach at all

3. How well were the teachers able to communicate? *

- ☐ 4 – Always effective
- ☒ 3 – Sometimes effective
- ☐ 2 – Just satisfactorily
- ☐ 1 – Generally ineffective
- ☐ 0 – Very poor communication

4. The teacher's approach to teaching can best be described as *

- ☐ 4 – Excellent
- ☒ 3 – Very good
- ☐ 2 – Good
- ☐ 1 – Fair
- ☐ 0 – Poor

5. Fairness of the internal evaluation process by the teachers *

- ☐ 4 – Always fair
- ☒ 3 – Usually fair
- ☐ 2 – Sometimes unfair
- ☐ 1 – Usually unfair
- ☐ 0 – Unfair

6. Was your performance in assignments discussed with you? *

- ☐ 4 – Every time
- ☒ 3 – Usually
- ☐ 2 – Occasionally/Sometimes
- ☐ 1 – Rarely
- ☐ 0– Never

7. The institute takes active interest in promoting internship, student exchange, field visit opportunities for students. *

- ☐ 4 – Regularly
- ☒ 3 – Often
- ☐ 2 – Sometimes
- ☐ 1 – Rarely
- ☐ 0– Never

8. The teaching and mentoring process in your institution facilitates you in cognitive, social and emotional growth. *

- ☐ 4 – Significantly
- ☒ 3 – Very well
- ☐ 2 – Moderately
- ☐ 1 – Marginally
- ☐ 0– Not at all

9. The institution provides multiple opportunities to learn and grow. *

- ☐ 4 – Strongly agree
- ☒ 3 – Agree
- ☐ 2 – Neutral
- ☐ 1 – Disagree
- ☐ 0 – Strongly disagree

10. Teachers inform you about your expected competencies, course outcomes and programme outcomes. *

- ☐ 4 – Every time
- ☒ 3 – Usually
- ☐ 2 – Occasionally/Sometimes
- ☐ 1 – Rarely
- ☐ 0 – Never

11. Your mentor does a necessary follow-up with an assigned task to you. *

- ☐ 4 – Every time
- ☒ 3 – Usually
- ☐ 2 – Occasionally/Sometimes
- ☐ 1 – Rarely
- ☐ 0 – I don't have a mentor

12. The teachers illustrate the concepts through examples and applications. *

- ☐ 4 – Every time
- ☒ 3 – Usually
- ☐ 2 – Occasionally/Sometimes
- ☐ 1 – Rarely
- ☐ 0 – Never

13. The teachers identify your strengths and encourage you with providing right level of challenges. *

- ☐ 4 – Fully
- ☒ 3 – Reasonably
- ☐ 2 – Partially
- ☐ 1 – Slightly
- ☐ 0 – Unable to

14. Teachers are able to identify your weaknesses and help you to overcome them. *

- ☐ 4 – Every time
- ☒ 3 – Usually
- ☐ 2 – Occasionally/Sometimes
- ☐ 1 – Rarely
- ☐ 0 – Never

15. The institution makes effort to engage students in the monitoring, review and continuous quality improvement of the teaching learning process. *

- ☐ 4 – Strongly agree
- ☒ 3 – Agree
- ☐ 2 – Neutral
- ☐ 1 – Disagree
- ☐ 0 – Strongly disagree

16. The institute/ teachers use student centric methods, such as experiential learning, participative learning and problem solving methodologies for enhancing learning experiences. *

- ☐ 4 – To a great extent
- ☒ 3 – Moderate
- ☐ 2 – Some what
- ☐ 1 – Very little
- ☐ 0 – Not at all

17. Teachers encourage you to participate in extracurricular activities. *

- ☐ 4 – Strongly agree
- ☒ 3 – Agree
- ☐ 2 – Neutral
- ☐ 1 – Disagree
- ☐ 0 – Strongly disagree

18. Efforts are made by the institute/ teachers to inculcate soft skills, life skills and employability skills to make you ready for the world of work. *

- ☐ 4 – To a great extent
- ☒ 3 – Moderate
- ☐ 2 – Some what
- ☐ 1 – Very little
- ☐ 0 – Not at all

19. What percentage of teachers use ICT tools such as LCD projector, Multimedia, etc. while teaching. *

- ☐ 4 – Above 90%
- ☒ 3 – 70 – 89%
- ☐ 2 – 50 – 69%
- ☐ 1 – 30 – 49%
- ☐ 0 – Below 29%

20. The overall quality of teaching-learning process in your institute is very good. *

- ☐ 4 –Strongly agree
- ☒ 3 – Agree
- ☐ 2 – Neutral
- ☐ 1 – Disagree
- ☐ 0 – Strongly disagree

21. Give suggestions to improve the overall teaching – learning experience in your institution. *

Need of Auditorium

This content is neither created nor endorsed by Google.

Google Forms

STUDENTS FEEDBACK FOR A.Y. 2019-20

SAU. SHANTADEVI VEDPRAKASH PATIL AYURVED COLLEGE AND RESEARCH INSTITUTE

NAME OF THE STUDENT *

INAMDAR MUDASSIR MOHIUDDIN MUKHTAR MOHOUDIN

ROLL NO. *

16

EMAIL ID

inamdarmudassir321@gmail.com

CONTACT NO.

7385383442

YEAR OF STUDY *

- ☐ I YEAR
- ☐ II YEAR
- ☐ III YEAR
- ☒ IV YEAR

GENDER *

- ☒ MALE
- ☐ FEMALE
- ☐ TRANSGENDER

1.How much of the syllabus was covered in the class? *

- ☒ 4 – 85 to 100%
- ☐ 3 – 70 to 84%
- ☐ 2 – 55 to 69%
- ☐ 1– 30 to 54%
- ☐ 0 –Below 30%

2. How well did the teachers prepare for the classes? *

- ☐ 4 –Thoroughly
- ☒ 3 – Satisfactorily
- ☐ 2 – Poorly
- ☐ 1 – Indifferently
- ☐ 0 – Won't teach at all

3. How well were the teachers able to communicate? *

- ☒ 4 – Always effective
- ☐ 3 – Sometimes effective
- ☐ 2 – Just satisfactorily
- ☐ 1 – Generally ineffective
- ☐ 0 – Very poor communication

4. The teacher's approach to teaching can best be described as *

- ☒ 4 – Excellent
- ☐ 3 – Very good
- ☐ 2 – Good
- ☐ 1 – Fair
- ☐ 0 – Poor

5. Fairness of the internal evaluation process by the teachers *

- ☒ 4 – Always fair
- ☐ 3 – Usually fair
- ☐ 2 – Sometimes unfair
- ☐ 1 – Usually unfair
- ☐ 0 – Unfair

6. Was your performance in assignments discussed with you? *

- ☒ 4 – Every time
- ☐ 3 – Usually
- ☐ 2 – Occasionally/Sometimes
- ☐ 1 – Rarely
- ☐ 0– Never

7. The institute takes active interest in promoting internship, student exchange, field visit opportunities for students. *

- ☒ 4 – Regularly
- ☐ 3 – Often
- ☐ 2 – Sometimes
- ☐ 1 – Rarely
- ☐ 0– Never

8. The teaching and mentoring process in your institution facilitates you in cognitive, social and emotional growth. *

- ☒ 4 – Significantly
- ☐ 3 – Very well
- ☐ 2 – Moderately
- ☐ 1 – Marginally
- ☐ 0– Not at all

9. The institution provides multiple opportunities to learn and grow. *

- ☒ 4 – Strongly agree
- ☐ 3 – Agree
- ☐ 2 – Neutral
- ☐ 1 – Disagree
- ☐ 0 – Strongly disagree

10. Teachers inform you about your expected competencies, course outcomes and programme outcomes. *

- ☒ 4 – Every time
- ☐ 3 – Usually
- ☐ 2 – Occasionally/Sometimes
- ☐ 1 – Rarely
- ☐ 0 – Never

11. Your mentor does a necessary follow-up with an assigned task to you. *

- ☒ 4 – Every time
- ☐ 3 – Usually
- ☐ 2 – Occasionally/Sometimes
- ☐ 1 – Rarely
- ☐ 0 – I don't have a mentor

12. The teachers illustrate the concepts through examples and applications. *

- ☒ 4 – Every time
- ☐ 3 – Usually
- ☐ 2 – Occasionally/Sometimes
- ☐ 1 – Rarely
- ☐ 0 – Never

13. The teachers identify your strengths and encourage you with providing right level of challenges. *

- ☒ 4 – Fully
- ☐ 3 – Reasonably
- ☐ 2 – Partially
- ☐ 1 – Slightly
- ☐ 0 – Unable to

14. Teachers are able to identify your weaknesses and help you to overcome them. *

- ☒ 4 – Every time
- ☐ 3 – Usually
- ☐ 2 – Occasionally/Sometimes
- ☐ 1 – Rarely
- ☐ 0 – Never

15. The institution makes effort to engage students in the monitoring, review and continuous quality improvement of the teaching learning process. *

- ☒ 4 – Strongly agree
- ☐ 3 – Agree
- ☐ 2 – Neutral
- ☐ 1 – Disagree
- ☐ 0 – Strongly disagree

16. The institute/ teachers use student centric methods, such as experiential learning, participative learning and problem solving methodologies for enhancing learning experiences. *

- ☒ 4 – To a great extent
- ☐ 3 – Moderate
- ☐ 2 – Some what
- ☐ 1 – Very little
- ☐ 0 – Not at all

17. Teachers encourage you to participate in extracurricular activities. *

- ☒ 4 – Strongly agree
- ☐ 3 – Agree
- ☐ 2 – Neutral
- ☐ 1 – Disagree
- ☐ 0 – Strongly disagree

18. Efforts are made by the institute/ teachers to inculcate soft skills, life skills and employability skills to make you ready for the world of work. *

- ☒ 4 – To a great extent
- ☐ 3 – Moderate
- ☐ 2 – Some what
- ☐ 1 – Very little
- ☐ 0 – Not at all

19. What percentage of teachers use ICT tools such as LCD projector, Multimedia, etc. while teaching. *

- ☒ 4 – Above 90%
- ☐ 3 – 70 – 89%
- ☐ 2 – 50 – 69%
- ☐ 1 – 30 – 49%
- ☐ 0 – Below 29%

20. The overall quality of teaching-learning process in your institute is very good. *

- ☒ 4 –Strongly agree
- ☐ 3 – Agree
- ☐ 2 – Neutral
- ☐ 1 – Disagree
- ☐ 0 – Strongly disagree

21. Give suggestions to improve the overall teaching – learning experience in your institution. *

Modern concept have to be teached very satisfactorily....and in university exam equal weitage should be given to modern portion...

This content is neither created nor endorsed by Google.

Google Forms

STUDENTS FEEDBACK FOR A.Y. 2019-20

SAU. SHANTADEVI VEDPRAKASH PATIL AYURVED COLLEGE AND RESEARCH INSTITUTE

NAME OF THE STUDENT *

KONDAMGIRE Shubhangi dnyanoba

ROLL NO. *

24.

EMAIL ID

Kondamgireshubhangi@gmail.com

CONTACT NO.

7774979779

YEAR OF STUDY *

- ☐ I YEAR
- ☒ II YEAR
- ☐ III YEAR
- ☐ IV YEAR

GENDER *

- ☐ MALE
- ☒ FEMALE
- ☐ TRANSGENDER

1.How much of the syllabus was covered in the class? *

- ☒ 4 – 85 to 100%
- ☐ 3 – 70 to 84%
- ☐ 2 – 55 to 69%
- ☐ 1– 30 to 54%
- ☐ 0 –Below 30%

2. How well did the teachers prepare for the classes? *

- ☒ 4 –Thoroughly
- ☐ 3 – Satisfactorily
- ☐ 2 – Poorly
- ☐ 1 – Indifferently
- ☐ 0 – Won't teach at all

3. How well were the teachers able to communicate? *

- ☒ 4 – Always effective
- ☐ 3 – Sometimes effective
- ☐ 2 – Just satisfactorily
- ☐ 1 – Generally ineffective
- ☐ 0 – Very poor communication

4. The teacher's approach to teaching can best be described as *

- ☒ 4 – Excellent
- ☐ 3 – Very good
- ☐ 2 – Good
- ☐ 1 – Fair
- ☐ 0 – Poor

5. Fairness of the internal evaluation process by the teachers *

- ☒ 4 – Always fair
- ☐ 3 – Usually fair
- ☐ 2 – Sometimes unfair
- ☐ 1 – Usually unfair
- ☐ 0 – Unfair

6. Was your performance in assignments discussed with you? *

- ☒ 4 – Every time
- ☐ 3 – Usually
- ☐ 2 – Occasionally/Sometimes
- ☐ 1 – Rarely
- ☐ 0– Never

7. The institute takes active interest in promoting internship, student exchange, field visit opportunities for students. *

- ☒ 4 – Regularly
- ☐ 3 – Often
- ☐ 2 – Sometimes
- ☐ 1 – Rarely
- ☐ 0– Never

8. The teaching and mentoring process in your institution facilitates you in cognitive, social and emotional growth. *

- ☒ 4 – Significantly
- ☐ 3 – Very well
- ☐ 2 – Moderately
- ☐ 1 – Marginally
- ☐ 0– Not at all

9. The institution provides multiple opportunities to learn and grow. *

- ☒ 4 – Strongly agree
- ☐ 3 – Agree
- ☐ 2 – Neutral
- ☐ 1 – Disagree
- ☐ 0 – Strongly disagree

10. Teachers inform you about your expected competencies, course outcomes and programme outcomes. *

- ☒ 4 – Every time
- ☐ 3 – Usually
- ☐ 2 – Occasionally/Sometimes
- ☐ 1 – Rarely
- ☐ 0 – Never

11. Your mentor does a necessary follow-up with an assigned task to you. *

- ☒ 4 – Every time
- ☐ 3 – Usually
- ☐ 2 – Occasionally/Sometimes
- ☐ 1 – Rarely
- ☐ 0 – I don't have a mentor

12. The teachers illustrate the concepts through examples and applications. *

- ☒ 4 – Every time
- ☐ 3 – Usually
- ☐ 2 – Occasionally/Sometimes
- ☐ 1 – Rarely
- ☐ 0 – Never

13. The teachers identify your strengths and encourage you with providing right level of challenges. *

- ☒ 4 – Fully
- ☐ 3 – Reasonably
- ☐ 2 – Partially
- ☐ 1 – Slightly
- ☐ 0 – Unable to

14. Teachers are able to identify your weaknesses and help you to overcome them. *

- ☒ 4 – Every time
- ☐ 3 – Usually
- ☐ 2 – Occasionally/Sometimes
- ☐ 1 – Rarely
- ☐ 0 – Never

15. The institution makes effort to engage students in the monitoring, review and continuous quality improvement of the teaching learning process. *

- ☒ 4 – Strongly agree
- ☐ 3 – Agree
- ☐ 2 – Neutral
- ☐ 1 – Disagree
- ☐ 0 – Strongly disagree

16. The institute/ teachers use student centric methods, such as experiential learning, participative learning and problem solving methodologies for enhancing learning experiences. *

- ☒ 4 – To a great extent
- ☐ 3 – Moderate
- ☐ 2 – Some what
- ☐ 1 – Very little
- ☐ 0 – Not at all

17. Teachers encourage you to participate in extracurricular activities. *

- ☒ 4 – Strongly agree
- ☐ 3 – Agree
- ☐ 2 – Neutral
- ☐ 1 – Disagree
- ☐ 0 – Strongly disagree

18. Efforts are made by the institute/ teachers to inculcate soft skills, life skills and employability skills to make you ready for the world of work. *

- ☒ 4 – To a great extent
- ☐ 3 – Moderate
- ☐ 2 – Some what
- ☐ 1 – Very little
- ☐ 0 – Not at all

19. What percentage of teachers use ICT tools such as LCD projector, Multimedia, etc. while teaching. *

- ☒ 4 – Above 90%
- ☐ 3 – 70 – 89%
- ☐ 2 – 50 – 69%
- ☐ 1 – 30 – 49%
- ☐ 0 – Below 29%

20. The overall quality of teaching-learning process in your institute is very good. *

- ☒ 4 –Strongly agree
- ☐ 3 – Agree
- ☐ 2 – Neutral
- ☐ 1 – Disagree
- ☐ 0 – Strongly disagree

21. Give suggestions to improve the overall teaching – learning experience in your institution. *

No suggestions

This content is neither created nor endorsed by Google.

Google Forms

STUDENTS FEEDBACK FOR A.Y. 2019-20

SAU. SHANTADEVI VEDPRAKASH PATIL AYURVED COLLEGE AND RESEARCH INSTITUTE

NAME OF THE STUDENT *

Jotsna Dhondiba Bhalerao

ROLL NO. *

04

EMAIL ID

Jotsnabhalerao88@gmail.com

CONTACT NO.

8805587288

YEAR OF STUDY *

- ☒ I YEAR
- ☐ II YEAR
- ☐ III YEAR
- ☐ IV YEAR

GENDER *

- ☐ MALE
- ☒ FEMALE
- ☐ TRANSGENDER

1.How much of the syllabus was covered in the class? *

- ☐ 4 – 85 to 100%
- ☒ 3 – 70 to 84%
- ☐ 2 – 55 to 69%
- ☐ 1– 30 to 54%
- ☐ 0 –Below 30%

2. How well did the teachers prepare for the classes? *

- ☐ 4 –Thoroughly
- ☒ 3 – Satisfactorily
- ☐ 2 – Poorly
- ☐ 1 – Indifferently
- ☐ 0 – Won't teach at all

3. How well were the teachers able to communicate? *

- ☒ 4 – Always effective
- ☐ 3 – Sometimes effective
- ☐ 2 – Just satisfactorily
- ☐ 1 – Generally ineffective
- ☐ 0 – Very poor communication

4. The teacher's approach to teaching can best be described as *

- ☐ 4 – Excellent
- ☒ 3 – Very good
- ☐ 2 – Good
- ☐ 1 – Fair
- ☐ 0 – Poor

5. Fairness of the internal evaluation process by the teachers *

- ☒ 4 – Always fair
- ☐ 3 – Usually fair
- ☐ 2 – Sometimes unfair
- ☐ 1 – Usually unfair
- ☐ 0 – Unfair

6. Was your performance in assignments discussed with you? *

- ☐ 4 – Every time
- ☒ 3 – Usually
- ☐ 2 – Occasionally/Sometimes
- ☐ 1 – Rarely
- ☐ 0– Never

7. The institute takes active interest in promoting internship, student exchange, field visit opportunities for students. *

- ☒ 4 – Regularly
- ☐ 3 – Often
- ☐ 2 – Sometimes
- ☐ 1 – Rarely
- ☐ 0– Never

8. The teaching and mentoring process in your institution facilitates you in cognitive, social and emotional growth. *

- ☐ 4 – Significantly
- ☒ 3 – Very well
- ☐ 2 – Moderately
- ☐ 1 – Marginally
- ☐ 0– Not at all

9. The institution provides multiple opportunities to learn and grow. *

- ☐ 4 – Strongly agree
- ☒ 3 – Agree
- ☐ 2 – Neutral
- ☐ 1 – Disagree
- ☐ 0 – Strongly disagree

10. Teachers inform you about your expected competencies, course outcomes and programme outcomes. *

- ☒ 4 – Every time
- ☐ 3 – Usually
- ☐ 2 – Occasionally/Sometimes
- ☐ 1 – Rarely
- ☐ 0 – Never

11. Your mentor does a necessary follow-up with an assigned task to you. *

- ☐ 4 – Every time
- ☒ 3 – Usually
- ☐ 2 – Occasionally/Sometimes
- ☐ 1 – Rarely
- ☐ 0 – I don't have a mentor

12. The teachers illustrate the concepts through examples and applications. *

- ☒ 4 – Every time
- ☐ 3 – Usually
- ☐ 2 – Occasionally/Sometimes
- ☐ 1 – Rarely
- ☐ 0 – Never

13. The teachers identify your strengths and encourage you with providing right level of challenges. *

- ☐ 4 – Fully
- ☒ 3 – Reasonably
- ☐ 2 – Partially
- ☐ 1 – Slightly
- ☐ 0 – Unable to

14. Teachers are able to identify your weaknesses and help you to overcome them. *

- ☒ 4 – Every time
- ☐ 3 – Usually
- ☐ 2 – Occasionally/Sometimes
- ☐ 1 – Rarely
- ☐ 0 – Never

15. The institution makes effort to engage students in the monitoring, review and continuous quality improvement of the teaching learning process. *

- ☐ 4 – Strongly agree
- ☒ 3 – Agree
- ☐ 2 – Neutral
- ☐ 1 – Disagree
- ☐ 0 – Strongly disagree

16. The institute/ teachers use student centric methods, such as experiential learning, participative learning and problem solving methodologies for enhancing learning experiences. *

- ☐ 4 – To a great extent
- ☒ 3 – Moderate
- ☐ 2 – Some what
- ☐ 1 – Very little
- ☐ 0 – Not at all

17. Teachers encourage you to participate in extracurricular activities. *

- ☐ 4 – Strongly agree
- ☒ 3 – Agree
- ☐ 2 – Neutral
- ☐ 1 – Disagree
- ☐ 0 – Strongly disagree

18. Efforts are made by the institute/ teachers to inculcate soft skills, life skills and employability skills to make you ready for the world of work. *

- ☒ 4 – To a great extent
- ☐ 3 – Moderate
- ☐ 2 – Some what
- ☐ 1 – Very little
- ☐ 0 – Not at all

19. What percentage of teachers use ICT tools such as LCD projector, Multimedia, etc. while teaching. *

- ☐ 4 – Above 90%
- ☒ 3 – 70 – 89%
- ☐ 2 – 50 – 69%
- ☐ 1 – 30 – 49%
- ☐ 0 – Below 29%

20. The overall quality of teaching-learning process in your institute is very good. *

- ☐ 4 –Strongly agree
- ☒ 3 – Agree
- ☐ 2 – Neutral
- ☐ 1 – Disagree
- ☐ 0 – Strongly disagree

21. Give suggestions to improve the overall teaching – learning experience in your institution. *

No suggestions

This content is neither created nor endorsed by Google.

Google Forms

STUDENTS FEEDBACK FOR A.Y. 2019-20

SAU. SHANTADEVI VEDPRAKASH PATIL AYURVED COLLEGE AND RESEARCH INSTITUTE

NAME OF THE STUDENT *

Kapil jadhav

ROLL NO. *

45

EMAIL ID

kapiljadhav050@gmail.com

CONTACT NO.

9370731664

YEAR OF STUDY *

- ☐ I YEAR
- ☒ II YEAR
- ☐ III YEAR
- ☐ IV YEAR

GENDER *

- ☒ MALE
- ☐ FEMALE
- ☐ TRANSGENDER

1.How much of the syllabus was covered in the class? *

- ☒ 4 – 85 to 100%
- ☐ 3 – 70 to 84%
- ☐ 2 – 55 to 69%
- ☐ 1– 30 to 54%
- ☐ 0 –Below 30%

2. How well did the teachers prepare for the classes? *

- ☒ 4 –Thoroughly
- ☐ 3 – Satisfactorily
- ☐ 2 – Poorly
- ☐ 1 – Indifferently
- ☐ 0 – Won't teach at all

3. How well were the teachers able to communicate? *

- ☒ 4 – Always effective
- ☐ 3 – Sometimes effective
- ☐ 2 – Just satisfactorily
- ☐ 1 – Generally ineffective
- ☐ 0 – Very poor communication

4. The teacher's approach to teaching can best be described as *

- ☒ 4 – Excellent
- ☐ 3 – Very good
- ☐ 2 – Good
- ☐ 1 – Fair
- ☐ 0 – Poor

5. Fairness of the internal evaluation process by the teachers *

- ☒ 4 – Always fair
- ☐ 3 – Usually fair
- ☐ 2 – Sometimes unfair
- ☐ 1 – Usually unfair
- ☐ 0 – Unfair

6. Was your performance in assignments discussed with you? *

- ☒ 4 – Every time
- ☐ 3 – Usually
- ☐ 2 – Occasionally/Sometimes
- ☐ 1 – Rarely
- ☐ 0– Never

7. The institute takes active interest in promoting internship, student exchange, field visit opportunities for students. *

- ☒ 4 – Regularly
- ☐ 3 – Often
- ☐ 2 – Sometimes
- ☐ 1 – Rarely
- ☐ 0– Never

8. The teaching and mentoring process in your institution facilitates you in cognitive, social and emotional growth. *

- ☒ 4 – Significantly
- ☐ 3 – Very well
- ☐ 2 – Moderately
- ☐ 1 – Marginally
- ☐ 0– Not at all

9. The institution provides multiple opportunities to learn and grow. *

- ☒ 4 – Strongly agree
- ☐ 3 – Agree
- ☐ 2 – Neutral
- ☐ 1 – Disagree
- ☐ 0 – Strongly disagree

10. Teachers inform you about your expected competencies, course outcomes and programme outcomes. *

- ☒ 4 – Every time
- ☐ 3 – Usually
- ☐ 2 – Occasionally/Sometimes
- ☐ 1 – Rarely
- ☐ 0 – Never

11. Your mentor does a necessary follow-up with an assigned task to you. *

- ☒ 4 – Every time
- ☐ 3 – Usually
- ☐ 2 – Occasionally/Sometimes
- ☐ 1 – Rarely
- ☐ 0 – I don't have a mentor

12. The teachers illustrate the concepts through examples and applications. *

- ☒ 4 – Every time
- ☐ 3 – Usually
- ☐ 2 – Occasionally/Sometimes
- ☐ 1 – Rarely
- ☐ 0 – Never

13. The teachers identify your strengths and encourage you with providing right level of challenges. *

- ☒ 4 – Fully
- ☐ 3 – Reasonably
- ☐ 2 – Partially
- ☐ 1 – Slightly
- ☐ 0 – Unable to

14. Teachers are able to identify your weaknesses and help you to overcome them. *

- ☒ 4 – Every time
- ☐ 3 – Usually
- ☐ 2 – Occasionally/Sometimes
- ☐ 1 – Rarely
- ☐ 0 – Never

15. The institution makes effort to engage students in the monitoring, review and continuous quality improvement of the teaching learning process. *

- ☒ 4 – Strongly agree
- ☐ 3 – Agree
- ☐ 2 – Neutral
- ☐ 1 – Disagree
- ☐ 0 – Strongly disagree

16. The institute/ teachers use student centric methods, such as experiential learning, participative learning and problem solving methodologies for enhancing learning experiences. *

- ☒ 4 – To a great extent
- ☐ 3 – Moderate
- ☐ 2 – Some what
- ☐ 1 – Very little
- ☐ 0 – Not at all

17. Teachers encourage you to participate in extracurricular activities. *

- ☒ 4 – Strongly agree
- ☐ 3 – Agree
- ☐ 2 – Neutral
- ☐ 1 – Disagree
- ☐ 0 – Strongly disagree

18. Efforts are made by the institute/ teachers to inculcate soft skills, life skills and employability skills to make you ready for the world of work. *

- ☒ 4 – To a great extent
- ☐ 3 – Moderate
- ☐ 2 – Some what
- ☐ 1 – Very little
- ☐ 0 – Not at all

19. What percentage of teachers use ICT tools such as LCD projector, Multimedia, etc. while teaching. *

- ☒ 4 – Above 90%
- ☐ 3 – 70 – 89%
- ☐ 2 – 50 – 69%
- ☐ 1 – 30 – 49%
- ☐ 0 – Below 29%

20. The overall quality of teaching-learning process in your institute is very good. *

- ☒ 4 –Strongly agree
- ☐ 3 – Agree
- ☐ 2 – Neutral
- ☐ 1 – Disagree
- ☐ 0 – Strongly disagree

21. Give suggestions to improve the overall teaching – learning experience in your institution. *

Good

This content is neither created nor endorsed by Google.

Google Forms

STUDENTS FEEDBACK FOR A.Y. 2019-20

SAU. SHANTADEVI VEDPRAKASH PATIL AYURVED COLLEGE AND RESEARCH INSTITUTE

NAME OF THE STUDENT *

Kiran Rajkumar Kale

ROLL NO. *

21

EMAIL ID

kiran30kale@gmail.com

CONTACT NO.

7972292205

YEAR OF STUDY *

- ☐ I YEAR
- ☒ II YEAR
- ☐ III YEAR
- ☐ IV YEAR

GENDER *

- ☐ MALE
- ☒ FEMALE
- ☐ TRANSGENDER

1.How much of the syllabus was covered in the class? *

- ☒ 4 – 85 to 100%
- ☐ 3 – 70 to 84%
- ☐ 2 – 55 to 69%
- ☐ 1– 30 to 54%
- ☐ 0 –Below 30%

2. How well did the teachers prepare for the classes? *

- ☒ 4 –Thoroughly
- ☐ 3 – Satisfactorily
- ☐ 2 – Poorly
- ☐ 1 – Indifferently
- ☐ 0 – Won't teach at all

3. How well were the teachers able to communicate? *

- ☒ 4 – Always effective
- ☐ 3 – Sometimes effective
- ☐ 2 – Just satisfactorily
- ☐ 1 – Generally ineffective
- ☐ 0 – Very poor communication

4. The teacher's approach to teaching can best be described as *

- ☒ 4 – Excellent
- ☐ 3 – Very good
- ☐ 2 – Good
- ☐ 1 – Fair
- ☐ 0 – Poor

5. Fairness of the internal evaluation process by the teachers *

- ☒ 4 – Always fair
- ☐ 3 – Usually fair
- ☐ 2 – Sometimes unfair
- ☐ 1 – Usually unfair
- ☐ 0 – Unfair

6. Was your performance in assignments discussed with you? *

- ☒ 4 – Every time
- ☐ 3 – Usually
- ☐ 2 – Occasionally/Sometimes
- ☐ 1 – Rarely
- ☐ 0– Never

7. The institute takes active interest in promoting internship, student exchange, field visit opportunities for students. *

- ☒ 4 – Regularly
- ☐ 3 – Often
- ☐ 2 – Sometimes
- ☐ 1 – Rarely
- ☐ 0– Never

8. The teaching and mentoring process in your institution facilitates you in cognitive, social and emotional growth. *

- ☒ 4 – Significantly
- ☐ 3 – Very well
- ☐ 2 – Moderately
- ☐ 1 – Marginally
- ☐ 0– Not at all

9. The institution provides multiple opportunities to learn and grow. *

- ☒ 4 – Strongly agree
- ☐ 3 – Agree
- ☐ 2 – Neutral
- ☐ 1 – Disagree
- ☐ 0 – Strongly disagree

10. Teachers inform you about your expected competencies, course outcomes and programme outcomes. *

- ☒ 4 – Every time
- ☐ 3 – Usually
- ☐ 2 – Occasionally/Sometimes
- ☐ 1 – Rarely
- ☐ 0 – Never

11. Your mentor does a necessary follow-up with an assigned task to you. *

- ☒ 4 – Every time
- ☐ 3 – Usually
- ☐ 2 – Occasionally/Sometimes
- ☐ 1 – Rarely
- ☐ 0 – I don't have a mentor

12. The teachers illustrate the concepts through examples and applications. *

- ☒ 4 – Every time
- ☐ 3 – Usually
- ☐ 2 – Occasionally/Sometimes
- ☐ 1 – Rarely
- ☐ 0 – Never

13. The teachers identify your strengths and encourage you with providing right level of challenges. *

- ☒ 4 – Fully
- ☐ 3 – Reasonably
- ☐ 2 – Partially
- ☐ 1 – Slightly
- ☐ 0 – Unable to

14. Teachers are able to identify your weaknesses and help you to overcome them. *

- ☒ 4 – Every time
- ☐ 3 – Usually
- ☐ 2 – Occasionally/Sometimes
- ☐ 1 – Rarely
- ☐ 0 – Never

15. The institution makes effort to engage students in the monitoring, review and continuous quality improvement of the teaching learning process. *

- ☒ 4 – Strongly agree
- ☐ 3 – Agree
- ☐ 2 – Neutral
- ☐ 1 – Disagree
- ☐ 0 – Strongly disagree

16. The institute/ teachers use student centric methods, such as experiential learning, participative learning and problem solving methodologies for enhancing learning experiences. *

- ☒ 4 – To a great extent
- ☐ 3 – Moderate
- ☐ 2 – Some what
- ☐ 1 – Very little
- ☐ 0 – Not at all

17. Teachers encourage you to participate in extracurricular activities. *

- ☒ 4 – Strongly agree
- ☐ 3 – Agree
- ☐ 2 – Neutral
- ☐ 1 – Disagree
- ☐ 0 – Strongly disagree

18. Efforts are made by the institute/ teachers to inculcate soft skills, life skills and employability skills to make you ready for the world of work. *

- ☒ 4 – To a great extent
- ☐ 3 – Moderate
- ☐ 2 – Some what
- ☐ 1 – Very little
- ☐ 0 – Not at all

19. What percentage of teachers use ICT tools such as LCD projector, Multimedia, etc. while teaching. *

- ☒ 4 – Above 90%
- ☐ 3 – 70 – 89%
- ☐ 2 – 50 – 69%
- ☐ 1 – 30 – 49%
- ☐ 0 – Below 29%

20. The overall quality of teaching-learning process in your institute is very good. *

- ☒ 4 –Strongly agree
- ☐ 3 – Agree
- ☐ 2 – Neutral
- ☐ 1 – Disagree
- ☐ 0 – Strongly disagree

21. Give suggestions to improve the overall teaching – learning experience in your institution. *

Aware frequently with dravya nd vanaspati

This content is neither created nor endorsed by Google.

Google Forms

STUDENTS FEEDBACK FOR A.Y. 2019-20

SAU. SHANTADEVI VEDPRAKASH PATIL AYURVED COLLEGE AND RESEARCH INSTITUTE

NAME OF THE STUDENT *

Gaikwad amita ankush

ROLL NO. *

12

EMAIL ID

Amitag2018@gmail.com

CONTACT NO.

9673408060

YEAR OF STUDY *

- ☐ I YEAR
- ☐ II YEAR
- ☒ III YEAR
- ☐ IV YEAR

GENDER *

- ☐ MALE
- ☒ FEMALE
- ☐ TRANSGENDER

1.How much of the syllabus was covered in the class? *

- ☐ 4 – 85 to 100%
- ☒ 3 – 70 to 84%
- ☐ 2 – 55 to 69%
- ☐ 1– 30 to 54%
- ☐ 0 –Below 30%

2. How well did the teachers prepare for the classes? *

- ☒ 4 –Thoroughly
- ☐ 3 – Satisfactorily
- ☐ 2 – Poorly
- ☐ 1 – Indifferently
- ☐ 0 – Won't teach at all

3. How well were the teachers able to communicate? *

- ☒ 4 – Always effective
- ☐ 3 – Sometimes effective
- ☐ 2 – Just satisfactorily
- ☐ 1 – Generally ineffective
- ☐ 0 – Very poor communication

4. The teacher's approach to teaching can best be described as *

- ☐ 4 – Excellent
- ☒ 3 – Very good
- ☐ 2 – Good
- ☐ 1 – Fair
- ☐ 0 – Poor

5. Fairness of the internal evaluation process by the teachers *

- ☒ 4 – Always fair
- ☐ 3 – Usually fair
- ☐ 2 – Sometimes unfair
- ☐ 1 – Usually unfair
- ☐ 0 – Unfair

6. Was your performance in assignments discussed with you? *

- ☒ 4 – Every time
- ☐ 3 – Usually
- ☐ 2 – Occasionally/Sometimes
- ☐ 1 – Rarely
- ☐ 0– Never

7. The institute takes active interest in promoting internship, student exchange, field visit opportunities for students. *

- ☐ 4 – Regularly
- ☒ 3 – Often
- ☐ 2 – Sometimes
- ☐ 1 – Rarely
- ☐ 0– Never

8. The teaching and mentoring process in your institution facilitates you in cognitive, social and emotional growth. *

- ☐ 4 – Significantly
- ☒ 3 – Very well
- ☐ 2 – Moderately
- ☐ 1 – Marginally
- ☐ 0– Not at all

9. The institution provides multiple opportunities to learn and grow. *

- ☐ 4 – Strongly agree
- ☒ 3 – Agree
- ☐ 2 – Neutral
- ☐ 1 – Disagree
- ☐ 0 – Strongly disagree

10. Teachers inform you about your expected competencies, course outcomes and programme outcomes. *

- ☒ 4 – Every time
- ☐ 3 – Usually
- ☐ 2 – Occasionally/Sometimes
- ☐ 1 – Rarely
- ☐ 0 – Never

11. Your mentor does a necessary follow-up with an assigned task to you. *

- ☐ 4 – Every time
- ☒ 3 – Usually
- ☐ 2 – Occasionally/Sometimes
- ☐ 1 – Rarely
- ☐ 0 – I don't have a mentor

12. The teachers illustrate the concepts through examples and applications. *

- ☒ 4 – Every time
- ☐ 3 – Usually
- ☐ 2 – Occasionally/Sometimes
- ☐ 1 – Rarely
- ☐ 0 – Never

13. The teachers identify your strengths and encourage you with providing right level of challenges. *

- ☐ 4 – Fully
- ☒ 3 – Reasonably
- ☐ 2 – Partially
- ☐ 1 – Slightly
- ☐ 0 – Unable to

14. Teachers are able to identify your weaknesses and help you to overcome them. *

- ☐ 4 – Every time
- ☒ 3 – Usually
- ☐ 2 – Occasionally/Sometimes
- ☐ 1 – Rarely
- ☐ 0 – Never

15. The institution makes effort to engage students in the monitoring, review and continuous quality improvement of the teaching learning process. *

- ☐ 4 – Strongly agree
- ☒ 3 – Agree
- ☐ 2 – Neutral
- ☐ 1 – Disagree
- ☐ 0 – Strongly disagree

16. The institute/ teachers use student centric methods, such as experiential learning, participative learning and problem solving methodologies for enhancing learning experiences. *

- ☐ 4 – To a great extent
- ☒ 3 – Moderate
- ☐ 2 – Some what
- ☐ 1 – Very little
- ☐ 0 – Not at all

17. Teachers encourage you to participate in extracurricular activities. *

- ☐ 4 – Strongly agree
- ☒ 3 – Agree
- ☐ 2 – Neutral
- ☐ 1 – Disagree
- ☐ 0 – Strongly disagree

18. Efforts are made by the institute/ teachers to inculcate soft skills, life skills and employability skills to make you ready for the world of work. *

- ☐ 4 – To a great extent
- ☒ 3 – Moderate
- ☐ 2 – Some what
- ☐ 1 – Very little
- ☐ 0 – Not at all

19. What percentage of teachers use ICT tools such as LCD projector, Multimedia, etc. while teaching. *

- ☐ 4 – Above 90%
- ☒ 3 – 70 – 89%
- ☐ 2 – 50 – 69%
- ☐ 1 – 30 – 49%
- ☐ 0 – Below 29%

20. The overall quality of teaching-learning process in your institute is very good. *

- ☐ 4 –Strongly agree
- ☒ 3 – Agree
- ☐ 2 – Neutral
- ☐ 1 – Disagree
- ☐ 0 – Strongly disagree

21. Give suggestions to improve the overall teaching – learning experience in your institution. *

No suggestion

This content is neither created nor endorsed by Google.

Google Forms

STUDENTS FEEDBACK FOR A.Y. 2019-20

SAU. SHANTADEVI VEDPRAKASH PATIL AYURVED COLLEGE AND RESEARCH INSTITUTE

NAME OF THE STUDENT *

Aditya Sondare

ROLL NO. *

46

EMAIL ID

adityasondare111@gmail.com

CONTACT NO.

8804559999

YEAR OF STUDY *

- ☐ I YEAR
- ☐ II YEAR
- ☒ III YEAR
- ☐ IV YEAR

GENDER *

- ☒ MALE
- ☐ FEMALE
- ☐ TRANSGENDER

1.How much of the syllabus was covered in the class? *

- ☒ 4 – 85 to 100%
- ☐ 3 – 70 to 84%
- ☐ 2 – 55 to 69%
- ☐ 1– 30 to 54%
- ☐ 0 –Below 30%

2. How well did the teachers prepare for the classes? *

- ☒ 4 –Thoroughly
- ☐ 3 – Satisfactorily
- ☐ 2 – Poorly
- ☐ 1 – Indifferently
- ☐ 0 – Won't teach at all

3. How well were the teachers able to communicate? *

- ☒ 4 – Always effective
- ☐ 3 – Sometimes effective
- ☐ 2 – Just satisfactorily
- ☐ 1 – Generally ineffective
- ☐ 0 – Very poor communication

4. The teacher's approach to teaching can best be described as *

- ☒ 4 – Excellent
- ☐ 3 – Very good
- ☐ 2 – Good
- ☐ 1 – Fair
- ☐ 0 – Poor

5. Fairness of the internal evaluation process by the teachers *

- ☒ 4 – Always fair
- ☐ 3 – Usually fair
- ☐ 2 – Sometimes unfair
- ☐ 1 – Usually unfair
- ☐ 0 – Unfair

6. Was your performance in assignments discussed with you? *

- ☒ 4 – Every time
- ☐ 3 – Usually
- ☐ 2 – Occasionally/Sometimes
- ☐ 1 – Rarely
- ☐ 0– Never

7. The institute takes active interest in promoting internship, student exchange, field visit opportunities for students. *

- ☒ 4 – Regularly
- ☐ 3 – Often
- ☐ 2 – Sometimes
- ☐ 1 – Rarely
- ☐ 0– Never

8. The teaching and mentoring process in your institution facilitates you in cognitive, social and emotional growth. *

- ☒ 4 – Significantly
- ☐ 3 – Very well
- ☐ 2 – Moderately
- ☐ 1 – Marginally
- ☐ 0– Not at all

9. The institution provides multiple opportunities to learn and grow. *

- ☒ 4 – Strongly agree
- ☐ 3 – Agree
- ☐ 2 – Neutral
- ☐ 1 – Disagree
- ☐ 0 – Strongly disagree

10. Teachers inform you about your expected competencies, course outcomes and programme outcomes. *

- ☒ 4 – Every time
- ☐ 3 – Usually
- ☐ 2 – Occasionally/Sometimes
- ☐ 1 – Rarely
- ☐ 0 – Never

11. Your mentor does a necessary follow-up with an assigned task to you. *

- ☒ 4 – Every time
- ☐ 3 – Usually
- ☐ 2 – Occasionally/Sometimes
- ☐ 1 – Rarely
- ☐ 0 – I don't have a mentor

12. The teachers illustrate the concepts through examples and applications. *

- ☒ 4 – Every time
- ☐ 3 – Usually
- ☐ 2 – Occasionally/Sometimes
- ☐ 1 – Rarely
- ☐ 0 – Never

13. The teachers identify your strengths and encourage you with providing right level of challenges. *

- ☒ 4 – Fully
- ☐ 3 – Reasonably
- ☐ 2 – Partially
- ☐ 1 – Slightly
- ☐ 0 – Unable to

14. Teachers are able to identify your weaknesses and help you to overcome them. *

- ☒ 4 – Every time
- ☐ 3 – Usually
- ☐ 2 – Occasionally/Sometimes
- ☐ 1 – Rarely
- ☐ 0 – Never

15. The institution makes effort to engage students in the monitoring, review and continuous quality improvement of the teaching learning process. *

- ☒ 4 – Strongly agree
- ☐ 3 – Agree
- ☐ 2 – Neutral
- ☐ 1 – Disagree
- ☐ 0 – Strongly disagree

16. The institute/ teachers use student centric methods, such as experiential learning, participative learning and problem solving methodologies for enhancing learning experiences. *

- ☒ 4 – To a great extent
- ☐ 3 – Moderate
- ☐ 2 – Some what
- ☐ 1 – Very little
- ☐ 0 – Not at all

17. Teachers encourage you to participate in extracurricular activities. *

- ☒ 4 – Strongly agree
- ☐ 3 – Agree
- ☐ 2 – Neutral
- ☐ 1 – Disagree
- ☐ 0 – Strongly disagree

18. Efforts are made by the institute/ teachers to inculcate soft skills, life skills and employability skills to make you ready for the world of work. *

- ☒ 4 – To a great extent
- ☐ 3 – Moderate
- ☐ 2 – Some what
- ☐ 1 – Very little
- ☐ 0 – Not at all

19. What percentage of teachers use ICT tools such as LCD projector, Multimedia, etc. while teaching. *

- ☒ 4 – Above 90%
- ☐ 3 – 70 – 89%
- ☐ 2 – 50 – 69%
- ☐ 1 – 30 – 49%
- ☐ 0 – Below 29%

20. The overall quality of teaching-learning process in your institute is very good. *

- ☒ 4 –Strongly agree
- ☐ 3 – Agree
- ☐ 2 – Neutral
- ☐ 1 – Disagree
- ☐ 0 – Strongly disagree

21. Give suggestions to improve the overall teaching – learning experience in your institution. *

Great teaching

This content is neither created nor endorsed by Google.

Google Forms

STUDENTS FEEDBACK FOR A.Y. 2019-20

SAU. SHANTADEVI VEDPRAKASH PATIL AYURVED COLLEGE AND RESEARCH INSTITUTE

NAME OF THE STUDENT *

Pujari Vaishnavi Nandkumar

ROLL NO. *

34

EMAIL ID

vnp4481@gmail.com

CONTACT NO.

8180007364

YEAR OF STUDY *

- ☐ I YEAR
- ☒ II YEAR
- ☐ III YEAR
- ☐ IV YEAR

GENDER *

- ☐ MALE
- ☒ FEMALE
- ☐ TRANSGENDER

1.How much of the syllabus was covered in the class? *

- ☐ 4 – 85 to 100%
- ☒ 3 – 70 to 84%
- ☐ 2 – 55 to 69%
- ☐ 1– 30 to 54%
- ☐ 0 –Below 30%

2. How well did the teachers prepare for the classes? *

- ☐ 4 –Thoroughly
- ☒ 3 – Satisfactorily
- ☐ 2 – Poorly
- ☐ 1 – Indifferently
- ☐ 0 – Won't teach at all

3. How well were the teachers able to communicate? *

- ☐ 4 – Always effective
- ☒ 3 – Sometimes effective
- ☐ 2 – Just satisfactorily
- ☐ 1 – Generally ineffective
- ☐ 0 – Very poor communication

4. The teacher's approach to teaching can best be described as *

- ☒ 4 – Excellent
- ☐ 3 – Very good
- ☐ 2 – Good
- ☐ 1 – Fair
- ☐ 0 – Poor

5. Fairness of the internal evaluation process by the teachers *

- ☒ 4 – Always fair
- ☐ 3 – Usually fair
- ☐ 2 – Sometimes unfair
- ☐ 1 – Usually unfair
- ☐ 0 – Unfair

6. Was your performance in assignments discussed with you? *

- ☒ 4 – Every time
- ☐ 3 – Usually
- ☐ 2 – Occasionally/Sometimes
- ☐ 1 – Rarely
- ☐ 0– Never

7. The institute takes active interest in promoting internship, student exchange, field visit opportunities for students. *

- ☒ 4 – Regularly
- ☐ 3 – Often
- ☐ 2 – Sometimes
- ☐ 1 – Rarely
- ☐ 0– Never

8. The teaching and mentoring process in your institution facilitates you in cognitive, social and emotional growth. *

- ☐ 4 – Significantly
- ☒ 3 – Very well
- ☐ 2 – Moderately
- ☐ 1 – Marginally
- ☐ 0– Not at all

9. The institution provides multiple opportunities to learn and grow. *

- ☐ 4 – Strongly agree
- ☒ 3 – Agree
- ☐ 2 – Neutral
- ☐ 1 – Disagree
- ☐ 0 – Strongly disagree

10. Teachers inform you about your expected competencies, course outcomes and programme outcomes. *

- ☐ 4 – Every time
- ☒ 3 – Usually
- ☐ 2 – Occasionally/Sometimes
- ☐ 1 – Rarely
- ☐ 0 – Never

11. Your mentor does a necessary follow-up with an assigned task to you. *

- ☒ 4 – Every time
- ☐ 3 – Usually
- ☐ 2 – Occasionally/Sometimes
- ☐ 1 – Rarely
- ☐ 0 – I don't have a mentor

12. The teachers illustrate the concepts through examples and applications. *

- ☒ 4 – Every time
- ☐ 3 – Usually
- ☐ 2 – Occasionally/Sometimes
- ☐ 1 – Rarely
- ☐ 0 – Never

13. The teachers identify your strengths and encourage you with providing right level of challenges. *

- ☒ 4 – Fully
- ☐ 3 – Reasonably
- ☐ 2 – Partially
- ☐ 1 – Slightly
- ☐ 0 – Unable to

14. Teachers are able to identify your weaknesses and help you to overcome them. *

- ☐ 4 – Every time
- ☒ 3 – Usually
- ☐ 2 – Occasionally/Sometimes
- ☐ 1 – Rarely
- ☐ 0 – Never

15. The institution makes effort to engage students in the monitoring, review and continuous quality improvement of the teaching learning process. *

- ☒ 4 – Strongly agree
- ☐ 3 – Agree
- ☐ 2 – Neutral
- ☐ 1 – Disagree
- ☐ 0 – Strongly disagree

16. The institute/ teachers use student centric methods, such as experiential learning, participative learning and problem solving methodologies for enhancing learning experiences. *

- ☒ 4 – To a great extent
- ☐ 3 – Moderate
- ☐ 2 – Some what
- ☐ 1 – Very little
- ☐ 0 – Not at all

17. Teachers encourage you to participate in extracurricular activities. *

- ☒ 4 – Strongly agree
- ☐ 3 – Agree
- ☐ 2 – Neutral
- ☐ 1 – Disagree
- ☐ 0 – Strongly disagree

18. Efforts are made by the institute/ teachers to inculcate soft skills, life skills and employability skills to make you ready for the world of work. *

- ☐ 4 – To a great extent
- ☒ 3 – Moderate
- ☐ 2 – Some what
- ☐ 1 – Very little
- ☐ 0 – Not at all

19. What percentage of teachers use ICT tools such as LCD projector, Multimedia, etc. while teaching. *

- ☐ 4 – Above 90%
- ☒ 3 – 70 – 89%
- ☐ 2 – 50 – 69%
- ☐ 1 – 30 – 49%
- ☐ 0 – Below 29%

20. The overall quality of teaching-learning process in your institute is very good. *

- ☒ 4 –Strongly agree
- ☐ 3 – Agree
- ☐ 2 – Neutral
- ☐ 1 – Disagree
- ☐ 0 – Strongly disagree

21. Give suggestions to improve the overall teaching – learning experience in your institution. *

Good

This content is neither created nor endorsed by Google.

Google Forms

STUDENTS FEEDBACK FOR A.Y. 2020-21

SAU. SHANTADEVI VEDPRAKASH PATIL AYURVED COLLEGE AND RESEARCH INSTITUTE

NAME OF THE STUDENT *

Akash Madhukar Chavan

ROLL NO. *

1

EMAIL ID

ac9498878@gmail.com

CONTACT NO.

7385050229

YEAR OF STUDY *

- ☐ I YEAR
- ☐ II YEAR
- ☐ III YEAR
- ☒ IV YEAR

GENDER *

- ☒ MALE
- ☐ FEMALE
- ☐ TRANSGENDER

1.How much of the syllabus was covered in the class? *

- ☒ 4 – 85 to 100%
- ☐ 3 – 70 to 84%
- ☐ 2 – 55 to 69%
- ☐ 1– 30 to 54%
- ☐ 0 –Below 30%

2. How well did the teachers prepare for the classes? *

- ☒ 4 –Thoroughly
- ☐ 3 – Satisfactorily
- ☐ 2 – Poorly
- ☐ 1 – Indifferently
- ☐ 0 – Won't teach at all

3. How well were the teachers able to communicate? *

- ☒ 4 – Always effective
- ☐ 3 – Sometimes effective
- ☐ 2 – Just satisfactorily
- ☐ 1 – Generally ineffective
- ☐ 0 – Very poor communication

4. The teacher's approach to teaching can best be described as *

- ☒ 4 – Excellent
- ☐ 3 – Very good
- ☐ 2 – Good
- ☐ 1 – Fair
- ☐ 0 – Poor

5. Fairness of the internal evaluation process by the teachers *

- ☒ 4 – Always fair
- ☐ 3 – Usually fair
- ☐ 2 – Sometimes unfair
- ☐ 1 – Usually unfair
- ☐ 0 – Unfair

6. Was your performance in assignments discussed with you? *

- ☒ 4 – Every time
- ☐ 3 – Usually
- ☐ 2 – Occasionally/Sometimes
- ☐ 1 – Rarely
- ☐ 0– Never

7. The institute takes active interest in promoting internship, student exchange, field visit opportunities for students. *

- ☒ 4 – Regularly
- ☐ 3 – Often
- ☐ 2 – Sometimes
- ☐ 1 – Rarely
- ☐ 0– Never

8. The teaching and mentoring process in your institution facilitates you in cognitive, social and emotional growth. *

- ☒ 4 – Significantly
- ☐ 3 – Very well
- ☐ 2 – Moderately
- ☐ 1 – Marginally
- ☐ 0– Not at all

9. The institution provides multiple opportunities to learn and grow. *

- ☒ 4 – Strongly agree
- ☐ 3 – Agree
- ☐ 2 – Neutral
- ☐ 1 – Disagree
- ☐ 0 – Strongly disagree

10. Teachers inform you about your expected competencies, course outcomes and programme outcomes. *

- ☒ 4 – Every time
- ☐ 3 – Usually
- ☐ 2 – Occasionally/Sometimes
- ☐ 1 – Rarely
- ☐ 0 – Never

11. Your mentor does a necessary follow-up with an assigned task to you. *

- ☒ 4 – Every time
- ☐ 3 – Usually
- ☐ 2 – Occasionally/Sometimes
- ☐ 1 – Rarely
- ☐ 0 – I don't have a mentor

12. The teachers illustrate the concepts through examples and applications. *

- ☒ 4 – Every time
- ☐ 3 – Usually
- ☐ 2 – Occasionally/Sometimes
- ☐ 1 – Rarely
- ☐ 0 – Never

13. The teachers identify your strengths and encourage you with providing right level of challenges. *

- ☒ 4 – Fully
- ☐ 3 – Reasonably
- ☐ 2 – Partially
- ☐ 1 – Slightly
- ☐ 0 – Unable to

14. Teachers are able to identify your weaknesses and help you to overcome them. *

- ☒ 4 – Every time
- ☐ 3 – Usually
- ☐ 2 – Occasionally/Sometimes
- ☐ 1 – Rarely
- ☐ 0 – Never

15. The institution makes effort to engage students in the monitoring, review and continuous quality improvement of the teaching learning process. *

- ☒ 4 – Strongly agree
- ☐ 3 – Agree
- ☐ 2 – Neutral
- ☐ 1 – Disagree
- ☐ 0 – Strongly disagree

16. The institute/ teachers use student centric methods, such as experiential learning, participative learning and problem solving methodologies for enhancing learning experiences. *

- ☒ 4 – To a great extent
- ☐ 3 – Moderate
- ☐ 2 – Some what
- ☐ 1 – Very little
- ☐ 0 – Not at all

17. Teachers encourage you to participate in extracurricular activities. *

- ☒ 4 – Strongly agree
- ☐ 3 – Agree
- ☐ 2 – Neutral
- ☐ 1 – Disagree
- ☐ 0 – Strongly disagree

18. Efforts are made by the institute/ teachers to inculcate soft skills, life skills and employability skills to make you ready for the world of work. *

- ☒ 4 – To a great extent
- ☐ 3 – Moderate
- ☐ 2 – Some what
- ☐ 1 – Very little
- ☐ 0 – Not at all

19. What percentage of teachers use ICT tools such as LCD projector, Multimedia, etc. while teaching. *

- ☒ 4 – Above 90%
- ☐ 3 – 70 – 89%
- ☐ 2 – 50 – 69%
- ☐ 1 – 30 – 49%
- ☐ 0 – Below 29%

20. The overall quality of teaching-learning process in your institute is very good. *

- ☒ 4 –Strongly agree
- ☐ 3 – Agree
- ☐ 2 – Neutral
- ☐ 1 – Disagree
- ☐ 0 – Strongly disagree

21. Give suggestions to improve the overall teaching – learning experience in your institution. *

No need of suggestions

This content is neither created nor endorsed by Google.

Google Forms

STUDENTS FEEDBACK FOR A.Y. 2020-21

SAU. SHANTADEVI VEDPRAKASH PATIL AYURVED COLLEGE AND RESEARCH INSTITUTE

NAME OF THE STUDENT *

Omkar Gopalrao Lad

ROLL NO. *

21

EMAIL ID

ladomkar05@gmail.com

CONTACT NO.

7775050191

YEAR OF STUDY *

- ☐ I YEAR
- ☐ II YEAR
- ☐ III YEAR
- ☒ IV YEAR

GENDER *

- ☒ MALE
- ☐ FEMALE
- ☐ TRANSGENDER

1.How much of the syllabus was covered in the class? *

- ☒ 4 – 85 to 100%
- ☐ 3 – 70 to 84%
- ☐ 2 – 55 to 69%
- ☐ 1– 30 to 54%
- ☐ 0 –Below 30%

2. How well did the teachers prepare for the classes? *

- ☒ 4 –Thoroughly
- ☐ 3 – Satisfactorily
- ☐ 2 – Poorly
- ☐ 1 – Indifferently
- ☐ 0 – Won't teach at all

3. How well were the teachers able to communicate? *

- ☒ 4 – Always effective
- ☐ 3 – Sometimes effective
- ☐ 2 – Just satisfactorily
- ☐ 1 – Generally ineffective
- ☐ 0 – Very poor communication

4. The teacher's approach to teaching can best be described as *

- ☒ 4 – Excellent
- ☐ 3 – Very good
- ☐ 2 – Good
- ☐ 1 – Fair
- ☐ 0 – Poor

5. Fairness of the internal evaluation process by the teachers *

- ☒ 4 – Always fair
- ☐ 3 – Usually fair
- ☐ 2 – Sometimes unfair
- ☐ 1 – Usually unfair
- ☐ 0 – Unfair

6. Was your performance in assignments discussed with you? *

- ☒ 4 – Every time
- ☐ 3 – Usually
- ☐ 2 – Occasionally/Sometimes
- ☐ 1 – Rarely
- ☐ 0– Never

7. The institute takes active interest in promoting internship, student exchange, field visit opportunities for students. *

- ☒ 4 – Regularly
- ☐ 3 – Often
- ☐ 2 – Sometimes
- ☐ 1 – Rarely
- ☐ 0– Never

8. The teaching and mentoring process in your institution facilitates you in cognitive, social and emotional growth. *

- ☒ 4 – Significantly
- ☐ 3 – Very well
- ☐ 2 – Moderately
- ☐ 1 – Marginally
- ☐ 0– Not at all

9. The institution provides multiple opportunities to learn and grow. *

- ☒ 4 – Strongly agree
- ☐ 3 – Agree
- ☐ 2 – Neutral
- ☐ 1 – Disagree
- ☐ 0 – Strongly disagree

10. Teachers inform you about your expected competencies, course outcomes and programme outcomes. *

- ☒ 4 – Every time
- ☐ 3 – Usually
- ☐ 2 – Occasionally/Sometimes
- ☐ 1 – Rarely
- ☐ 0 – Never

11. Your mentor does a necessary follow-up with an assigned task to you. *

- ☒ 4 – Every time
- ☐ 3 – Usually
- ☐ 2 – Occasionally/Sometimes
- ☐ 1 – Rarely
- ☐ 0 – I don't have a mentor

12. The teachers illustrate the concepts through examples and applications. *

- ☒ 4 – Every time
- ☐ 3 – Usually
- ☐ 2 – Occasionally/Sometimes
- ☐ 1 – Rarely
- ☐ 0 – Never

13. The teachers identify your strengths and encourage you with providing right level of challenges. *

- ☒ 4 – Fully
- ☐ 3 – Reasonably
- ☐ 2 – Partially
- ☐ 1 – Slightly
- ☐ 0 – Unable to

14. Teachers are able to identify your weaknesses and help you to overcome them. *

- ☒ 4 – Every time
- ☐ 3 – Usually
- ☐ 2 – Occasionally/Sometimes
- ☐ 1 – Rarely
- ☐ 0 – Never

15. The institution makes effort to engage students in the monitoring, review and continuous quality improvement of the teaching learning process. *

- ☒ 4 – Strongly agree
- ☐ 3 – Agree
- ☐ 2 – Neutral
- ☐ 1 – Disagree
- ☐ 0 – Strongly disagree

16. The institute/ teachers use student centric methods, such as experiential learning, participative learning and problem solving methodologies for enhancing learning experiences. *

- ☒ 4 – To a great extent
- ☐ 3 – Moderate
- ☐ 2 – Some what
- ☐ 1 – Very little
- ☐ 0 – Not at all

17. Teachers encourage you to participate in extracurricular activities. *

- ☒ 4 – Strongly agree
- ☐ 3 – Agree
- ☐ 2 – Neutral
- ☐ 1 – Disagree
- ☐ 0 – Strongly disagree

18. Efforts are made by the institute/ teachers to inculcate soft skills, life skills and employability skills to make you ready for the world of work. *

- ☒ 4 – To a great extent
- ☐ 3 – Moderate
- ☐ 2 – Some what
- ☐ 1 – Very little
- ☐ 0 – Not at all

19. What percentage of teachers use ICT tools such as LCD projector, Multimedia, etc. while teaching. *

- ☒ 4 – Above 90%
- ☐ 3 – 70 – 89%
- ☐ 2 – 50 – 69%
- ☐ 1 – 30 – 49%
- ☐ 0 – Below 29%

20. The overall quality of teaching-learning process in your institute is very good. *

- ☒ 4 –Strongly agree
- ☐ 3 – Agree
- ☐ 2 – Neutral
- ☐ 1 – Disagree
- ☐ 0 – Strongly disagree

21. Give suggestions to improve the overall teaching – learning experience in your institution. *

No space for improvement its amazing.

This content is neither created nor endorsed by Google.

Google Forms

STUDENTS FEEDBACK FOR A.Y. 2020-21

SAU. SHANTADEVI VEDPRAKASH PATIL AYURVED COLLEGE AND RESEARCH INSTITUTE

NAME OF THE STUDENT *

Anuradha Shrihari Tarate

ROLL NO. *

27

EMAIL ID

anuradhatarate@gmail.com

CONTACT NO.

7414960030

YEAR OF STUDY *

- ☐ I YEAR
- ☐ II YEAR
- ☐ III YEAR
- ☒ IV YEAR

GENDER *

- ☐ MALE
- ☒ FEMALE
- ☐ TRANSGENDER

1.How much of the syllabus was covered in the class? *

- ☐ 4 – 85 to 100%
- ☒ 3 – 70 to 84%
- ☐ 2 – 55 to 69%
- ☐ 1– 30 to 54%
- ☐ 0 –Below 30%

2. How well did the teachers prepare for the classes? *

- ☒ 4 –Thoroughly
- ☐ 3 – Satisfactorily
- ☐ 2 – Poorly
- ☐ 1 – Indifferently
- ☐ 0 – Won't teach at all

3. How well were the teachers able to communicate? *

- ☒ 4 – Always effective
- ☐ 3 – Sometimes effective
- ☐ 2 – Just satisfactorily
- ☐ 1 – Generally ineffective
- ☐ 0 – Very poor communication

4. The teacher's approach to teaching can best be described as *

- ☒ 4 – Excellent
- ☐ 3 – Very good
- ☐ 2 – Good
- ☐ 1 – Fair
- ☐ 0 – Poor

5. Fairness of the internal evaluation process by the teachers *

- ☒ 4 – Always fair
- ☐ 3 – Usually fair
- ☐ 2 – Sometimes unfair
- ☐ 1 – Usually unfair
- ☐ 0 – Unfair

6. Was your performance in assignments discussed with you? *

- ☒ 4 – Every time
- ☐ 3 – Usually
- ☐ 2 – Occasionally/Sometimes
- ☐ 1 – Rarely
- ☐ 0– Never

7. The institute takes active interest in promoting internship, student exchange, field visit opportunities for students. *

- ☒ 4 – Regularly
- ☐ 3 – Often
- ☐ 2 – Sometimes
- ☐ 1 – Rarely
- ☐ 0– Never

8. The teaching and mentoring process in your institution facilitates you in cognitive, social and emotional growth. *

- ☒ 4 – Significantly
- ☐ 3 – Very well
- ☐ 2 – Moderately
- ☐ 1 – Marginally
- ☐ 0– Not at all

9. The institution provides multiple opportunities to learn and grow. *

- ☒ 4 – Strongly agree
- ☐ 3 – Agree
- ☐ 2 – Neutral
- ☐ 1 – Disagree
- ☐ 0 – Strongly disagree

10. Teachers inform you about your expected competencies, course outcomes and programme outcomes. *

- ☒ 4 – Every time
- ☐ 3 – Usually
- ☐ 2 – Occasionally/Sometimes
- ☐ 1 – Rarely
- ☐ 0 – Never

11. Your mentor does a necessary follow-up with an assigned task to you. *

- ☒ 4 – Every time
- ☐ 3 – Usually
- ☐ 2 – Occasionally/Sometimes
- ☐ 1 – Rarely
- ☐ 0 – I don't have a mentor

12. The teachers illustrate the concepts through examples and applications. *

- ☒ 4 – Every time
- ☐ 3 – Usually
- ☐ 2 – Occasionally/Sometimes
- ☐ 1 – Rarely
- ☐ 0 – Never

13. The teachers identify your strengths and encourage you with providing right level of challenges. *

- ☒ 4 – Fully
- ☐ 3 – Reasonably
- ☐ 2 – Partially
- ☐ 1 – Slightly
- ☐ 0 – Unable to

14. Teachers are able to identify your weaknesses and help you to overcome them. *

- ☒ 4 – Every time
- ☐ 3 – Usually
- ☐ 2 – Occasionally/Sometimes
- ☐ 1 – Rarely
- ☐ 0 – Never

15. The institution makes effort to engage students in the monitoring, review and continuous quality improvement of the teaching learning process. *

- ☒ 4 – Strongly agree
- ☐ 3 – Agree
- ☐ 2 – Neutral
- ☐ 1 – Disagree
- ☐ 0 – Strongly disagree

16. The institute/ teachers use student centric methods, such as experiential learning, participative learning and problem solving methodologies for enhancing learning experiences. *

- ☒ 4 – To a great extent
- ☐ 3 – Moderate
- ☐ 2 – Some what
- ☐ 1 – Very little
- ☐ 0 – Not at all

17. Teachers encourage you to participate in extracurricular activities. *

- ☒ 4 – Strongly agree
- ☐ 3 – Agree
- ☐ 2 – Neutral
- ☐ 1 – Disagree
- ☐ 0 – Strongly disagree

18. Efforts are made by the institute/ teachers to inculcate soft skills, life skills and employability skills to make you ready for the world of work. *

- ☒ 4 – To a great extent
- ☐ 3 – Moderate
- ☐ 2 – Some what
- ☐ 1 – Very little
- ☐ 0 – Not at all

19. What percentage of teachers use ICT tools such as LCD projector, Multimedia, etc. while teaching. *

- ☐ 4 – Above 90%
- ☒ 3 – 70 – 89%
- ☐ 2 – 50 – 69%
- ☐ 1 – 30 – 49%
- ☐ 0 – Below 29%

20. The overall quality of teaching-learning process in your institute is very good. *

- ☒ 4 –Strongly agree
- ☐ 3 – Agree
- ☐ 2 – Neutral
- ☐ 1 – Disagree
- ☐ 0 – Strongly disagree

21. Give suggestions to improve the overall teaching – learning experience in your institution. *

Very good teaching

This content is neither created nor endorsed by Google.

Google Forms

STUDENTS FEEDBACK FOR A.Y. 2020-21

SAU. SHANTADEVI VEDPRAKASH PATIL AYURVED COLLEGE AND RESEARCH INSTITUTE

NAME OF THE STUDENT *

Shubhangi lende

ROLL NO. *

25

EMAIL ID

shubhangilende001@gmail.com

CONTACT NO.

7517428439

YEAR OF STUDY *

- ☐ I YEAR
- ☒ II YEAR
- ☐ III YEAR
- ☐ IV YEAR

GENDER *

- ☐ MALE
- ☒ FEMALE
- ☐ TRANSGENDER

1.How much of the syllabus was covered in the class? *

- ☐ 4 – 85 to 100%
- ☒ 3 – 70 to 84%
- ☐ 2 – 55 to 69%
- ☐ 1– 30 to 54%
- ☐ 0 –Below 30%

2. How well did the teachers prepare for the classes? *

- ☒ 4 –Thoroughly
- ☐ 3 – Satisfactorily
- ☐ 2 – Poorly
- ☐ 1 – Indifferently
- ☐ 0 – Won't teach at all

3. How well were the teachers able to communicate? *

- ☒ 4 – Always effective
- ☐ 3 – Sometimes effective
- ☐ 2 – Just satisfactorily
- ☐ 1 – Generally ineffective
- ☐ 0 – Very poor communication

4. The teacher's approach to teaching can best be described as *

- ☐ 4 – Excellent
- ☒ 3 – Very good
- ☐ 2 – Good
- ☐ 1 – Fair
- ☐ 0 – Poor

5. Fairness of the internal evaluation process by the teachers *

- ☒ 4 – Always fair
- ☐ 3 – Usually fair
- ☐ 2 – Sometimes unfair
- ☐ 1 – Usually unfair
- ☐ 0 – Unfair

6. Was your performance in assignments discussed with you? *

- ☒ 4 – Every time
- ☐ 3 – Usually
- ☐ 2 – Occasionally/Sometimes
- ☐ 1 – Rarely
- ☐ 0– Never

7. The institute takes active interest in promoting internship, student exchange, field visit opportunities for students. *

- ☒ 4 – Regularly
- ☐ 3 – Often
- ☐ 2 – Sometimes
- ☐ 1 – Rarely
- ☐ 0– Never

8. The teaching and mentoring process in your institution facilitates you in cognitive, social and emotional growth. *

- ☒ 4 – Significantly
- ☐ 3 – Very well
- ☐ 2 – Moderately
- ☐ 1 – Marginally
- ☐ 0– Not at all

9. The institution provides multiple opportunities to learn and grow. *

- ☒ 4 – Strongly agree
- ☐ 3 – Agree
- ☐ 2 – Neutral
- ☐ 1 – Disagree
- ☐ 0 – Strongly disagree

10. Teachers inform you about your expected competencies, course outcomes and programme outcomes. *

- ☐ 4 – Every time
- ☒ 3 – Usually
- ☐ 2 – Occasionally/Sometimes
- ☐ 1 – Rarely
- ☐ 0 – Never

11. Your mentor does a necessary follow-up with an assigned task to you. *

- ☒ 4 – Every time
- ☐ 3 – Usually
- ☐ 2 – Occasionally/Sometimes
- ☐ 1 – Rarely
- ☐ 0 – I don't have a mentor

12. The teachers illustrate the concepts through examples and applications. *

- ☐ 4 – Every time
- ☒ 3 – Usually
- ☐ 2 – Occasionally/Sometimes
- ☐ 1 – Rarely
- ☐ 0 – Never

13. The teachers identify your strengths and encourage you with providing right level of challenges. *

- ☒ 4 – Fully
- ☐ 3 – Reasonably
- ☐ 2 – Partially
- ☐ 1 – Slightly
- ☐ 0 – Unable to

14. Teachers are able to identify your weaknesses and help you to overcome them. *

- ☒ 4 – Every time
- ☐ 3 – Usually
- ☐ 2 – Occasionally/Sometimes
- ☐ 1 – Rarely
- ☐ 0 – Never

15. The institution makes effort to engage students in the monitoring, review and continuous quality improvement of the teaching learning process. *

- ☒ 4 – Strongly agree
- ☐ 3 – Agree
- ☐ 2 – Neutral
- ☐ 1 – Disagree
- ☐ 0 – Strongly disagree

16. The institute/ teachers use student centric methods, such as experiential learning, participative learning and problem solving methodologies for enhancing learning experiences. *

- ☒ 4 – To a great extent
- ☐ 3 – Moderate
- ☐ 2 – Some what
- ☐ 1 – Very little
- ☐ 0 – Not at all

17. Teachers encourage you to participate in extracurricular activities. *

- ☒ 4 – Strongly agree
- ☐ 3 – Agree
- ☐ 2 – Neutral
- ☐ 1 – Disagree
- ☐ 0 – Strongly disagree

18. Efforts are made by the institute/ teachers to inculcate soft skills, life skills and employability skills to make you ready for the world of work. *

- ☐ 4 – To a great extent
- ☒ 3 – Moderate
- ☐ 2 – Some what
- ☐ 1 – Very little
- ☐ 0 – Not at all

19. What percentage of teachers use ICT tools such as LCD projector, Multimedia, etc. while teaching. *

- ☐ 4 – Above 90%
- ☒ 3 – 70 – 89%
- ☐ 2 – 50 – 69%
- ☐ 1 – 30 – 49%
- ☐ 0 – Below 29%

20. The overall quality of teaching-learning process in your institute is very good. *

- ☒ 4 –Strongly agree
- ☐ 3 – Agree
- ☐ 2 – Neutral
- ☐ 1 – Disagree
- ☐ 0 – Strongly disagree

21. Give suggestions to improve the overall teaching – learning experience in your institution. *

No suggestions every thing is good

This content is neither created nor endorsed by Google.

Google Forms

STUDENTS FEEDBACK FOR A.Y. 2020-21

SAU. SHANTADEVI VEDPRAKASH PATIL AYURVED COLLEGE AND RESEARCH INSTITUTE

NAME OF THE STUDENT *

Kiran Munjaji Kadam

ROLL NO. *

21

EMAIL ID

kadamkiran7972@gmail.com

CONTACT NO.

7972902444

YEAR OF STUDY *

- ☐ I YEAR
- ☒ II YEAR
- ☐ III YEAR
- ☐ IV YEAR

GENDER *

- ☒ MALE
- ☐ FEMALE
- ☐ TRANSGENDER

1.How much of the syllabus was covered in the class? *

- ☐ 4 – 85 to 100%
- ☒ 3 – 70 to 84%
- ☐ 2 – 55 to 69%
- ☐ 1– 30 to 54%
- ☐ 0 –Below 30%

2. How well did the teachers prepare for the classes? *

- ☒ 4 –Thoroughly
- ☐ 3 – Satisfactorily
- ☐ 2 – Poorly
- ☐ 1 – Indifferently
- ☐ 0 – Won't teach at all

3. How well were the teachers able to communicate? *

- ☒ 4 – Always effective
- ☐ 3 – Sometimes effective
- ☐ 2 – Just satisfactorily
- ☐ 1 – Generally ineffective
- ☐ 0 – Very poor communication

4. The teacher's approach to teaching can best be described as *

- ☒ 4 – Excellent
- ☐ 3 – Very good
- ☐ 2 – Good
- ☐ 1 – Fair
- ☐ 0 – Poor

5. Fairness of the internal evaluation process by the teachers *

- ☒ 4 – Always fair
- ☐ 3 – Usually fair
- ☐ 2 – Sometimes unfair
- ☐ 1 – Usually unfair
- ☐ 0 – Unfair

6. Was your performance in assignments discussed with you? *

- ☒ 4 – Every time
- ☐ 3 – Usually
- ☐ 2 – Occasionally/Sometimes
- ☐ 1 – Rarely
- ☐ 0– Never

7. The institute takes active interest in promoting internship, student exchange, field visit opportunities for students. *

- ☒ 4 – Regularly
- ☐ 3 – Often
- ☐ 2 – Sometimes
- ☐ 1 – Rarely
- ☐ 0– Never

8. The teaching and mentoring process in your institution facilitates you in cognitive, social and emotional growth. *

- ☒ 4 – Significantly
- ☐ 3 – Very well
- ☐ 2 – Moderately
- ☐ 1 – Marginally
- ☐ 0– Not at all

9. The institution provides multiple opportunities to learn and grow. *

- ☒ 4 – Strongly agree
- ☐ 3 – Agree
- ☐ 2 – Neutral
- ☐ 1 – Disagree
- ☐ 0 – Strongly disagree

10. Teachers inform you about your expected competencies, course outcomes and programme outcomes. *

- ☒ 4 – Every time
- ☐ 3 – Usually
- ☐ 2 – Occasionally/Sometimes
- ☐ 1 – Rarely
- ☐ 0 – Never

11. Your mentor does a necessary follow-up with an assigned task to you. *

- ☒ 4 – Every time
- ☐ 3 – Usually
- ☐ 2 – Occasionally/Sometimes
- ☐ 1 – Rarely
- ☐ 0 – I don't have a mentor

12. The teachers illustrate the concepts through examples and applications. *

- ☒ 4 – Every time
- ☐ 3 – Usually
- ☐ 2 – Occasionally/Sometimes
- ☐ 1 – Rarely
- ☐ 0 – Never

13. The teachers identify your strengths and encourage you with providing right level of challenges. *

- ☐ 4 – Fully
- ☒ 3 – Reasonably
- ☐ 2 – Partially
- ☐ 1 – Slightly
- ☐ 0 – Unable to

14. Teachers are able to identify your weaknesses and help you to overcome them. *

- ☒ 4 – Every time
- ☐ 3 – Usually
- ☐ 2 – Occasionally/Sometimes
- ☐ 1 – Rarely
- ☐ 0 – Never

15. The institution makes effort to engage students in the monitoring, review and continuous quality improvement of the teaching learning process. *

- ☒ 4 – Strongly agree
- ☐ 3 – Agree
- ☐ 2 – Neutral
- ☐ 1 – Disagree
- ☐ 0 – Strongly disagree

16. The institute/ teachers use student centric methods, such as experiential learning, participative learning and problem solving methodologies for enhancing learning experiences. *

- ☒ 4 – To a great extent
- ☐ 3 – Moderate
- ☐ 2 – Some what
- ☐ 1 – Very little
- ☐ 0 – Not at all

17. Teachers encourage you to participate in extracurricular activities. *

- ☒ 4 – Strongly agree
- ☐ 3 – Agree
- ☐ 2 – Neutral
- ☐ 1 – Disagree
- ☐ 0 – Strongly disagree

18. Efforts are made by the institute/ teachers to inculcate soft skills, life skills and employability skills to make you ready for the world of work. *

- ☐ 4 – To a great extent
- ☒ 3 – Moderate
- ☐ 2 – Some what
- ☐ 1 – Very little
- ☐ 0 – Not at all

19. What percentage of teachers use ICT tools such as LCD projector, Multimedia, etc. while teaching. *

- ☒ 4 – Above 90%
- ☐ 3 – 70 – 89%
- ☐ 2 – 50 – 69%
- ☐ 1 – 30 – 49%
- ☐ 0 – Below 29%

20. The overall quality of teaching-learning process in your institute is very good. *

- ☒ 4 –Strongly agree
- ☐ 3 – Agree
- ☐ 2 – Neutral
- ☐ 1 – Disagree
- ☐ 0 – Strongly disagree

21. Give suggestions to improve the overall teaching – learning experience in your institution. *

No comments

This content is neither created nor endorsed by Google.

Google Forms

STUDENTS FEEDBACK FOR A.Y. 2020-21

SAU. SHANTADEVI VEDPRAKASH PATIL AYURVED COLLEGE AND RESEARCH INSTITUTE

NAME OF THE STUDENT *

Damane Pooja Nagnath

ROLL NO. *

10

EMAIL ID

damanepooja2000@gmail.com

CONTACT NO.

9923885829

YEAR OF STUDY *

- ☐ I YEAR
- ☒ II YEAR
- ☐ III YEAR
- ☐ IV YEAR

GENDER *

- ☐ MALE
- ☒ FEMALE
- ☐ TRANSGENDER

1.How much of the syllabus was covered in the class? *

- ☒ 4 – 85 to 100%
- ☐ 3 – 70 to 84%
- ☐ 2 – 55 to 69%
- ☐ 1– 30 to 54%
- ☐ 0 –Below 30%

2. How well did the teachers prepare for the classes? *

- ☒ 4 –Thoroughly
- ☐ 3 – Satisfactorily
- ☐ 2 – Poorly
- ☐ 1 – Indifferently
- ☐ 0 – Won't teach at all

3. How well were the teachers able to communicate? *

- ☒ 4 – Always effective
- ☐ 3 – Sometimes effective
- ☐ 2 – Just satisfactorily
- ☐ 1 – Generally ineffective
- ☐ 0 – Very poor communication

4. The teacher's approach to teaching can best be described as *

- ☒ 4 – Excellent
- ☐ 3 – Very good
- ☐ 2 – Good
- ☐ 1 – Fair
- ☐ 0 – Poor

5. Fairness of the internal evaluation process by the teachers *

- ☒ 4 – Always fair
- ☐ 3 – Usually fair
- ☐ 2 – Sometimes unfair
- ☐ 1 – Usually unfair
- ☐ 0 – Unfair

6. Was your performance in assignments discussed with you? *

- ☒ 4 – Every time
- ☐ 3 – Usually
- ☐ 2 – Occasionally/Sometimes
- ☐ 1 – Rarely
- ☐ 0– Never

7. The institute takes active interest in promoting internship, student exchange, field visit opportunities for students. *

- ☒ 4 – Regularly
- ☐ 3 – Often
- ☐ 2 – Sometimes
- ☐ 1 – Rarely
- ☐ 0– Never

8. The teaching and mentoring process in your institution facilitates you in cognitive, social and emotional growth. *

- ☒ 4 – Significantly
- ☐ 3 – Very well
- ☐ 2 – Moderately
- ☐ 1 – Marginally
- ☐ 0– Not at all

9. The institution provides multiple opportunities to learn and grow. *

- ☒ 4 – Strongly agree
- ☐ 3 – Agree
- ☐ 2 – Neutral
- ☐ 1 – Disagree
- ☐ 0 – Strongly disagree

10. Teachers inform you about your expected competencies, course outcomes and programme outcomes. *

- ☒ 4 – Every time
- ☐ 3 – Usually
- ☐ 2 – Occasionally/Sometimes
- ☐ 1 – Rarely
- ☐ 0 – Never

11. Your mentor does a necessary follow-up with an assigned task to you. *

- ☒ 4 – Every time
- ☐ 3 – Usually
- ☐ 2 – Occasionally/Sometimes
- ☐ 1 – Rarely
- ☐ 0 – I don't have a mentor

12. The teachers illustrate the concepts through examples and applications. *

- ☒ 4 – Every time
- ☐ 3 – Usually
- ☐ 2 – Occasionally/Sometimes
- ☐ 1 – Rarely
- ☐ 0 – Never

13. The teachers identify your strengths and encourage you with providing right level of challenges. *

- ☒ 4 – Fully
- ☐ 3 – Reasonably
- ☐ 2 – Partially
- ☐ 1 – Slightly
- ☐ 0 – Unable to

14. Teachers are able to identify your weaknesses and help you to overcome them. *

- ☒ 4 – Every time
- ☐ 3 – Usually
- ☐ 2 – Occasionally/Sometimes
- ☐ 1 – Rarely
- ☐ 0 – Never

15. The institution makes effort to engage students in the monitoring, review and continuous quality improvement of the teaching learning process. *

- ☐ 4 – Strongly agree
- ☒ 3 – Agree
- ☐ 2 – Neutral
- ☐ 1 – Disagree
- ☐ 0 – Strongly disagree

16. The institute/ teachers use student centric methods, such as experiential learning, participative learning and problem solving methodologies for enhancing learning experiences. *

- ☒ 4 – To a great extent
- ☐ 3 – Moderate
- ☐ 2 – Some what
- ☐ 1 – Very little
- ☐ 0 – Not at all

17. Teachers encourage you to participate in extracurricular activities. *

- ☐ 4 – Strongly agree
- ☒ 3 – Agree
- ☐ 2 – Neutral
- ☐ 1 – Disagree
- ☐ 0 – Strongly disagree

18. Efforts are made by the institute/ teachers to inculcate soft skills, life skills and employability skills to make you ready for the world of work. *

- ☐ 4 – To a great extent
- ☒ 3 – Moderate
- ☐ 2 – Some what
- ☐ 1 – Very little
- ☐ 0 – Not at all

19. What percentage of teachers use ICT tools such as LCD projector, Multimedia, etc. while teaching. *

- ☒ 4 – Above 90%
- ☐ 3 – 70 – 89%
- ☐ 2 – 50 – 69%
- ☐ 1 – 30 – 49%
- ☐ 0 – Below 29%

20. The overall quality of teaching-learning process in your institute is very good. *

- ☐ 4 –Strongly agree
- ☒ 3 – Agree
- ☐ 2 – Neutral
- ☐ 1 – Disagree
- ☐ 0 – Strongly disagree

21. Give suggestions to improve the overall teaching – learning experience in your institution. *

Very good

This content is neither created nor endorsed by Google.

Google Forms

STUDENTS FEEDBACK FOR A.Y. 2020-21

SAU. SHANTADEVI VEDPRAKASH PATIL AYURVED COLLEGE AND RESEARCH INSTITUTE

NAME OF THE STUDENT *

Pavanraje Madhukarrao Admane

ROLL NO. *

1

EMAIL ID

pavanrajeadmane200@gmail.com

CONTACT NO.

8857984667

YEAR OF STUDY *

- ☐ I YEAR
- ☒ II YEAR
- ☐ III YEAR
- ☐ IV YEAR

GENDER *

- ☒ MALE
- ☐ FEMALE
- ☐ TRANSGENDER

1.How much of the syllabus was covered in the class? *

- ☒ 4 – 85 to 100%
- ☐ 3 – 70 to 84%
- ☐ 2 – 55 to 69%
- ☐ 1– 30 to 54%
- ☐ 0 –Below 30%

2. How well did the teachers prepare for the classes? *

- ☒ 4 –Thoroughly
- ☐ 3 – Satisfactorily
- ☐ 2 – Poorly
- ☐ 1 – Indifferently
- ☐ 0 – Won't teach at all

3. How well were the teachers able to communicate? *

- ☒ 4 – Always effective
- ☐ 3 – Sometimes effective
- ☐ 2 – Just satisfactorily
- ☐ 1 – Generally ineffective
- ☐ 0 – Very poor communication

4. The teacher's approach to teaching can best be described as *

- ☒ 4 – Excellent
- ☐ 3 – Very good
- ☐ 2 – Good
- ☐ 1 – Fair
- ☐ 0 – Poor

5. Fairness of the internal evaluation process by the teachers *

- ☒ 4 – Always fair
- ☐ 3 – Usually fair
- ☐ 2 – Sometimes unfair
- ☐ 1 – Usually unfair
- ☐ 0 – Unfair

6. Was your performance in assignments discussed with you? *

- ☒ 4 – Every time
- ☐ 3 – Usually
- ☐ 2 – Occasionally/Sometimes
- ☐ 1 – Rarely
- ☐ 0– Never

7. The institute takes active interest in promoting internship, student exchange, field visit opportunities for students. *

- ☒ 4 – Regularly
- ☐ 3 – Often
- ☐ 2 – Sometimes
- ☐ 1 – Rarely
- ☐ 0– Never

8. The teaching and mentoring process in your institution facilitates you in cognitive, social and emotional growth. *

- ☒ 4 – Significantly
- ☐ 3 – Very well
- ☐ 2 – Moderately
- ☐ 1 – Marginally
- ☐ 0– Not at all

9. The institution provides multiple opportunities to learn and grow. *

- ☒ 4 – Strongly agree
- ☐ 3 – Agree
- ☐ 2 – Neutral
- ☐ 1 – Disagree
- ☐ 0 – Strongly disagree

10. Teachers inform you about your expected competencies, course outcomes and programme outcomes. *

- ☒ 4 – Every time
- ☐ 3 – Usually
- ☐ 2 – Occasionally/Sometimes
- ☐ 1 – Rarely
- ☐ 0 – Never

11. Your mentor does a necessary follow-up with an assigned task to you. *

- ☐ 4 – Every time
- ☒ 3 – Usually
- ☐ 2 – Occasionally/Sometimes
- ☐ 1 – Rarely
- ☐ 0 – I don't have a mentor

12. The teachers illustrate the concepts through examples and applications. *

- ☒ 4 – Every time
- ☐ 3 – Usually
- ☐ 2 – Occasionally/Sometimes
- ☐ 1 – Rarely
- ☐ 0 – Never

13. The teachers identify your strengths and encourage you with providing right level of challenges. *

- ☒ 4 – Fully
- ☐ 3 – Reasonably
- ☐ 2 – Partially
- ☐ 1 – Slightly
- ☐ 0 – Unable to

14. Teachers are able to identify your weaknesses and help you to overcome them. *

- ☒ 4 – Every time
- ☐ 3 – Usually
- ☐ 2 – Occasionally/Sometimes
- ☐ 1 – Rarely
- ☐ 0 – Never

15. The institution makes effort to engage students in the monitoring, review and continuous quality improvement of the teaching learning process. *

- ☒ 4 – Strongly agree
- ☐ 3 – Agree
- ☐ 2 – Neutral
- ☐ 1 – Disagree
- ☐ 0 – Strongly disagree

16. The institute/ teachers use student centric methods, such as experiential learning, participative learning and problem solving methodologies for enhancing learning experiences. *

- ☒ 4 – To a great extent
- ☐ 3 – Moderate
- ☐ 2 – Some what
- ☐ 1 – Very little
- ☐ 0 – Not at all

17. Teachers encourage you to participate in extracurricular activities. *

- ☒ 4 – Strongly agree
- ☐ 3 – Agree
- ☐ 2 – Neutral
- ☐ 1 – Disagree
- ☐ 0 – Strongly disagree

18. Efforts are made by the institute/ teachers to inculcate soft skills, life skills and employability skills to make you ready for the world of work. *

- ☒ 4 – To a great extent
- ☐ 3 – Moderate
- ☐ 2 – Some what
- ☐ 1 – Very little
- ☐ 0 – Not at all

19. What percentage of teachers use ICT tools such as LCD projector, Multimedia, etc. while teaching. *

- ☒ 4 – Above 90%
- ☐ 3 – 70 – 89%
- ☐ 2 – 50 – 69%
- ☐ 1 – 30 – 49%
- ☐ 0 – Below 29%

20. The overall quality of teaching-learning process in your institute is very good. *

- ☒ 4 –Strongly agree
- ☐ 3 – Agree
- ☐ 2 – Neutral
- ☐ 1 – Disagree
- ☐ 0 – Strongly disagree

21. Give suggestions to improve the overall teaching – learning experience in your institution. *

Hostel required

This content is neither created nor endorsed by Google.

Google Forms

STUDENTS FEEDBACK FOR A.Y. 2020-21

SAU. SHANTADEVI VEDPRAKASH PATIL AYURVED COLLEGE AND RESEARCH INSTITUTE

NAME OF THE STUDENT *

Priyanka Kailash jondhale

ROLL NO. *

20

EMAIL ID

Priyankajondhle47@gmail.com

CONTACT NO.

9421468318

YEAR OF STUDY *

- ☐ I YEAR
- ☒ II YEAR
- ☐ III YEAR
- ☐ IV YEAR

GENDER *

- ☐ MALE
- ☒ FEMALE
- ☐ TRANSGENDER

1.How much of the syllabus was covered in the class? *

- ☒ 4 – 85 to 100%
- ☐ 3 – 70 to 84%
- ☐ 2 – 55 to 69%
- ☐ 1– 30 to 54%
- ☐ 0 –Below 30%

2. How well did the teachers prepare for the classes? *

- ☐ 4 –Thoroughly
- ☒ 3 – Satisfactorily
- ☐ 2 – Poorly
- ☐ 1 – Indifferently
- ☐ 0 – Won't teach at all

3. How well were the teachers able to communicate? *

- ☐ 4 – Always effective
- ☒ 3 – Sometimes effective
- ☐ 2 – Just satisfactorily
- ☐ 1 – Generally ineffective
- ☐ 0 – Very poor communication

4. The teacher's approach to teaching can best be described as *

- ☒ 4 – Excellent
- ☐ 3 – Very good
- ☐ 2 – Good
- ☐ 1 – Fair
- ☐ 0 – Poor

5. Fairness of the internal evaluation process by the teachers *

- ☒ 4 – Always fair
- ☐ 3 – Usually fair
- ☐ 2 – Sometimes unfair
- ☐ 1 – Usually unfair
- ☐ 0 – Unfair

6. Was your performance in assignments discussed with you? *

- ☒ 4 – Every time
- ☐ 3 – Usually
- ☐ 2 – Occasionally/Sometimes
- ☐ 1 – Rarely
- ☐ 0– Never

7. The institute takes active interest in promoting internship, student exchange, field visit opportunities for students. *

- ☒ 4 – Regularly
- ☐ 3 – Often
- ☐ 2 – Sometimes
- ☐ 1 – Rarely
- ☐ 0– Never

8. The teaching and mentoring process in your institution facilitates you in cognitive, social and emotional growth. *

- ☒ 4 – Significantly
- ☐ 3 – Very well
- ☐ 2 – Moderately
- ☐ 1 – Marginally
- ☐ 0– Not at all

9. The institution provides multiple opportunities to learn and grow. *

- ☒ 4 – Strongly agree
- ☐ 3 – Agree
- ☐ 2 – Neutral
- ☐ 1 – Disagree
- ☐ 0 – Strongly disagree

10. Teachers inform you about your expected competencies, course outcomes and programme outcomes. *

- ☒ 4 – Every time
- ☐ 3 – Usually
- ☐ 2 – Occasionally/Sometimes
- ☐ 1 – Rarely
- ☐ 0 – Never

11. Your mentor does a necessary follow-up with an assigned task to you. *

- ☒ 4 – Every time
- ☐ 3 – Usually
- ☐ 2 – Occasionally/Sometimes
- ☐ 1 – Rarely
- ☐ 0 – I don't have a mentor

12. The teachers illustrate the concepts through examples and applications. *

- ☒ 4 – Every time
- ☐ 3 – Usually
- ☐ 2 – Occasionally/Sometimes
- ☐ 1 – Rarely
- ☐ 0 – Never

13. The teachers identify your strengths and encourage you with providing right level of challenges. *

- ☒ 4 – Fully
- ☐ 3 – Reasonably
- ☐ 2 – Partially
- ☐ 1 – Slightly
- ☐ 0 – Unable to

14. Teachers are able to identify your weaknesses and help you to overcome them. *

- ☒ 4 – Every time
- ☐ 3 – Usually
- ☐ 2 – Occasionally/Sometimes
- ☐ 1 – Rarely
- ☐ 0 – Never

15. The institution makes effort to engage students in the monitoring, review and continuous quality improvement of the teaching learning process. *

- ☒ 4 – Strongly agree
- ☐ 3 – Agree
- ☐ 2 – Neutral
- ☐ 1 – Disagree
- ☐ 0 – Strongly disagree

16. The institute/ teachers use student centric methods, such as experiential learning, participative learning and problem solving methodologies for enhancing learning experiences. *

- ☒ 4 – To a great extent
- ☐ 3 – Moderate
- ☐ 2 – Some what
- ☐ 1 – Very little
- ☐ 0 – Not at all

17. Teachers encourage you to participate in extracurricular activities. *

- ☒ 4 – Strongly agree
- ☐ 3 – Agree
- ☐ 2 – Neutral
- ☐ 1 – Disagree
- ☐ 0 – Strongly disagree

18. Efforts are made by the institute/ teachers to inculcate soft skills, life skills and employability skills to make you ready for the world of work. *

- ☒ 4 – To a great extent
- ☐ 3 – Moderate
- ☐ 2 – Some what
- ☐ 1 – Very little
- ☐ 0 – Not at all

19. What percentage of teachers use ICT tools such as LCD projector, Multimedia, etc. while teaching. *

- ☒ 4 – Above 90%
- ☐ 3 – 70 – 89%
- ☐ 2 – 50 – 69%
- ☐ 1 – 30 – 49%
- ☐ 0 – Below 29%

20. The overall quality of teaching-learning process in your institute is very good. *

- ☒ 4 –Strongly agree
- ☐ 3 – Agree
- ☐ 2 – Neutral
- ☐ 1 – Disagree
- ☐ 0 – Strongly disagree

21. Give suggestions to improve the overall teaching – learning experience in your institution. *

Okhh

This content is neither created nor endorsed by Google.

Google Forms

STUDENTS FEEDBACK FOR A.Y. 2020-21

SAU. SHANTADEVI VEDPRAKASH PATIL AYURVED COLLEGE AND RESEARCH INSTITUTE

NAME OF THE STUDENT *

Rushikesh Jaybhaye

ROLL NO. *

19

EMAIL ID

jaybhayerushikesh44@gmail.com

CONTACT NO.

7083280354

YEAR OF STUDY *

- ☐ I YEAR
- ☒ II YEAR
- ☐ III YEAR
- ☐ IV YEAR

GENDER *

- ☒ MALE
- ☐ FEMALE
- ☐ TRANSGENDER

1.How much of the syllabus was covered in the class? *

- ☐ 4 – 85 to 100%
- ☒ 3 – 70 to 84%
- ☐ 2 – 55 to 69%
- ☐ 1– 30 to 54%
- ☐ 0 –Below 30%

2. How well did the teachers prepare for the classes? *

- ☐ 4 –Thoroughly
- ☒ 3 – Satisfactorily
- ☐ 2 – Poorly
- ☐ 1 – Indifferently
- ☐ 0 – Won't teach at all

3. How well were the teachers able to communicate? *

- ☐ 4 – Always effective
- ☒ 3 – Sometimes effective
- ☐ 2 – Just satisfactorily
- ☐ 1 – Generally ineffective
- ☐ 0 – Very poor communication

4. The teacher's approach to teaching can best be described as *

- ☒ 4 – Excellent
- ☐ 3 – Very good
- ☐ 2 – Good
- ☐ 1 – Fair
- ☐ 0 – Poor

5. Fairness of the internal evaluation process by the teachers *

- ☐ 4 – Always fair
- ☒ 3 – Usually fair
- ☐ 2 – Sometimes unfair
- ☐ 1 – Usually unfair
- ☐ 0 – Unfair

6. Was your performance in assignments discussed with you? *

- ☒ 4 – Every time
- ☐ 3 – Usually
- ☐ 2 – Occasionally/Sometimes
- ☐ 1 – Rarely
- ☐ 0– Never

7. The institute takes active interest in promoting internship, student exchange, field visit opportunities for students. *

- ☒ 4 – Regularly
- ☐ 3 – Often
- ☐ 2 – Sometimes
- ☐ 1 – Rarely
- ☐ 0– Never

8. The teaching and mentoring process in your institution facilitates you in cognitive, social and emotional growth. *

- ☒ 4 – Significantly
- ☐ 3 – Very well
- ☐ 2 – Moderately
- ☐ 1 – Marginally
- ☐ 0– Not at all

9. The institution provides multiple opportunities to learn and grow. *

- ☐ 4 – Strongly agree
- ☒ 3 – Agree
- ☐ 2 – Neutral
- ☐ 1 – Disagree
- ☐ 0 – Strongly disagree

10. Teachers inform you about your expected competencies, course outcomes and programme outcomes. *

- ☐ 4 – Every time
- ☒ 3 – Usually
- ☐ 2 – Occasionally/Sometimes
- ☐ 1 – Rarely
- ☐ 0 – Never

11. Your mentor does a necessary follow-up with an assigned task to you. *

- ☒ 4 – Every time
- ☐ 3 – Usually
- ☐ 2 – Occasionally/Sometimes
- ☐ 1 – Rarely
- ☐ 0 – I don't have a mentor

12. The teachers illustrate the concepts through examples and applications. *

- ☒ 4 – Every time
- ☐ 3 – Usually
- ☐ 2 – Occasionally/Sometimes
- ☐ 1 – Rarely
- ☐ 0 – Never

13. The teachers identify your strengths and encourage you with providing right level of challenges. *

- ☒ 4 – Fully
- ☐ 3 – Reasonably
- ☐ 2 – Partially
- ☐ 1 – Slightly
- ☐ 0 – Unable to

14. Teachers are able to identify your weaknesses and help you to overcome them. *

- ☒ 4 – Every time
- ☐ 3 – Usually
- ☐ 2 – Occasionally/Sometimes
- ☐ 1 – Rarely
- ☐ 0 – Never

15. The institution makes effort to engage students in the monitoring, review and continuous quality improvement of the teaching learning process. *

- ☐ 4 – Strongly agree
- ☒ 3 – Agree
- ☐ 2 – Neutral
- ☐ 1 – Disagree
- ☐ 0 – Strongly disagree

16. The institute/ teachers use student centric methods, such as experiential learning, participative learning and problem solving methodologies for enhancing learning experiences. *

- ☐ 4 – To a great extent
- ☒ 3 – Moderate
- ☐ 2 – Some what
- ☐ 1 – Very little
- ☐ 0 – Not at all

17. Teachers encourage you to participate in extracurricular activities. *

- ☐ 4 – Strongly agree
- ☒ 3 – Agree
- ☐ 2 – Neutral
- ☐ 1 – Disagree
- ☐ 0 – Strongly disagree

18. Efforts are made by the institute/ teachers to inculcate soft skills, life skills and employability skills to make you ready for the world of work. *

- ☐ 4 – To a great extent
- ☒ 3 – Moderate
- ☐ 2 – Some what
- ☐ 1 – Very little
- ☐ 0 – Not at all

19. What percentage of teachers use ICT tools such as LCD projector, Multimedia, etc. while teaching. *

- ☐ 4 – Above 90%
- ☒ 3 – 70 – 89%
- ☐ 2 – 50 – 69%
- ☐ 1 – 30 – 49%
- ☐ 0 – Below 29%

20. The overall quality of teaching-learning process in your institute is very good. *

- ☐ 4 –Strongly agree
- ☒ 3 – Agree
- ☐ 2 – Neutral
- ☐ 1 – Disagree
- ☐ 0 – Strongly disagree

21. Give suggestions to improve the overall teaching – learning experience in your institution. *

Uniform for all students have to mandatory

This content is neither created nor endorsed by Google.

Google Forms

STUDENTS FEEDBACK FOR A.Y. 2020-21

SAU. SHANTADEVI VEDPRAKASH PATIL AYURVED COLLEGE AND RESEARCH INSTITUTE

NAME OF THE STUDENT *

Komal Bharat kendre

ROLL NO. *

22

EMAIL ID

kendrekomal2001@gmail.com

CONTACT NO.

8830078198

YEAR OF STUDY *

- ☐ I YEAR
- ☒ II YEAR
- ☐ III YEAR
- ☐ IV YEAR

GENDER *

- ☐ MALE
- ☒ FEMALE
- ☐ TRANSGENDER

1.How much of the syllabus was covered in the class? *

- ☒ 4 – 85 to 100%
- ☐ 3 – 70 to 84%
- ☐ 2 – 55 to 69%
- ☐ 1– 30 to 54%
- ☐ 0 –Below 30%

2. How well did the teachers prepare for the classes? *

- ☒ 4 –Thoroughly
- ☐ 3 – Satisfactorily
- ☐ 2 – Poorly
- ☐ 1 – Indifferently
- ☐ 0 – Won't teach at all

3. How well were the teachers able to communicate? *

- ☒ 4 – Always effective
- ☐ 3 – Sometimes effective
- ☐ 2 – Just satisfactorily
- ☐ 1 – Generally ineffective
- ☐ 0 – Very poor communication

4. The teacher's approach to teaching can best be described as *

- ☒ 4 – Excellent
- ☐ 3 – Very good
- ☐ 2 – Good
- ☐ 1 – Fair
- ☐ 0 – Poor

5. Fairness of the internal evaluation process by the teachers *

- ☒ 4 – Always fair
- ☐ 3 – Usually fair
- ☐ 2 – Sometimes unfair
- ☐ 1 – Usually unfair
- ☐ 0 – Unfair

6. Was your performance in assignments discussed with you? *

- ☒ 4 – Every time
- ☐ 3 – Usually
- ☐ 2 – Occasionally/Sometimes
- ☐ 1 – Rarely
- ☐ 0– Never

7. The institute takes active interest in promoting internship, student exchange, field visit opportunities for students. *

- ☒ 4 – Regularly
- ☐ 3 – Often
- ☐ 2 – Sometimes
- ☐ 1 – Rarely
- ☐ 0– Never

8. The teaching and mentoring process in your institution facilitates you in cognitive, social and emotional growth. *

- ☒ 4 – Significantly
- ☐ 3 – Very well
- ☐ 2 – Moderately
- ☐ 1 – Marginally
- ☐ 0– Not at all

9. The institution provides multiple opportunities to learn and grow. *

- ☒ 4 – Strongly agree
- ☐ 3 – Agree
- ☐ 2 – Neutral
- ☐ 1 – Disagree
- ☐ 0 – Strongly disagree

10. Teachers inform you about your expected competencies, course outcomes and programme outcomes. *

- ☒ 4 – Every time
- ☐ 3 – Usually
- ☐ 2 – Occasionally/Sometimes
- ☐ 1 – Rarely
- ☐ 0 – Never

11. Your mentor does a necessary follow-up with an assigned task to you. *

- ☒ 4 – Every time
- ☐ 3 – Usually
- ☐ 2 – Occasionally/Sometimes
- ☐ 1 – Rarely
- ☐ 0 – I don't have a mentor

12. The teachers illustrate the concepts through examples and applications. *

- ☒ 4 – Every time
- ☐ 3 – Usually
- ☐ 2 – Occasionally/Sometimes
- ☐ 1 – Rarely
- ☐ 0 – Never

13. The teachers identify your strengths and encourage you with providing right level of challenges. *

- ☒ 4 – Fully
- ☐ 3 – Reasonably
- ☐ 2 – Partially
- ☐ 1 – Slightly
- ☐ 0 – Unable to

14. Teachers are able to identify your weaknesses and help you to overcome them. *

- ☒ 4 – Every time
- ☐ 3 – Usually
- ☐ 2 – Occasionally/Sometimes
- ☐ 1 – Rarely
- ☐ 0 – Never

15. The institution makes effort to engage students in the monitoring, review and continuous quality improvement of the teaching learning process. *

- ☒ 4 – Strongly agree
- ☐ 3 – Agree
- ☐ 2 – Neutral
- ☐ 1 – Disagree
- ☐ 0 – Strongly disagree

16. The institute/ teachers use student centric methods, such as experiential learning, participative learning and problem solving methodologies for enhancing learning experiences. *

- ☒ 4 – To a great extent
- ☐ 3 – Moderate
- ☐ 2 – Some what
- ☐ 1 – Very little
- ☐ 0 – Not at all

17. Teachers encourage you to participate in extracurricular activities. *

- ☒ 4 – Strongly agree
- ☐ 3 – Agree
- ☐ 2 – Neutral
- ☐ 1 – Disagree
- ☐ 0 – Strongly disagree

18. Efforts are made by the institute/ teachers to inculcate soft skills, life skills and employability skills to make you ready for the world of work. *

- ☒ 4 – To a great extent
- ☐ 3 – Moderate
- ☐ 2 – Some what
- ☐ 1 – Very little
- ☐ 0 – Not at all

19. What percentage of teachers use ICT tools such as LCD projector, Multimedia, etc. while teaching. *

- ☐ 4 – Above 90%
- ☒ 3 – 70 – 89%
- ☐ 2 – 50 – 69%
- ☐ 1 – 30 – 49%
- ☐ 0 – Below 29%

20. The overall quality of teaching-learning process in your institute is very good. *

- ☐ 4 –Strongly agree
- ☒ 3 – Agree
- ☐ 2 – Neutral
- ☐ 1 – Disagree
- ☐ 0 – Strongly disagree

21. Give suggestions to improve the overall teaching – learning experience in your institution. *

Good teaching staff

This content is neither created nor endorsed by Google.

Google Forms

STUDENTS FEEDBACK FOR A.Y. 2020-21

SAU. SHANTADEVI VEDPRAKASH PATIL AYURVED COLLEGE AND RESEARCH INSTITUTE

NAME OF THE STUDENT *

Omkar Chandrakant jadhav

ROLL NO. *

16

EMAIL ID

om290999@gmail.com

CONTACT NO.

8975101946

YEAR OF STUDY *

- ☐ I YEAR
- ☒ II YEAR
- ☐ III YEAR
- ☐ IV YEAR

GENDER *

- ☒ MALE
- ☐ FEMALE
- ☐ TRANSGENDER

1.How much of the syllabus was covered in the class? *

- ☐ 4 – 85 to 100%
- ☒ 3 – 70 to 84%
- ☐ 2 – 55 to 69%
- ☐ 1– 30 to 54%
- ☐ 0 –Below 30%

2. How well did the teachers prepare for the classes? *

- ☒ 4 –Thoroughly
- ☐ 3 – Satisfactorily
- ☐ 2 – Poorly
- ☐ 1 – Indifferently
- ☐ 0 – Won't teach at all

3. How well were the teachers able to communicate? *

- ☐ 4 – Always effective
- ☒ 3 – Sometimes effective
- ☐ 2 – Just satisfactorily
- ☐ 1 – Generally ineffective
- ☐ 0 – Very poor communication

4. The teacher's approach to teaching can best be described as *

- ☒ 4 – Excellent
- ☐ 3 – Very good
- ☐ 2 – Good
- ☐ 1 – Fair
- ☐ 0 – Poor

5. Fairness of the internal evaluation process by the teachers *

- ☐ 4 – Always fair
- ☒ 3 – Usually fair
- ☐ 2 – Sometimes unfair
- ☐ 1 – Usually unfair
- ☐ 0 – Unfair

6. Was your performance in assignments discussed with you? *

- ☒ 4 – Every time
- ☐ 3 – Usually
- ☐ 2 – Occasionally/Sometimes
- ☐ 1 – Rarely
- ☐ 0– Never

7. The institute takes active interest in promoting internship, student exchange, field visit opportunities for students. *

- ☒ 4 – Regularly
- ☐ 3 – Often
- ☐ 2 – Sometimes
- ☐ 1 – Rarely
- ☐ 0– Never

8. The teaching and mentoring process in your institution facilitates you in cognitive, social and emotional growth. *

- ☒ 4 – Significantly
- ☐ 3 – Very well
- ☐ 2 – Moderately
- ☐ 1 – Marginally
- ☐ 0– Not at all

9. The institution provides multiple opportunities to learn and grow. *

- ☒ 4 – Strongly agree
- ☐ 3 – Agree
- ☐ 2 – Neutral
- ☐ 1 – Disagree
- ☐ 0 – Strongly disagree

10. Teachers inform you about your expected competencies, course outcomes and programme outcomes. *

- ☒ 4 – Every time
- ☐ 3 – Usually
- ☐ 2 – Occasionally/Sometimes
- ☐ 1 – Rarely
- ☐ 0 – Never

11. Your mentor does a necessary follow-up with an assigned task to you. *

- ☐ 4 – Every time
- ☒ 3 – Usually
- ☐ 2 – Occasionally/Sometimes
- ☐ 1 – Rarely
- ☐ 0 – I don't have a mentor

12. The teachers illustrate the concepts through examples and applications. *

- ☒ 4 – Every time
- ☐ 3 – Usually
- ☐ 2 – Occasionally/Sometimes
- ☐ 1 – Rarely
- ☐ 0 – Never

13. The teachers identify your strengths and encourage you with providing right level of challenges. *

- ☒ 4 – Fully
- ☐ 3 – Reasonably
- ☐ 2 – Partially
- ☐ 1 – Slightly
- ☐ 0 – Unable to

14. Teachers are able to identify your weaknesses and help you to overcome them. *

- ☐ 4 – Every time
- ☒ 3 – Usually
- ☐ 2 – Occasionally/Sometimes
- ☐ 1 – Rarely
- ☐ 0 – Never

15. The institution makes effort to engage students in the monitoring, review and continuous quality improvement of the teaching learning process. *

- ☒ 4 – Strongly agree
- ☐ 3 – Agree
- ☐ 2 – Neutral
- ☐ 1 – Disagree
- ☐ 0 – Strongly disagree

16. The institute/ teachers use student centric methods, such as experiential learning, participative learning and problem solving methodologies for enhancing learning experiences. *

- ☒ 4 – To a great extent
- ☐ 3 – Moderate
- ☐ 2 – Some what
- ☐ 1 – Very little
- ☐ 0 – Not at all

17. Teachers encourage you to participate in extracurricular activities. *

- ☒ 4 – Strongly agree
- ☐ 3 – Agree
- ☐ 2 – Neutral
- ☐ 1 – Disagree
- ☐ 0 – Strongly disagree

18. Efforts are made by the institute/ teachers to inculcate soft skills, life skills and employability skills to make you ready for the world of work. *

- ☐ 4 – To a great extent
- ☒ 3 – Moderate
- ☐ 2 – Some what
- ☐ 1 – Very little
- ☐ 0 – Not at all

19. What percentage of teachers use ICT tools such as LCD projector, Multimedia, etc. while teaching. *

- ☒ 4 – Above 90%
- ☐ 3 – 70 – 89%
- ☐ 2 – 50 – 69%
- ☐ 1 – 30 – 49%
- ☐ 0 – Below 29%

20. The overall quality of teaching-learning process in your institute is very good. *

- ☒ 4 –Strongly agree
- ☐ 3 – Agree
- ☐ 2 – Neutral
- ☐ 1 – Disagree
- ☐ 0 – Strongly disagree

21. Give suggestions to improve the overall teaching – learning experience in your institution. *

Excellent teaching

This content is neither created nor endorsed by Google.

Google Forms

STUDENTS FEEDBACK FOR A.Y. 2020-21

SAU. SHANTADEVI VEDPRAKASH PATIL AYURVED COLLEGE AND RESEARCH INSTITUTE

NAME OF THE STUDENT *

Nilesh Navalsing ingle

ROLL NO. *

14

EMAIL ID

nileshingle2001@gmail.com

CONTACT NO.

7821093472

YEAR OF STUDY *

- ☐ I YEAR
- ☒ II YEAR
- ☐ III YEAR
- ☐ IV YEAR

GENDER *

- ☒ MALE
- ☐ FEMALE
- ☐ TRANSGENDER

1.How much of the syllabus was covered in the class? *

- ☒ 4 – 85 to 100%
- ☐ 3 – 70 to 84%
- ☐ 2 – 55 to 69%
- ☐ 1– 30 to 54%
- ☐ 0 –Below 30%

2. How well did the teachers prepare for the classes? *

- ☐ 4 –Thoroughly
- ☒ 3 – Satisfactorily
- ☐ 2 – Poorly
- ☐ 1 – Indifferently
- ☐ 0 – Won't teach at all

3. How well were the teachers able to communicate? *

- ☐ 4 – Always effective
- ☒ 3 – Sometimes effective
- ☐ 2 – Just satisfactorily
- ☐ 1 – Generally ineffective
- ☐ 0 – Very poor communication

4. The teacher's approach to teaching can best be described as *

- ☐ 4 – Excellent
- ☒ 3 – Very good
- ☐ 2 – Good
- ☐ 1 – Fair
- ☐ 0 – Poor

5. Fairness of the internal evaluation process by the teachers *

- ☐ 4 – Always fair
- ☒ 3 – Usually fair
- ☐ 2 – Sometimes unfair
- ☐ 1 – Usually unfair
- ☐ 0 – Unfair

6. Was your performance in assignments discussed with you? *

- ☐ 4 – Every time
- ☒ 3 – Usually
- ☐ 2 – Occasionally/Sometimes
- ☐ 1 – Rarely
- ☐ 0– Never

7. The institute takes active interest in promoting internship, student exchange, field visit opportunities for students. *

- ☐ 4 – Regularly
- ☒ 3 – Often
- ☐ 2 – Sometimes
- ☐ 1 – Rarely
- ☐ 0– Never

8. The teaching and mentoring process in your institution facilitates you in cognitive, social and emotional growth. *

- ☐ 4 – Significantly
- ☒ 3 – Very well
- ☐ 2 – Moderately
- ☐ 1 – Marginally
- ☐ 0– Not at all

9. The institution provides multiple opportunities to learn and grow. *

- ☐ 4 – Strongly agree
- ☒ 3 – Agree
- ☐ 2 – Neutral
- ☐ 1 – Disagree
- ☐ 0 – Strongly disagree

10. Teachers inform you about your expected competencies, course outcomes and programme outcomes. *

- ☐ 4 – Every time
- ☒ 3 – Usually
- ☐ 2 – Occasionally/Sometimes
- ☐ 1 – Rarely
- ☐ 0 – Never

11. Your mentor does a necessary follow-up with an assigned task to you. *

- ☐ 4 – Every time
- ☒ 3 – Usually
- ☐ 2 – Occasionally/Sometimes
- ☐ 1 – Rarely
- ☐ 0 – I don't have a mentor

12. The teachers illustrate the concepts through examples and applications. *

- ☐ 4 – Every time
- ☒ 3 – Usually
- ☐ 2 – Occasionally/Sometimes
- ☐ 1 – Rarely
- ☐ 0 – Never

13. The teachers identify your strengths and encourage you with providing right level of challenges. *

- ☐ 4 – Fully
- ☒ 3 – Reasonably
- ☐ 2 – Partially
- ☐ 1 – Slightly
- ☐ 0 – Unable to

14. Teachers are able to identify your weaknesses and help you to overcome them. *

- ☐ 4 – Every time
- ☒ 3 – Usually
- ☐ 2 – Occasionally/Sometimes
- ☐ 1 – Rarely
- ☐ 0 – Never

15. The institution makes effort to engage students in the monitoring, review and continuous quality improvement of the teaching learning process. *

- ☐ 4 – Strongly agree
- ☒ 3 – Agree
- ☐ 2 – Neutral
- ☐ 1 – Disagree
- ☐ 0 – Strongly disagree

16. The institute/ teachers use student centric methods, such as experiential learning, participative learning and problem solving methodologies for enhancing learning experiences. *

- ☐ 4 – To a great extent
- ☒ 3 – Moderate
- ☐ 2 – Some what
- ☐ 1 – Very little
- ☐ 0 – Not at all

17. Teachers encourage you to participate in extracurricular activities. *

- ☐ 4 – Strongly agree
- ☒ 3 – Agree
- ☐ 2 – Neutral
- ☐ 1 – Disagree
- ☐ 0 – Strongly disagree

18. Efforts are made by the institute/ teachers to inculcate soft skills, life skills and employability skills to make you ready for the world of work. *

- ☐ 4 – To a great extent
- ☒ 3 – Moderate
- ☐ 2 – Some what
- ☐ 1 – Very little
- ☐ 0 – Not at all

19. What percentage of teachers use ICT tools such as LCD projector, Multimedia, etc. while teaching. *

- ☐ 4 – Above 90%
- ☒ 3 – 70 – 89%
- ☐ 2 – 50 – 69%
- ☐ 1 – 30 – 49%
- ☐ 0 – Below 29%

20. The overall quality of teaching-learning process in your institute is very good. *

- ☐ 4 –Strongly agree
- ☒ 3 – Agree
- ☐ 2 – Neutral
- ☐ 1 – Disagree
- ☐ 0 – Strongly disagree

21. Give suggestions to improve the overall teaching – learning experience in your institution. *

Very good

This content is neither created nor endorsed by Google.

Google Forms

STUDENTS FEEDBACK FOR A.Y. 2020-21

SAU. SHANTADEVI VEDPRAKASH PATIL AYURVED COLLEGE AND RESEARCH INSTITUTE

NAME OF THE STUDENT *

Vaijnath keshav ghule

ROLL NO. *

10

EMAIL ID

vaijnathghule0007@gmail.com

CONTACT NO.

7767979099

YEAR OF STUDY *

- ☐ I YEAR
- ☒ II YEAR
- ☐ III YEAR
- ☐ IV YEAR

GENDER *

- ☒ MALE
- ☐ FEMALE
- ☐ TRANSGENDER

1.How much of the syllabus was covered in the class? *

- ☒ 4 – 85 to 100%
- ☐ 3 – 70 to 84%
- ☐ 2 – 55 to 69%
- ☐ 1– 30 to 54%
- ☐ 0 –Below 30%

2. How well did the teachers prepare for the classes? *

- ☒ 4 –Thoroughly
- ☐ 3 – Satisfactorily
- ☐ 2 – Poorly
- ☐ 1 – Indifferently
- ☐ 0 – Won't teach at all

3. How well were the teachers able to communicate? *

- ☒ 4 – Always effective
- ☐ 3 – Sometimes effective
- ☐ 2 – Just satisfactorily
- ☐ 1 – Generally ineffective
- ☐ 0 – Very poor communication

4. The teacher's approach to teaching can best be described as *

- ☒ 4 – Excellent
- ☐ 3 – Very good
- ☐ 2 – Good
- ☐ 1 – Fair
- ☐ 0 – Poor

5. Fairness of the internal evaluation process by the teachers *

- ☒ 4 – Always fair
- ☐ 3 – Usually fair
- ☐ 2 – Sometimes unfair
- ☐ 1 – Usually unfair
- ☐ 0 – Unfair

6. Was your performance in assignments discussed with you? *

- ☒ 4 – Every time
- ☐ 3 – Usually
- ☐ 2 – Occasionally/Sometimes
- ☐ 1 – Rarely
- ☐ 0– Never

7. The institute takes active interest in promoting internship, student exchange, field visit opportunities for students. *

- ☒ 4 – Regularly
- ☐ 3 – Often
- ☐ 2 – Sometimes
- ☐ 1 – Rarely
- ☐ 0– Never

8. The teaching and mentoring process in your institution facilitates you in cognitive, social and emotional growth. *

- ☒ 4 – Significantly
- ☐ 3 – Very well
- ☐ 2 – Moderately
- ☐ 1 – Marginally
- ☐ 0– Not at all

9. The institution provides multiple opportunities to learn and grow. *

- ☒ 4 – Strongly agree
- ☐ 3 – Agree
- ☐ 2 – Neutral
- ☐ 1 – Disagree
- ☐ 0 – Strongly disagree

10. Teachers inform you about your expected competencies, course outcomes and programme outcomes. *

- ☒ 4 – Every time
- ☐ 3 – Usually
- ☐ 2 – Occasionally/Sometimes
- ☐ 1 – Rarely
- ☐ 0 – Never

11. Your mentor does a necessary follow-up with an assigned task to you. *

- ☒ 4 – Every time
- ☐ 3 – Usually
- ☐ 2 – Occasionally/Sometimes
- ☐ 1 – Rarely
- ☐ 0 – I don't have a mentor

12. The teachers illustrate the concepts through examples and applications. *

- ☒ 4 – Every time
- ☐ 3 – Usually
- ☐ 2 – Occasionally/Sometimes
- ☐ 1 – Rarely
- ☐ 0 – Never

13. The teachers identify your strengths and encourage you with providing right level of challenges. *

- ☒ 4 – Fully
- ☐ 3 – Reasonably
- ☐ 2 – Partially
- ☐ 1 – Slightly
- ☐ 0 – Unable to

14. Teachers are able to identify your weaknesses and help you to overcome them. *

- ☒ 4 – Every time
- ☐ 3 – Usually
- ☐ 2 – Occasionally/Sometimes
- ☐ 1 – Rarely
- ☐ 0 – Never

15. The institution makes effort to engage students in the monitoring, review and continuous quality improvement of the teaching learning process. *

- ☒ 4 – Strongly agree
- ☐ 3 – Agree
- ☐ 2 – Neutral
- ☐ 1 – Disagree
- ☐ 0 – Strongly disagree

16. The institute/ teachers use student centric methods, such as experiential learning, participative learning and problem solving methodologies for enhancing learning experiences. *

- ☒ 4 – To a great extent
- ☐ 3 – Moderate
- ☐ 2 – Some what
- ☐ 1 – Very little
- ☐ 0 – Not at all

17. Teachers encourage you to participate in extracurricular activities. *

- ☒ 4 – Strongly agree
- ☐ 3 – Agree
- ☐ 2 – Neutral
- ☐ 1 – Disagree
- ☐ 0 – Strongly disagree

18. Efforts are made by the institute/ teachers to inculcate soft skills, life skills and employability skills to make you ready for the world of work. *

- ☒ 4 – To a great extent
- ☐ 3 – Moderate
- ☐ 2 – Some what
- ☐ 1 – Very little
- ☐ 0 – Not at all

19. What percentage of teachers use ICT tools such as LCD projector, Multimedia, etc. while teaching. *

- ☒ 4 – Above 90%
- ☐ 3 – 70 – 89%
- ☐ 2 – 50 – 69%
- ☐ 1 – 30 – 49%
- ☐ 0 – Below 29%

20. The overall quality of teaching-learning process in your institute is very good. *

- ☒ 4 –Strongly agree
- ☐ 3 – Agree
- ☐ 2 – Neutral
- ☐ 1 – Disagree
- ☐ 0 – Strongly disagree

21. Give suggestions to improve the overall teaching – learning experience in your institution. *

No suggestions

This content is neither created nor endorsed by Google.

Google Forms

STUDENTS FEEDBACK FOR A.Y. 2020-21

SAU. SHANTADEVI VEDPRAKASH PATIL AYURVED COLLEGE AND RESEARCH INSTITUTE

NAME OF THE STUDENT *

Pooja gudle

ROLL NO. *

13

EMAIL ID

Poojagudle5@gmail.com

CONTACT NO.

7821916714

YEAR OF STUDY *

- ☐ I YEAR
- ☒ II YEAR
- ☐ III YEAR
- ☐ IV YEAR

GENDER *

- ☐ MALE
- ☒ FEMALE
- ☐ TRANSGENDER

1.How much of the syllabus was covered in the class? *

- ☒ 4 – 85 to 100%
- ☐ 3 – 70 to 84%
- ☐ 2 – 55 to 69%
- ☐ 1– 30 to 54%
- ☐ 0 –Below 30%

2. How well did the teachers prepare for the classes? *

- ☒ 4 –Thoroughly
- ☐ 3 – Satisfactorily
- ☐ 2 – Poorly
- ☐ 1 – Indifferently
- ☐ 0 – Won't teach at all

3. How well were the teachers able to communicate? *

- ☒ 4 – Always effective
- ☐ 3 – Sometimes effective
- ☐ 2 – Just satisfactorily
- ☐ 1 – Generally ineffective
- ☐ 0 – Very poor communication

4. The teacher's approach to teaching can best be described as *

- ☒ 4 – Excellent
- ☐ 3 – Very good
- ☐ 2 – Good
- ☐ 1 – Fair
- ☐ 0 – Poor

5. Fairness of the internal evaluation process by the teachers *

- ☒ 4 – Always fair
- ☐ 3 – Usually fair
- ☐ 2 – Sometimes unfair
- ☐ 1 – Usually unfair
- ☐ 0 – Unfair

6. Was your performance in assignments discussed with you? *

- ☒ 4 – Every time
- ☐ 3 – Usually
- ☐ 2 – Occasionally/Sometimes
- ☐ 1 – Rarely
- ☐ 0– Never

7. The institute takes active interest in promoting internship, student exchange, field visit opportunities for students. *

- ☒ 4 – Regularly
- ☐ 3 – Often
- ☐ 2 – Sometimes
- ☐ 1 – Rarely
- ☐ 0– Never

8. The teaching and mentoring process in your institution facilitates you in cognitive, social and emotional growth. *

- ☒ 4 – Significantly
- ☐ 3 – Very well
- ☐ 2 – Moderately
- ☐ 1 – Marginally
- ☐ 0– Not at all

9. The institution provides multiple opportunities to learn and grow. *

- ☒ 4 – Strongly agree
- ☐ 3 – Agree
- ☐ 2 – Neutral
- ☐ 1 – Disagree
- ☐ 0 – Strongly disagree

10. Teachers inform you about your expected competencies, course outcomes and programme outcomes. *

- ☒ 4 – Every time
- ☐ 3 – Usually
- ☐ 2 – Occasionally/Sometimes
- ☐ 1 – Rarely
- ☐ 0 – Never

11. Your mentor does a necessary follow-up with an assigned task to you. *

- ☐ 4 – Every time
- ☒ 3 – Usually
- ☐ 2 – Occasionally/Sometimes
- ☐ 1 – Rarely
- ☐ 0 – I don't have a mentor

12. The teachers illustrate the concepts through examples and applications. *

- ☒ 4 – Every time
- ☐ 3 – Usually
- ☐ 2 – Occasionally/Sometimes
- ☐ 1 – Rarely
- ☐ 0 – Never

13. The teachers identify your strengths and encourage you with providing right level of challenges. *

- ☒ 4 – Fully
- ☐ 3 – Reasonably
- ☐ 2 – Partially
- ☐ 1 – Slightly
- ☐ 0 – Unable to

14. Teachers are able to identify your weaknesses and help you to overcome them. *

- ☒ 4 – Every time
- ☐ 3 – Usually
- ☐ 2 – Occasionally/Sometimes
- ☐ 1 – Rarely
- ☐ 0 – Never

15. The institution makes effort to engage students in the monitoring, review and continuous quality improvement of the teaching learning process. *

- ☒ 4 – Strongly agree
- ☐ 3 – Agree
- ☐ 2 – Neutral
- ☐ 1 – Disagree
- ☐ 0 – Strongly disagree

16. The institute/ teachers use student centric methods, such as experiential learning, participative learning and problem solving methodologies for enhancing learning experiences. *

- ☒ 4 – To a great extent
- ☐ 3 – Moderate
- ☐ 2 – Some what
- ☐ 1 – Very little
- ☐ 0 – Not at all

17. Teachers encourage you to participate in extracurricular activities. *

- ☒ 4 – Strongly agree
- ☐ 3 – Agree
- ☐ 2 – Neutral
- ☐ 1 – Disagree
- ☐ 0 – Strongly disagree

18. Efforts are made by the institute/ teachers to inculcate soft skills, life skills and employability skills to make you ready for the world of work. *

- ☒ 4 – To a great extent
- ☐ 3 – Moderate
- ☐ 2 – Some what
- ☐ 1 – Very little
- ☐ 0 – Not at all

19. What percentage of teachers use ICT tools such as LCD projector, Multimedia, etc. while teaching. *

- ☒ 4 – Above 90%
- ☐ 3 – 70 – 89%
- ☐ 2 – 50 – 69%
- ☐ 1 – 30 – 49%
- ☐ 0 – Below 29%

20. The overall quality of teaching-learning process in your institute is very good. *

- ☒ 4 –Strongly agree
- ☐ 3 – Agree
- ☐ 2 – Neutral
- ☐ 1 – Disagree
- ☐ 0 – Strongly disagree

21. Give suggestions to improve the overall teaching – learning experience in your institution. *

No suggestions

This content is neither created nor endorsed by Google.

Google Forms

STUDENTS FEEDBACK FOR A.Y. 2020-21

SAU. SHANTADEVI VEDPRAKASH PATIL AYURVED COLLEGE AND RESEARCH INSTITUTE

NAME OF THE STUDENT *

Najmul masira Abdul Muqet

ROLL NO. *

29

EMAIL ID

masira628@gmail.com

CONTACT NO.

9359584047

YEAR OF STUDY *

- ☐ I YEAR
- ☒ II YEAR
- ☐ III YEAR
- ☐ IV YEAR

GENDER *

- ☐ MALE
- ☒ FEMALE
- ☐ TRANSGENDER

1.How much of the syllabus was covered in the class? *

- ☒ 4 – 85 to 100%
- ☐ 3 – 70 to 84%
- ☐ 2 – 55 to 69%
- ☐ 1– 30 to 54%
- ☐ 0 –Below 30%

2. How well did the teachers prepare for the classes? *

- ☒ 4 –Thoroughly
- ☐ 3 – Satisfactorily
- ☐ 2 – Poorly
- ☐ 1 – Indifferently
- ☐ 0 – Won't teach at all

3. How well were the teachers able to communicate? *

- ☒ 4 – Always effective
- ☐ 3 – Sometimes effective
- ☐ 2 – Just satisfactorily
- ☐ 1 – Generally ineffective
- ☐ 0 – Very poor communication

4. The teacher's approach to teaching can best be described as *

- ☒ 4 – Excellent
- ☐ 3 – Very good
- ☐ 2 – Good
- ☐ 1 – Fair
- ☐ 0 – Poor

5. Fairness of the internal evaluation process by the teachers *

- ☒ 4 – Always fair
- ☐ 3 – Usually fair
- ☐ 2 – Sometimes unfair
- ☐ 1 – Usually unfair
- ☐ 0 – Unfair

6. Was your performance in assignments discussed with you? *

- ☒ 4 – Every time
- ☐ 3 – Usually
- ☐ 2 – Occasionally/Sometimes
- ☐ 1 – Rarely
- ☐ 0– Never

7. The institute takes active interest in promoting internship, student exchange, field visit opportunities for students. *

- ☒ 4 – Regularly
- ☐ 3 – Often
- ☐ 2 – Sometimes
- ☐ 1 – Rarely
- ☐ 0– Never

8. The teaching and mentoring process in your institution facilitates you in cognitive, social and emotional growth. *

- ☒ 4 – Significantly
- ☐ 3 – Very well
- ☐ 2 – Moderately
- ☐ 1 – Marginally
- ☐ 0– Not at all

9. The institution provides multiple opportunities to learn and grow. *

- ☐ 4 – Strongly agree
- ☒ 3 – Agree
- ☐ 2 – Neutral
- ☐ 1 – Disagree
- ☐ 0 – Strongly disagree

10. Teachers inform you about your expected competencies, course outcomes and programme outcomes. *

- ☒ 4 – Every time
- ☐ 3 – Usually
- ☐ 2 – Occasionally/Sometimes
- ☐ 1 – Rarely
- ☐ 0 – Never

11. Your mentor does a necessary follow-up with an assigned task to you. *

- ☒ 4 – Every time
- ☐ 3 – Usually
- ☐ 2 – Occasionally/Sometimes
- ☐ 1 – Rarely
- ☐ 0 – I don't have a mentor

12. The teachers illustrate the concepts through examples and applications. *

- ☒ 4 – Every time
- ☐ 3 – Usually
- ☐ 2 – Occasionally/Sometimes
- ☐ 1 – Rarely
- ☐ 0 – Never

13. The teachers identify your strengths and encourage you with providing right level of challenges. *

- ☒ 4 – Fully
- ☐ 3 – Reasonably
- ☐ 2 – Partially
- ☐ 1 – Slightly
- ☐ 0 – Unable to

14. Teachers are able to identify your weaknesses and help you to overcome them. *

- ☒ 4 – Every time
- ☐ 3 – Usually
- ☐ 2 – Occasionally/Sometimes
- ☐ 1 – Rarely
- ☐ 0 – Never

15. The institution makes effort to engage students in the monitoring, review and continuous quality improvement of the teaching learning process. *

- ☐ 4 – Strongly agree
- ☒ 3 – Agree
- ☐ 2 – Neutral
- ☐ 1 – Disagree
- ☐ 0 – Strongly disagree

16. The institute/ teachers use student centric methods, such as experiential learning, participative learning and problem solving methodologies for enhancing learning experiences. *

- ☒ 4 – To a great extent
- ☐ 3 – Moderate
- ☐ 2 – Some what
- ☐ 1 – Very little
- ☐ 0 – Not at all

17. Teachers encourage you to participate in extracurricular activities. *

- ☒ 4 – Strongly agree
- ☐ 3 – Agree
- ☐ 2 – Neutral
- ☐ 1 – Disagree
- ☐ 0 – Strongly disagree

18. Efforts are made by the institute/ teachers to inculcate soft skills, life skills and employability skills to make you ready for the world of work. *

- ☒ 4 – To a great extent
- ☐ 3 – Moderate
- ☐ 2 – Some what
- ☐ 1 – Very little
- ☐ 0 – Not at all

19. What percentage of teachers use ICT tools such as LCD projector, Multimedia, etc. while teaching. *

- ☐ 4 – Above 90%
- ☒ 3 – 70 – 89%
- ☐ 2 – 50 – 69%
- ☐ 1 – 30 – 49%
- ☐ 0 – Below 29%

20. The overall quality of teaching-learning process in your institute is very good. *

- ☐ 4 –Strongly agree
- ☒ 3 – Agree
- ☐ 2 – Neutral
- ☐ 1 – Disagree
- ☐ 0 – Strongly disagree

21. Give suggestions to improve the overall teaching – learning experience in your institution. *

Provide good teaching staff

This content is neither created nor endorsed by Google.

Google Forms

STUDENTS FEEDBACK FOR A.Y. 2020-21

SAU. SHANTADEVI VEDPRAKASH PATIL AYURVED COLLEGE AND RESEARCH INSTITUTE

NAME OF THE STUDENT *

Pathan safura Samreen javeed khan

ROLL NO. *

32

EMAIL ID

khansafura272@gmail .com

CONTACT NO.

9422003000

YEAR OF STUDY *

- ☐ I YEAR
- ☒ II YEAR
- ☐ III YEAR
- ☐ IV YEAR

GENDER *

- ☐ MALE
- ☒ FEMALE
- ☐ TRANSGENDER

1.How much of the syllabus was covered in the class? *

- ☐ 4 – 85 to 100%
- ☒ 3 – 70 to 84%
- ☐ 2 – 55 to 69%
- ☐ 1– 30 to 54%
- ☐ 0 –Below 30%

2. How well did the teachers prepare for the classes? *

- ☐ 4 –Thoroughly
- ☒ 3 – Satisfactorily
- ☐ 2 – Poorly
- ☐ 1 – Indifferently
- ☐ 0 – Won't teach at all

3. How well were the teachers able to communicate? *

- ☒ 4 – Always effective
- ☐ 3 – Sometimes effective
- ☐ 2 – Just satisfactorily
- ☐ 1 – Generally ineffective
- ☐ 0 – Very poor communication

4. The teacher's approach to teaching can best be described as *

- ☒ 4 – Excellent
- ☐ 3 – Very good
- ☐ 2 – Good
- ☐ 1 – Fair
- ☐ 0 – Poor

5. Fairness of the internal evaluation process by the teachers *

- ☒ 4 – Always fair
- ☐ 3 – Usually fair
- ☐ 2 – Sometimes unfair
- ☐ 1 – Usually unfair
- ☐ 0 – Unfair

6. Was your performance in assignments discussed with you? *

- ☒ 4 – Every time
- ☐ 3 – Usually
- ☐ 2 – Occasionally/Sometimes
- ☐ 1 – Rarely
- ☐ 0– Never

7. The institute takes active interest in promoting internship, student exchange, field visit opportunities for students. *

- ☒ 4 – Regularly
- ☐ 3 – Often
- ☐ 2 – Sometimes
- ☐ 1 – Rarely
- ☐ 0– Never

8. The teaching and mentoring process in your institution facilitates you in cognitive, social and emotional growth. *

- ☒ 4 – Significantly
- ☐ 3 – Very well
- ☐ 2 – Moderately
- ☐ 1 – Marginally
- ☐ 0– Not at all

9. The institution provides multiple opportunities to learn and grow. *

- ☐ 4 – Strongly agree
- ☒ 3 – Agree
- ☐ 2 – Neutral
- ☐ 1 – Disagree
- ☐ 0 – Strongly disagree

10. Teachers inform you about your expected competencies, course outcomes and programme outcomes. *

- ☐ 4 – Every time
- ☒ 3 – Usually
- ☐ 2 – Occasionally/Sometimes
- ☐ 1 – Rarely
- ☐ 0 – Never

11. Your mentor does a necessary follow-up with an assigned task to you. *

- ☒ 4 – Every time
- ☐ 3 – Usually
- ☐ 2 – Occasionally/Sometimes
- ☐ 1 – Rarely
- ☐ 0 – I don't have a mentor

12. The teachers illustrate the concepts through examples and applications. *

- ☒ 4 – Every time
- ☐ 3 – Usually
- ☐ 2 – Occasionally/Sometimes
- ☐ 1 – Rarely
- ☐ 0 – Never

13. The teachers identify your strengths and encourage you with providing right level of challenges. *

- ☒ 4 – Fully
- ☐ 3 – Reasonably
- ☐ 2 – Partially
- ☐ 1 – Slightly
- ☐ 0 – Unable to

14. Teachers are able to identify your weaknesses and help you to overcome them. *

- ☒ 4 – Every time
- ☐ 3 – Usually
- ☐ 2 – Occasionally/Sometimes
- ☐ 1 – Rarely
- ☐ 0 – Never

15. The institution makes effort to engage students in the monitoring, review and continuous quality improvement of the teaching learning process. *

- ☐ 4 – Strongly agree
- ☒ 3 – Agree
- ☐ 2 – Neutral
- ☐ 1 – Disagree
- ☐ 0 – Strongly disagree

16. The institute/ teachers use student centric methods, such as experiential learning, participative learning and problem solving methodologies for enhancing learning experiences. *

- ☐ 4 – To a great extent
- ☒ 3 – Moderate
- ☐ 2 – Some what
- ☐ 1 – Very little
- ☐ 0 – Not at all

17. Teachers encourage you to participate in extracurricular activities. *

- ☐ 4 – Strongly agree
- ☒ 3 – Agree
- ☐ 2 – Neutral
- ☐ 1 – Disagree
- ☐ 0 – Strongly disagree

18. Efforts are made by the institute/ teachers to inculcate soft skills, life skills and employability skills to make you ready for the world of work. *

- ☒ 4 – To a great extent
- ☐ 3 – Moderate
- ☐ 2 – Some what
- ☐ 1 – Very little
- ☐ 0 – Not at all

19. What percentage of teachers use ICT tools such as LCD projector, Multimedia, etc. while teaching. *

- ☐ 4 – Above 90%
- ☒ 3 – 70 – 89%
- ☐ 2 – 50 – 69%
- ☐ 1 – 30 – 49%
- ☐ 0 – Below 29%

20. The overall quality of teaching-learning process in your institute is very good. *

- ☐ 4 –Strongly agree
- ☒ 3 – Agree
- ☐ 2 – Neutral
- ☐ 1 – Disagree
- ☐ 0 – Strongly disagree

21. Give suggestions to improve the overall teaching – learning experience in your institution. *

Provide extra tool for teaching like projector lcd

This content is neither created nor endorsed by Google.

Google Forms

STUDENTS FEEDBACK FOR A.Y. 2020-21

SAU. SHANTADEVI VEDPRAKASH PATIL AYURVED COLLEGE AND RESEARCH INSTITUTE

NAME OF THE STUDENT *

Vaishnavi Shivaji Lashkare

ROLL NO. *

24

EMAIL ID

vaishnavilashkare0@gmail.com

CONTACT NO.

9552251703

YEAR OF STUDY *

- ☐ I YEAR
- ☒ II YEAR
- ☐ III YEAR
- ☐ IV YEAR

GENDER *

- ☐ MALE
- ☒ FEMALE
- ☐ TRANSGENDER

1.How much of the syllabus was covered in the class? *

- ☒ 4 – 85 to 100%
- ☐ 3 – 70 to 84%
- ☐ 2 – 55 to 69%
- ☐ 1– 30 to 54%
- ☐ 0 –Below 30%

2. How well did the teachers prepare for the classes? *

- ☒ 4 –Thoroughly
- ☐ 3 – Satisfactorily
- ☐ 2 – Poorly
- ☐ 1 – Indifferently
- ☐ 0 – Won't teach at all

3. How well were the teachers able to communicate? *

- ☐ 4 – Always effective
- ☒ 3 – Sometimes effective
- ☐ 2 – Just satisfactorily
- ☐ 1 – Generally ineffective
- ☐ 0 – Very poor communication

4. The teacher's approach to teaching can best be described as *

- ☒ 4 – Excellent
- ☐ 3 – Very good
- ☐ 2 – Good
- ☐ 1 – Fair
- ☐ 0 – Poor

5. Fairness of the internal evaluation process by the teachers *

- ☒ 4 – Always fair
- ☐ 3 – Usually fair
- ☐ 2 – Sometimes unfair
- ☐ 1 – Usually unfair
- ☐ 0 – Unfair

6. Was your performance in assignments discussed with you? *

- ☐ 4 – Every time
- ☒ 3 – Usually
- ☐ 2 – Occasionally/Sometimes
- ☐ 1 – Rarely
- ☐ 0– Never

7. The institute takes active interest in promoting internship, student exchange, field visit opportunities for students. *

- ☒ 4 – Regularly
- ☐ 3 – Often
- ☐ 2 – Sometimes
- ☐ 1 – Rarely
- ☐ 0– Never

8. The teaching and mentoring process in your institution facilitates you in cognitive, social and emotional growth. *

- ☒ 4 – Significantly
- ☐ 3 – Very well
- ☐ 2 – Moderately
- ☐ 1 – Marginally
- ☐ 0– Not at all

9. The institution provides multiple opportunities to learn and grow. *

- ☐ 4 – Strongly agree
- ☒ 3 – Agree
- ☐ 2 – Neutral
- ☐ 1 – Disagree
- ☐ 0 – Strongly disagree

10. Teachers inform you about your expected competencies, course outcomes and programme outcomes. *

- ☐ 4 – Every time
- ☒ 3 – Usually
- ☐ 2 – Occasionally/Sometimes
- ☐ 1 – Rarely
- ☐ 0 – Never

11. Your mentor does a necessary follow-up with an assigned task to you. *

- ☐ 4 – Every time
- ☒ 3 – Usually
- ☐ 2 – Occasionally/Sometimes
- ☐ 1 – Rarely
- ☐ 0 – I don't have a mentor

12. The teachers illustrate the concepts through examples and applications. *

- ☒ 4 – Every time
- ☐ 3 – Usually
- ☐ 2 – Occasionally/Sometimes
- ☐ 1 – Rarely
- ☐ 0 – Never

13. The teachers identify your strengths and encourage you with providing right level of challenges. *

- ☒ 4 – Fully
- ☐ 3 – Reasonably
- ☐ 2 – Partially
- ☐ 1 – Slightly
- ☐ 0 – Unable to

14. Teachers are able to identify your weaknesses and help you to overcome them. *

- ☐ 4 – Every time
- ☒ 3 – Usually
- ☐ 2 – Occasionally/Sometimes
- ☐ 1 – Rarely
- ☐ 0 – Never

15. The institution makes effort to engage students in the monitoring, review and continuous quality improvement of the teaching learning process. *

- ☒ 4 – Strongly agree
- ☐ 3 – Agree
- ☐ 2 – Neutral
- ☐ 1 – Disagree
- ☐ 0 – Strongly disagree

16. The institute/ teachers use student centric methods, such as experiential learning, participative learning and problem solving methodologies for enhancing learning experiences. *

- ☒ 4 – To a great extent
- ☐ 3 – Moderate
- ☐ 2 – Some what
- ☐ 1 – Very little
- ☐ 0 – Not at all

17. Teachers encourage you to participate in extracurricular activities. *

- ☒ 4 – Strongly agree
- ☐ 3 – Agree
- ☐ 2 – Neutral
- ☐ 1 – Disagree
- ☐ 0 – Strongly disagree

18. Efforts are made by the institute/ teachers to inculcate soft skills, life skills and employability skills to make you ready for the world of work. *

- ☒ 4 – To a great extent
- ☐ 3 – Moderate
- ☐ 2 – Some what
- ☐ 1 – Very little
- ☐ 0 – Not at all

19. What percentage of teachers use ICT tools such as LCD projector, Multimedia, etc. while teaching. *

- ☒ 4 – Above 90%
- ☐ 3 – 70 – 89%
- ☐ 2 – 50 – 69%
- ☐ 1 – 30 – 49%
- ☐ 0 – Below 29%

20. The overall quality of teaching-learning process in your institute is very good. *

- ☐ 4 –Strongly agree
- ☒ 3 – Agree
- ☐ 2 – Neutral
- ☐ 1 – Disagree
- ☐ 0 – Strongly disagree

21. Give suggestions to improve the overall teaching – learning experience in your institution. *

Provide notes

This content is neither created nor endorsed by Google.

Google Forms

STUDENTS FEEDBACK FOR A.Y. 2020-21

SAU. SHANTADEVI VEDPRAKASH PATIL AYURVED COLLEGE AND RESEARCH INSTITUTE

NAME OF THE STUDENT *

Saurabh Gangadhar kale

ROLL NO. *

21

EMAIL ID

Saurabhkale036@gmail.com

CONTACT NO.

9168841777

YEAR OF STUDY *

- ☐ I YEAR
- ☒ II YEAR
- ☐ III YEAR
- ☐ IV YEAR

GENDER *

- ☒ MALE
- ☐ FEMALE
- ☐ TRANSGENDER

1.How much of the syllabus was covered in the class? *

- ☒ 4 – 85 to 100%
- ☐ 3 – 70 to 84%
- ☐ 2 – 55 to 69%
- ☐ 1– 30 to 54%
- ☐ 0 –Below 30%

2. How well did the teachers prepare for the classes? *

- ☒ 4 –Thoroughly
- ☐ 3 – Satisfactorily
- ☐ 2 – Poorly
- ☐ 1 – Indifferently
- ☐ 0 – Won't teach at all

3. How well were the teachers able to communicate? *

- ☒ 4 – Always effective
- ☐ 3 – Sometimes effective
- ☐ 2 – Just satisfactorily
- ☐ 1 – Generally ineffective
- ☐ 0 – Very poor communication

4. The teacher's approach to teaching can best be described as *

- ☒ 4 – Excellent
- ☐ 3 – Very good
- ☐ 2 – Good
- ☐ 1 – Fair
- ☐ 0 – Poor

5. Fairness of the internal evaluation process by the teachers *

- ☒ 4 – Always fair
- ☐ 3 – Usually fair
- ☐ 2 – Sometimes unfair
- ☐ 1 – Usually unfair
- ☐ 0 – Unfair

6. Was your performance in assignments discussed with you? *

- ☒ 4 – Every time
- ☐ 3 – Usually
- ☐ 2 – Occasionally/Sometimes
- ☐ 1 – Rarely
- ☐ 0– Never

7. The institute takes active interest in promoting internship, student exchange, field visit opportunities for students. *

- ☒ 4 – Regularly
- ☐ 3 – Often
- ☐ 2 – Sometimes
- ☐ 1 – Rarely
- ☐ 0– Never

8. The teaching and mentoring process in your institution facilitates you in cognitive, social and emotional growth. *

- ☒ 4 – Significantly
- ☐ 3 – Very well
- ☐ 2 – Moderately
- ☐ 1 – Marginally
- ☐ 0– Not at all

9. The institution provides multiple opportunities to learn and grow. *

- ☒ 4 – Strongly agree
- ☐ 3 – Agree
- ☐ 2 – Neutral
- ☐ 1 – Disagree
- ☐ 0 – Strongly disagree

10. Teachers inform you about your expected competencies, course outcomes and programme outcomes. *

- ☒ 4 – Every time
- ☐ 3 – Usually
- ☐ 2 – Occasionally/Sometimes
- ☐ 1 – Rarely
- ☐ 0 – Never

11. Your mentor does a necessary follow-up with an assigned task to you. *

- ☒ 4 – Every time
- ☐ 3 – Usually
- ☐ 2 – Occasionally/Sometimes
- ☐ 1 – Rarely
- ☐ 0 – I don't have a mentor

12. The teachers illustrate the concepts through examples and applications. *

- ☒ 4 – Every time
- ☐ 3 – Usually
- ☐ 2 – Occasionally/Sometimes
- ☐ 1 – Rarely
- ☐ 0 – Never

13. The teachers identify your strengths and encourage you with providing right level of challenges. *

- ☒ 4 – Fully
- ☐ 3 – Reasonably
- ☐ 2 – Partially
- ☐ 1 – Slightly
- ☐ 0 – Unable to

14. Teachers are able to identify your weaknesses and help you to overcome them. *

- ☒ 4 – Every time
- ☐ 3 – Usually
- ☐ 2 – Occasionally/Sometimes
- ☐ 1 – Rarely
- ☐ 0 – Never

15. The institution makes effort to engage students in the monitoring, review and continuous quality improvement of the teaching learning process. *

- ☒ 4 – Strongly agree
- ☐ 3 – Agree
- ☐ 2 – Neutral
- ☐ 1 – Disagree
- ☐ 0 – Strongly disagree

16. The institute/ teachers use student centric methods, such as experiential learning, participative learning and problem solving methodologies for enhancing learning experiences. *

- ☒ 4 – To a great extent
- ☐ 3 – Moderate
- ☐ 2 – Some what
- ☐ 1 – Very little
- ☐ 0 – Not at all

17. Teachers encourage you to participate in extracurricular activities. *

- ☒ 4 – Strongly agree
- ☐ 3 – Agree
- ☐ 2 – Neutral
- ☐ 1 – Disagree
- ☐ 0 – Strongly disagree

18. Efforts are made by the institute/ teachers to inculcate soft skills, life skills and employability skills to make you ready for the world of work. *

- ☒ 4 – To a great extent
- ☐ 3 – Moderate
- ☐ 2 – Some what
- ☐ 1 – Very little
- ☐ 0 – Not at all

19. What percentage of teachers use ICT tools such as LCD projector, Multimedia, etc. while teaching. *

- ☒ 4 – Above 90%
- ☐ 3 – 70 – 89%
- ☐ 2 – 50 – 69%
- ☐ 1 – 30 – 49%
- ☐ 0 – Below 29%

20. The overall quality of teaching-learning process in your institute is very good. *

- ☒ 4 –Strongly agree
- ☐ 3 – Agree
- ☐ 2 – Neutral
- ☐ 1 – Disagree
- ☐ 0 – Strongly disagree

21. Give suggestions to improve the overall teaching – learning experience in your institution. *

No suggestion because our faculty is best

This content is neither created nor endorsed by Google.

Google Forms

STUDENTS FEEDBACK FOR A.Y. 2020-21

SAU. SHANTADEVI VEDPRAKASH PATIL AYURVED COLLEGE AND RESEARCH INSTITUTE

NAME OF THE STUDENT *

Giram parmeshwar radhakrishnan

ROLL NO. *

14

EMAIL ID

giramparmeshwar843@gmail.com

CONTACT NO.

9503877384

YEAR OF STUDY *

- ☐ I YEAR
- ☐ II YEAR
- ☒ III YEAR
- ☐ IV YEAR

GENDER *

- ☒ MALE
- ☐ FEMALE
- ☐ TRANSGENDER

1.How much of the syllabus was covered in the class? *

- ☒ 4 – 85 to 100%
- ☐ 3 – 70 to 84%
- ☐ 2 – 55 to 69%
- ☐ 1– 30 to 54%
- ☐ 0 –Below 30%

2. How well did the teachers prepare for the classes? *

- ☒ 4 –Thoroughly
- ☐ 3 – Satisfactorily
- ☐ 2 – Poorly
- ☐ 1 – Indifferently
- ☐ 0 – Won't teach at all

3. How well were the teachers able to communicate? *

- ☒ 4 – Always effective
- ☐ 3 – Sometimes effective
- ☐ 2 – Just satisfactorily
- ☐ 1 – Generally ineffective
- ☐ 0 – Very poor communication

4. The teacher's approach to teaching can best be described as *

- ☒ 4 – Excellent
- ☐ 3 – Very good
- ☐ 2 – Good
- ☐ 1 – Fair
- ☐ 0 – Poor

5. Fairness of the internal evaluation process by the teachers *

- ☒ 4 – Always fair
- ☐ 3 – Usually fair
- ☐ 2 – Sometimes unfair
- ☐ 1 – Usually unfair
- ☐ 0 – Unfair

6. Was your performance in assignments discussed with you? *

- ☒ 4 – Every time
- ☐ 3 – Usually
- ☐ 2 – Occasionally/Sometimes
- ☐ 1 – Rarely
- ☐ 0– Never

7. The institute takes active interest in promoting internship, student exchange, field visit opportunities for students. *

- ☒ 4 – Regularly
- ☐ 3 – Often
- ☐ 2 – Sometimes
- ☐ 1 – Rarely
- ☐ 0– Never

8. The teaching and mentoring process in your institution facilitates you in cognitive, social and emotional growth. *

- ☒ 4 – Significantly
- ☐ 3 – Very well
- ☐ 2 – Moderately
- ☐ 1 – Marginally
- ☐ 0– Not at all

9. The institution provides multiple opportunities to learn and grow. *

- ☒ 4 – Strongly agree
- ☐ 3 – Agree
- ☐ 2 – Neutral
- ☐ 1 – Disagree
- ☐ 0 – Strongly disagree

10. Teachers inform you about your expected competencies, course outcomes and programme outcomes. *

- ☒ 4 – Every time
- ☐ 3 – Usually
- ☐ 2 – Occasionally/Sometimes
- ☐ 1 – Rarely
- ☐ 0 – Never

11. Your mentor does a necessary follow-up with an assigned task to you. *

- ☒ 4 – Every time
- ☐ 3 – Usually
- ☐ 2 – Occasionally/Sometimes
- ☐ 1 – Rarely
- ☐ 0 – I don't have a mentor

12. The teachers illustrate the concepts through examples and applications. *

- ☒ 4 – Every time
- ☐ 3 – Usually
- ☐ 2 – Occasionally/Sometimes
- ☐ 1 – Rarely
- ☐ 0 – Never

13. The teachers identify your strengths and encourage you with providing right level of challenges. *

- ☒ 4 – Fully
- ☐ 3 – Reasonably
- ☐ 2 – Partially
- ☐ 1 – Slightly
- ☐ 0 – Unable to

14. Teachers are able to identify your weaknesses and help you to overcome them. *

- ☒ 4 – Every time
- ☐ 3 – Usually
- ☐ 2 – Occasionally/Sometimes
- ☐ 1 – Rarely
- ☐ 0 – Never

15. The institution makes effort to engage students in the monitoring, review and continuous quality improvement of the teaching learning process. *

- ☒ 4 – Strongly agree
- ☐ 3 – Agree
- ☐ 2 – Neutral
- ☐ 1 – Disagree
- ☐ 0 – Strongly disagree

16. The institute/ teachers use student centric methods, such as experiential learning, participative learning and problem solving methodologies for enhancing learning experiences. *

- ☒ 4 – To a great extent
- ☐ 3 – Moderate
- ☐ 2 – Some what
- ☐ 1 – Very little
- ☐ 0 – Not at all

17. Teachers encourage you to participate in extracurricular activities. *

- ☒ 4 – Strongly agree
- ☐ 3 – Agree
- ☐ 2 – Neutral
- ☐ 1 – Disagree
- ☐ 0 – Strongly disagree

18. Efforts are made by the institute/ teachers to inculcate soft skills, life skills and employability skills to make you ready for the world of work. *

- ☒ 4 – To a great extent
- ☐ 3 – Moderate
- ☐ 2 – Some what
- ☐ 1 – Very little
- ☐ 0 – Not at all

19. What percentage of teachers use ICT tools such as LCD projector, Multimedia, etc. while teaching. *

- ☒ 4 – Above 90%
- ☐ 3 – 70 – 89%
- ☐ 2 – 50 – 69%
- ☐ 1 – 30 – 49%
- ☐ 0 – Below 29%

20. The overall quality of teaching-learning process in your institute is very good. *

- ☒ 4 –Strongly agree
- ☐ 3 – Agree
- ☐ 2 – Neutral
- ☐ 1 – Disagree
- ☐ 0 – Strongly disagree

21. Give suggestions to improve the overall teaching – learning experience in your institution. *

Exllent

This content is neither created nor endorsed by Google.

Google Forms

STUDENTS FEEDBACK FOR A.Y. 2020-21

SAU. SHANTADEVI VEDPRAKASH PATIL AYURVED COLLEGE AND RESEARCH INSTITUTE

NAME OF THE STUDENT *

Pathan mudassir

ROLL NO. *

23

EMAIL ID

mudassirkhanpathan1999@gmail.com

CONTACT NO.

8956520880

YEAR OF STUDY *

- ☐ I YEAR
- ☒ II YEAR
- ☐ III YEAR
- ☐ IV YEAR

GENDER *

- ☒ MALE
- ☐ FEMALE
- ☐ TRANSGENDER

1.How much of the syllabus was covered in the class? *

- ☐ 4 – 85 to 100%
- ☒ 3 – 70 to 84%
- ☐ 2 – 55 to 69%
- ☐ 1– 30 to 54%
- ☐ 0 –Below 30%

2. How well did the teachers prepare for the classes? *

- ☐ 4 –Thoroughly
- ☒ 3 – Satisfactorily
- ☐ 2 – Poorly
- ☐ 1 – Indifferently
- ☐ 0 – Won't teach at all

3. How well were the teachers able to communicate? *

- ☐ 4 – Always effective
- ☒ 3 – Sometimes effective
- ☐ 2 – Just satisfactorily
- ☐ 1 – Generally ineffective
- ☐ 0 – Very poor communication

4. The teacher's approach to teaching can best be described as *

- ☐ 4 – Excellent
- ☒ 3 – Very good
- ☐ 2 – Good
- ☐ 1 – Fair
- ☐ 0 – Poor

5. Fairness of the internal evaluation process by the teachers *

- ☐ 4 – Always fair
- ☒ 3 – Usually fair
- ☐ 2 – Sometimes unfair
- ☐ 1 – Usually unfair
- ☐ 0 – Unfair

6. Was your performance in assignments discussed with you? *

- ☐ 4 – Every time
- ☒ 3 – Usually
- ☐ 2 – Occasionally/Sometimes
- ☐ 1 – Rarely
- ☐ 0– Never

7. The institute takes active interest in promoting internship, student exchange, field visit opportunities for students. *

- ☐ 4 – Regularly
- ☒ 3 – Often
- ☐ 2 – Sometimes
- ☐ 1 – Rarely
- ☐ 0– Never

8. The teaching and mentoring process in your institution facilitates you in cognitive, social and emotional growth. *

- ☐ 4 – Significantly
- ☒ 3 – Very well
- ☐ 2 – Moderately
- ☐ 1 – Marginally
- ☐ 0– Not at all

9. The institution provides multiple opportunities to learn and grow. *

- ☒ 4 – Strongly agree
- ☐ 3 – Agree
- ☐ 2 – Neutral
- ☐ 1 – Disagree
- ☐ 0 – Strongly disagree

10. Teachers inform you about your expected competencies, course outcomes and programme outcomes. *

- ☒ 4 – Every time
- ☐ 3 – Usually
- ☐ 2 – Occasionally/Sometimes
- ☐ 1 – Rarely
- ☐ 0 – Never

11. Your mentor does a necessary follow-up with an assigned task to you. *

- ☒ 4 – Every time
- ☐ 3 – Usually
- ☐ 2 – Occasionally/Sometimes
- ☐ 1 – Rarely
- ☐ 0 – I don't have a mentor

12. The teachers illustrate the concepts through examples and applications. *

- ☐ 4 – Every time
- ☒ 3 – Usually
- ☐ 2 – Occasionally/Sometimes
- ☐ 1 – Rarely
- ☐ 0 – Never

13. The teachers identify your strengths and encourage you with providing right level of challenges. *

- ☒ 4 – Fully
- ☐ 3 – Reasonably
- ☐ 2 – Partially
- ☐ 1 – Slightly
- ☐ 0 – Unable to

14. Teachers are able to identify your weaknesses and help you to overcome them. *

- ☐ 4 – Every time
- ☒ 3 – Usually
- ☐ 2 – Occasionally/Sometimes
- ☐ 1 – Rarely
- ☐ 0 – Never

15. The institution makes effort to engage students in the monitoring, review and continuous quality improvement of the teaching learning process. *

- ☒ 4 – Strongly agree
- ☐ 3 – Agree
- ☐ 2 – Neutral
- ☐ 1 – Disagree
- ☐ 0 – Strongly disagree

16. The institute/ teachers use student centric methods, such as experiential learning, participative learning and problem solving methodologies for enhancing learning experiences. *

- ☐ 4 – To a great extent
- ☒ 3 – Moderate
- ☐ 2 – Some what
- ☐ 1 – Very little
- ☐ 0 – Not at all

17. Teachers encourage you to participate in extracurricular activities. *

- ☐ 4 – Strongly agree
- ☐ 3 – Agree
- ☒ 2 – Neutral
- ☐ 1 – Disagree
- ☐ 0 – Strongly disagree

18. Efforts are made by the institute/ teachers to inculcate soft skills, life skills and employability skills to make you ready for the world of work. *

- ☒ 4 – To a great extent
- ☐ 3 – Moderate
- ☐ 2 – Some what
- ☐ 1 – Very little
- ☐ 0 – Not at all

19. What percentage of teachers use ICT tools such as LCD projector, Multimedia, etc. while teaching. *

- ☐ 4 – Above 90%
- ☒ 3 – 70 – 89%
- ☐ 2 – 50 – 69%
- ☐ 1 – 30 – 49%
- ☐ 0 – Below 29%

20. The overall quality of teaching-learning process in your institute is very good. *

- ☐ 4 –Strongly agree
- ☒ 3 – Agree
- ☐ 2 – Neutral
- ☐ 1 – Disagree
- ☐ 0 – Strongly disagree

21. Give suggestions to improve the overall teaching – learning experience in your institution. *

Pathology have to teach

This content is neither created nor endorsed by Google.

Google Forms

STUDENTS FEEDBACK FOR A.Y. 2020-21

SAU. SHANTADEVI VEDPRAKASH PATIL AYURVED COLLEGE AND RESEARCH INSTITUTE

NAME OF THE STUDENT *

Shilpa Balaji jelewad

ROLL NO. *

21

EMAIL ID

shilpaj2212@gmail.com

CONTACT NO.

9970744520

YEAR OF STUDY *

- ☐ I YEAR
- ☐ II YEAR
- ☒ III YEAR
- ☐ IV YEAR

GENDER *

- ☐ MALE
- ☒ FEMALE
- ☐ TRANSGENDER

1.How much of the syllabus was covered in the class? *

- ☒ 4 – 85 to 100%
- ☐ 3 – 70 to 84%
- ☐ 2 – 55 to 69%
- ☐ 1– 30 to 54%
- ☐ 0 –Below 30%

2. How well did the teachers prepare for the classes? *

- ☒ 4 –Thoroughly
- ☐ 3 – Satisfactorily
- ☐ 2 – Poorly
- ☐ 1 – Indifferently
- ☐ 0 – Won't teach at all

3. How well were the teachers able to communicate? *

- ☒ 4 – Always effective
- ☐ 3 – Sometimes effective
- ☐ 2 – Just satisfactorily
- ☐ 1 – Generally ineffective
- ☐ 0 – Very poor communication

4. The teacher's approach to teaching can best be described as *

- ☒ 4 – Excellent
- ☐ 3 – Very good
- ☐ 2 – Good
- ☐ 1 – Fair
- ☐ 0 – Poor

5. Fairness of the internal evaluation process by the teachers *

- ☒ 4 – Always fair
- ☐ 3 – Usually fair
- ☐ 2 – Sometimes unfair
- ☐ 1 – Usually unfair
- ☐ 0 – Unfair

6. Was your performance in assignments discussed with you? *

- ☒ 4 – Every time
- ☐ 3 – Usually
- ☐ 2 – Occasionally/Sometimes
- ☐ 1 – Rarely
- ☐ 0– Never

7. The institute takes active interest in promoting internship, student exchange, field visit opportunities for students. *

- ☒ 4 – Regularly
- ☐ 3 – Often
- ☐ 2 – Sometimes
- ☐ 1 – Rarely
- ☐ 0– Never

8. The teaching and mentoring process in your institution facilitates you in cognitive, social and emotional growth. *

- ☒ 4 – Significantly
- ☐ 3 – Very well
- ☐ 2 – Moderately
- ☐ 1 – Marginally
- ☐ 0– Not at all

9. The institution provides multiple opportunities to learn and grow. *

- ☒ 4 – Strongly agree
- ☐ 3 – Agree
- ☐ 2 – Neutral
- ☐ 1 – Disagree
- ☐ 0 – Strongly disagree

10. Teachers inform you about your expected competencies, course outcomes and programme outcomes. *

- ☒ 4 – Every time
- ☐ 3 – Usually
- ☐ 2 – Occasionally/Sometimes
- ☐ 1 – Rarely
- ☐ 0 – Never

11. Your mentor does a necessary follow-up with an assigned task to you. *

- ☒ 4 – Every time
- ☐ 3 – Usually
- ☐ 2 – Occasionally/Sometimes
- ☐ 1 – Rarely
- ☐ 0 – I don't have a mentor

12. The teachers illustrate the concepts through examples and applications. *

- ☒ 4 – Every time
- ☐ 3 – Usually
- ☐ 2 – Occasionally/Sometimes
- ☐ 1 – Rarely
- ☐ 0 – Never

13. The teachers identify your strengths and encourage you with providing right level of challenges. *

- ☒ 4 – Fully
- ☐ 3 – Reasonably
- ☐ 2 – Partially
- ☐ 1 – Slightly
- ☐ 0 – Unable to

14. Teachers are able to identify your weaknesses and help you to overcome them. *

- ☒ 4 – Every time
- ☐ 3 – Usually
- ☐ 2 – Occasionally/Sometimes
- ☐ 1 – Rarely
- ☐ 0 – Never

15. The institution makes effort to engage students in the monitoring, review and continuous quality improvement of the teaching learning process. *

- ☒ 4 – Strongly agree
- ☐ 3 – Agree
- ☐ 2 – Neutral
- ☐ 1 – Disagree
- ☐ 0 – Strongly disagree

16. The institute/ teachers use student centric methods, such as experiential learning, participative learning and problem solving methodologies for enhancing learning experiences. *

- ☒ 4 – To a great extent
- ☐ 3 – Moderate
- ☐ 2 – Some what
- ☐ 1 – Very little
- ☐ 0 – Not at all

17. Teachers encourage you to participate in extracurricular activities. *

- ☒ 4 – Strongly agree
- ☐ 3 – Agree
- ☐ 2 – Neutral
- ☐ 1 – Disagree
- ☐ 0 – Strongly disagree

18. Efforts are made by the institute/ teachers to inculcate soft skills, life skills and employability skills to make you ready for the world of work. *

- ☒ 4 – To a great extent
- ☐ 3 – Moderate
- ☐ 2 – Some what
- ☐ 1 – Very little
- ☐ 0 – Not at all

19. What percentage of teachers use ICT tools such as LCD projector, Multimedia, etc. while teaching. *

- ☒ 4 – Above 90%
- ☐ 3 – 70 – 89%
- ☐ 2 – 50 – 69%
- ☐ 1 – 30 – 49%
- ☐ 0 – Below 29%

20. The overall quality of teaching-learning process in your institute is very good. *

- ☒ 4 –Strongly agree
- ☐ 3 – Agree
- ☐ 2 – Neutral
- ☐ 1 – Disagree
- ☐ 0 – Strongly disagree

21. Give suggestions to improve the overall teaching – learning experience in your institution. *

Good

This content is neither created nor endorsed by Google.

Google Forms

STUDENTS FEEDBACK FOR A.Y. 2020-21

SAU. SHANTADEVI VEDPRAKASH PATIL AYURVED COLLEGE AND RESEARCH INSTITUTE

NAME OF THE STUDENT *

Santosh Laxman waghe

ROLL NO. *

50

EMAIL ID

waghesantosh007@gmail.com

CONTACT NO.

7498081221

YEAR OF STUDY *

- ☐ I YEAR
- ☐ II YEAR
- ☒ III YEAR
- ☐ IV YEAR

GENDER *

- ☒ MALE
- ☐ FEMALE
- ☐ TRANSGENDER

1.How much of the syllabus was covered in the class? *

- ☒ 4 – 85 to 100%
- ☐ 3 – 70 to 84%
- ☐ 2 – 55 to 69%
- ☐ 1– 30 to 54%
- ☐ 0 –Below 30%

2. How well did the teachers prepare for the classes? *

- ☒ 4 –Thoroughly
- ☐ 3 – Satisfactorily
- ☐ 2 – Poorly
- ☐ 1 – Indifferently
- ☐ 0 – Won't teach at all

3. How well were the teachers able to communicate? *

- ☒ 4 – Always effective
- ☐ 3 – Sometimes effective
- ☐ 2 – Just satisfactorily
- ☐ 1 – Generally ineffective
- ☐ 0 – Very poor communication

4. The teacher's approach to teaching can best be described as *

- ☒ 4 – Excellent
- ☐ 3 – Very good
- ☐ 2 – Good
- ☐ 1 – Fair
- ☐ 0 – Poor

5. Fairness of the internal evaluation process by the teachers *

- ☒ 4 – Always fair
- ☐ 3 – Usually fair
- ☐ 2 – Sometimes unfair
- ☐ 1 – Usually unfair
- ☐ 0 – Unfair

6. Was your performance in assignments discussed with you? *

- ☒ 4 – Every time
- ☐ 3 – Usually
- ☐ 2 – Occasionally/Sometimes
- ☐ 1 – Rarely
- ☐ 0– Never

7. The institute takes active interest in promoting internship, student exchange, field visit opportunities for students. *

- ☒ 4 – Regularly
- ☐ 3 – Often
- ☐ 2 – Sometimes
- ☐ 1 – Rarely
- ☐ 0– Never

8. The teaching and mentoring process in your institution facilitates you in cognitive, social and emotional growth. *

- ☒ 4 – Significantly
- ☐ 3 – Very well
- ☐ 2 – Moderately
- ☐ 1 – Marginally
- ☐ 0– Not at all

9. The institution provides multiple opportunities to learn and grow. *

- ☒ 4 – Strongly agree
- ☐ 3 – Agree
- ☐ 2 – Neutral
- ☐ 1 – Disagree
- ☐ 0 – Strongly disagree

10. Teachers inform you about your expected competencies, course outcomes and programme outcomes. *

- ☒ 4 – Every time
- ☐ 3 – Usually
- ☐ 2 – Occasionally/Sometimes
- ☐ 1 – Rarely
- ☐ 0 – Never

11. Your mentor does a necessary follow-up with an assigned task to you. *

- ☒ 4 – Every time
- ☐ 3 – Usually
- ☐ 2 – Occasionally/Sometimes
- ☐ 1 – Rarely
- ☐ 0 – I don't have a mentor

12. The teachers illustrate the concepts through examples and applications. *

- ☒ 4 – Every time
- ☐ 3 – Usually
- ☐ 2 – Occasionally/Sometimes
- ☐ 1 – Rarely
- ☐ 0 – Never

13. The teachers identify your strengths and encourage you with providing right level of challenges. *

- ☒ 4 – Fully
- ☐ 3 – Reasonably
- ☐ 2 – Partially
- ☐ 1 – Slightly
- ☐ 0 – Unable to

14. Teachers are able to identify your weaknesses and help you to overcome them. *

- ☒ 4 – Every time
- ☐ 3 – Usually
- ☐ 2 – Occasionally/Sometimes
- ☐ 1 – Rarely
- ☐ 0 – Never

15. The institution makes effort to engage students in the monitoring, review and continuous quality improvement of the teaching learning process. *

- ☒ 4 – Strongly agree
- ☐ 3 – Agree
- ☐ 2 – Neutral
- ☐ 1 – Disagree
- ☐ 0 – Strongly disagree

16. The institute/ teachers use student centric methods, such as experiential learning, participative learning and problem solving methodologies for enhancing learning experiences. *

- ☒ 4 – To a great extent
- ☐ 3 – Moderate
- ☐ 2 – Some what
- ☐ 1 – Very little
- ☐ 0 – Not at all

17. Teachers encourage you to participate in extracurricular activities. *

- ☒ 4 – Strongly agree
- ☐ 3 – Agree
- ☐ 2 – Neutral
- ☐ 1 – Disagree
- ☐ 0 – Strongly disagree

18. Efforts are made by the institute/ teachers to inculcate soft skills, life skills and employability skills to make you ready for the world of work. *

- ☒ 4 – To a great extent
- ☐ 3 – Moderate
- ☐ 2 – Some what
- ☐ 1 – Very little
- ☐ 0 – Not at all

19. What percentage of teachers use ICT tools such as LCD projector, Multimedia, etc. while teaching. *

- ☒ 4 – Above 90%
- ☐ 3 – 70 – 89%
- ☐ 2 – 50 – 69%
- ☐ 1 – 30 – 49%
- ☐ 0 – Below 29%

20. The overall quality of teaching-learning process in your institute is very good. *

- ☒ 4 –Strongly agree
- ☐ 3 – Agree
- ☐ 2 – Neutral
- ☐ 1 – Disagree
- ☐ 0 – Strongly disagree

21. Give suggestions to improve the overall teaching – learning experience in your institution. *

So elegant so beautiful just looking like wow

This content is neither created nor endorsed by Google.

Google Forms

STUDENTS FEEDBACK FOR A.Y. 2020-21

SAU. SHANTADEVI VEDPRAKASH PATIL AYURVED COLLEGE AND RESEARCH INSTITUTE

NAME OF THE STUDENT *

Poonam Sureshrao Pitale

ROLL NO. *

33

EMAIL ID

poonampitale@gmail.com

CONTACT NO.

9503115238

YEAR OF STUDY *

- ☐ I YEAR
- ☐ II YEAR
- ☒ III YEAR
- ☐ IV YEAR

GENDER *

- ☐ MALE
- ☒ FEMALE
- ☐ TRANSGENDER

1.How much of the syllabus was covered in the class? *

- ☒ 4 – 85 to 100%
- ☐ 3 – 70 to 84%
- ☐ 2 – 55 to 69%
- ☐ 1– 30 to 54%
- ☐ 0 –Below 30%

2. How well did the teachers prepare for the classes? *

- ☐ 4 –Thoroughly
- ☒ 3 – Satisfactorily
- ☐ 2 – Poorly
- ☐ 1 – Indifferently
- ☐ 0 – Won't teach at all

3. How well were the teachers able to communicate? *

- ☒ 4 – Always effective
- ☐ 3 – Sometimes effective
- ☐ 2 – Just satisfactorily
- ☐ 1 – Generally ineffective
- ☐ 0 – Very poor communication

4. The teacher's approach to teaching can best be described as *

- ☒ 4 – Excellent
- ☐ 3 – Very good
- ☐ 2 – Good
- ☐ 1 – Fair
- ☐ 0 – Poor

5. Fairness of the internal evaluation process by the teachers *

- ☐ 4 – Always fair
- ☒ 3 – Usually fair
- ☐ 2 – Sometimes unfair
- ☐ 1 – Usually unfair
- ☐ 0 – Unfair

6. Was your performance in assignments discussed with you? *

- ☒ 4 – Every time
- ☐ 3 – Usually
- ☐ 2 – Occasionally/Sometimes
- ☐ 1 – Rarely
- ☐ 0– Never

7. The institute takes active interest in promoting internship, student exchange, field visit opportunities for students. *

- ☒ 4 – Regularly
- ☐ 3 – Often
- ☐ 2 – Sometimes
- ☐ 1 – Rarely
- ☐ 0– Never

8. The teaching and mentoring process in your institution facilitates you in cognitive, social and emotional growth. *

- ☒ 4 – Significantly
- ☐ 3 – Very well
- ☐ 2 – Moderately
- ☐ 1 – Marginally
- ☐ 0– Not at all

9. The institution provides multiple opportunities to learn and grow. *

- ☒ 4 – Strongly agree
- ☐ 3 – Agree
- ☐ 2 – Neutral
- ☐ 1 – Disagree
- ☐ 0 – Strongly disagree

10. Teachers inform you about your expected competencies, course outcomes and programme outcomes. *

- ☒ 4 – Every time
- ☐ 3 – Usually
- ☐ 2 – Occasionally/Sometimes
- ☐ 1 – Rarely
- ☐ 0 – Never

11. Your mentor does a necessary follow-up with an assigned task to you. *

- ☐ 4 – Every time
- ☒ 3 – Usually
- ☐ 2 – Occasionally/Sometimes
- ☐ 1 – Rarely
- ☐ 0 – I don't have a mentor

12. The teachers illustrate the concepts through examples and applications. *

- ☐ 4 – Every time
- ☒ 3 – Usually
- ☐ 2 – Occasionally/Sometimes
- ☐ 1 – Rarely
- ☐ 0 – Never

13. The teachers identify your strengths and encourage you with providing right level of challenges. *

- ☒ 4 – Fully
- ☐ 3 – Reasonably
- ☐ 2 – Partially
- ☐ 1 – Slightly
- ☐ 0 – Unable to

14. Teachers are able to identify your weaknesses and help you to overcome them. *

- ☒ 4 – Every time
- ☐ 3 – Usually
- ☐ 2 – Occasionally/Sometimes
- ☐ 1 – Rarely
- ☐ 0 – Never

15. The institution makes effort to engage students in the monitoring, review and continuous quality improvement of the teaching learning process. *

- ☐ 4 – Strongly agree
- ☒ 3 – Agree
- ☐ 2 – Neutral
- ☐ 1 – Disagree
- ☐ 0 – Strongly disagree

16. The institute/ teachers use student centric methods, such as experiential learning, participative learning and problem solving methodologies for enhancing learning experiences. *

- ☐ 4 – To a great extent
- ☒ 3 – Moderate
- ☐ 2 – Some what
- ☐ 1 – Very little
- ☐ 0 – Not at all

17. Teachers encourage you to participate in extracurricular activities. *

- ☐ 4 – Strongly agree
- ☐ 3 – Agree
- ☒ 2 – Neutral
- ☐ 1 – Disagree
- ☐ 0 – Strongly disagree

18. Efforts are made by the institute/ teachers to inculcate soft skills, life skills and employability skills to make you ready for the world of work. *

- ☐ 4 – To a great extent
- ☒ 3 – Moderate
- ☐ 2 – Some what
- ☐ 1 – Very little
- ☐ 0 – Not at all

19. What percentage of teachers use ICT tools such as LCD projector, Multimedia, etc. while teaching. *

- ☒ 4 – Above 90%
- ☐ 3 – 70 – 89%
- ☐ 2 – 50 – 69%
- ☐ 1 – 30 – 49%
- ☐ 0 – Below 29%

20. The overall quality of teaching-learning process in your institute is very good. *

- ☒ 4 –Strongly agree
- ☐ 3 – Agree
- ☐ 2 – Neutral
- ☐ 1 – Disagree
- ☐ 0 – Strongly disagree

21. Give suggestions to improve the overall teaching – learning experience in your institution. *

Growing plants in garden for better information

This content is neither created nor endorsed by Google.

Google Forms

STUDENTS FEEDBACK FOR A.Y. 2020-21

SAU. SHANTADEVI VEDPRAKASH PATIL AYURVED COLLEGE AND RESEARCH INSTITUTE

NAME OF THE STUDENT *

Rohini Ramchandra Korade

ROLL NO. *

26

EMAIL ID

rohini3072000@gmail.com

CONTACT NO.

9503619168

YEAR OF STUDY *

- ☐ I YEAR
- ☐ II YEAR
- ☒ III YEAR
- ☐ IV YEAR

GENDER *

- ☐ MALE
- ☒ FEMALE
- ☐ TRANSGENDER

1.How much of the syllabus was covered in the class? *

- ☒ 4 – 85 to 100%
- ☐ 3 – 70 to 84%
- ☐ 2 – 55 to 69%
- ☐ 1– 30 to 54%
- ☐ 0 –Below 30%

2. How well did the teachers prepare for the classes? *

- ☒ 4 –Thoroughly
- ☐ 3 – Satisfactorily
- ☐ 2 – Poorly
- ☐ 1 – Indifferently
- ☐ 0 – Won't teach at all

3. How well were the teachers able to communicate? *

- ☒ 4 – Always effective
- ☐ 3 – Sometimes effective
- ☐ 2 – Just satisfactorily
- ☐ 1 – Generally ineffective
- ☐ 0 – Very poor communication

4. The teacher's approach to teaching can best be described as *

- ☒ 4 – Excellent
- ☐ 3 – Very good
- ☐ 2 – Good
- ☐ 1 – Fair
- ☐ 0 – Poor

5. Fairness of the internal evaluation process by the teachers *

- ☒ 4 – Always fair
- ☐ 3 – Usually fair
- ☐ 2 – Sometimes unfair
- ☐ 1 – Usually unfair
- ☐ 0 – Unfair

6. Was your performance in assignments discussed with you? *

- ☒ 4 – Every time
- ☐ 3 – Usually
- ☐ 2 – Occasionally/Sometimes
- ☐ 1 – Rarely
- ☐ 0– Never

7. The institute takes active interest in promoting internship, student exchange, field visit opportunities for students. *

- ☒ 4 – Regularly
- ☐ 3 – Often
- ☐ 2 – Sometimes
- ☐ 1 – Rarely
- ☐ 0– Never

8. The teaching and mentoring process in your institution facilitates you in cognitive, social and emotional growth. *

- ☒ 4 – Significantly
- ☐ 3 – Very well
- ☐ 2 – Moderately
- ☐ 1 – Marginally
- ☐ 0– Not at all

9. The institution provides multiple opportunities to learn and grow. *

- ☒ 4 – Strongly agree
- ☐ 3 – Agree
- ☐ 2 – Neutral
- ☐ 1 – Disagree
- ☐ 0 – Strongly disagree

10. Teachers inform you about your expected competencies, course outcomes and programme outcomes. *

- ☒ 4 – Every time
- ☐ 3 – Usually
- ☐ 2 – Occasionally/Sometimes
- ☐ 1 – Rarely
- ☐ 0 – Never

11. Your mentor does a necessary follow-up with an assigned task to you. *

- ☒ 4 – Every time
- ☐ 3 – Usually
- ☐ 2 – Occasionally/Sometimes
- ☐ 1 – Rarely
- ☐ 0 – I don't have a mentor

12. The teachers illustrate the concepts through examples and applications. *

- ☒ 4 – Every time
- ☐ 3 – Usually
- ☐ 2 – Occasionally/Sometimes
- ☐ 1 – Rarely
- ☐ 0 – Never

13. The teachers identify your strengths and encourage you with providing right level of challenges. *

- ☒ 4 – Fully
- ☐ 3 – Reasonably
- ☐ 2 – Partially
- ☐ 1 – Slightly
- ☐ 0 – Unable to

14. Teachers are able to identify your weaknesses and help you to overcome them. *

- ☒ 4 – Every time
- ☐ 3 – Usually
- ☐ 2 – Occasionally/Sometimes
- ☐ 1 – Rarely
- ☐ 0 – Never

15. The institution makes effort to engage students in the monitoring, review and continuous quality improvement of the teaching learning process. *

- ☒ 4 – Strongly agree
- ☐ 3 – Agree
- ☐ 2 – Neutral
- ☐ 1 – Disagree
- ☐ 0 – Strongly disagree

16. The institute/ teachers use student centric methods, such as experiential learning, participative learning and problem solving methodologies for enhancing learning experiences. *

- ☒ 4 – To a great extent
- ☐ 3 – Moderate
- ☐ 2 – Some what
- ☐ 1 – Very little
- ☐ 0 – Not at all

17. Teachers encourage you to participate in extracurricular activities. *

- ☒ 4 – Strongly agree
- ☐ 3 – Agree
- ☐ 2 – Neutral
- ☐ 1 – Disagree
- ☐ 0 – Strongly disagree

18. Efforts are made by the institute/ teachers to inculcate soft skills, life skills and employability skills to make you ready for the world of work. *

- ☒ 4 – To a great extent
- ☐ 3 – Moderate
- ☐ 2 – Some what
- ☐ 1 – Very little
- ☐ 0 – Not at all

19. What percentage of teachers use ICT tools such as LCD projector, Multimedia, etc. while teaching. *

- ☒ 4 – Above 90%
- ☐ 3 – 70 – 89%
- ☐ 2 – 50 – 69%
- ☐ 1 – 30 – 49%
- ☐ 0 – Below 29%

20. The overall quality of teaching-learning process in your institute is very good. *

- ☒ 4 –Strongly agree
- ☐ 3 – Agree
- ☐ 2 – Neutral
- ☐ 1 – Disagree
- ☐ 0 – Strongly disagree

21. Give suggestions to improve the overall teaching – learning experience in your institution. *

Make a good auditorium for cultural events

This content is neither created nor endorsed by Google.

Google Forms

STUDENTS FEEDBACK FOR A.Y. 2020-21

SAU. SHANTADEVI VEDPRAKASH PATIL AYURVED COLLEGE AND RESEARCH INSTITUTE

NAME OF THE STUDENT *

Shruti Munjaram Solanke

ROLL NO. *

44

EMAIL ID

shrutisolanke11@gmail.com

CONTACT NO.

9607632772

YEAR OF STUDY *

- ☐ I YEAR
- ☐ II YEAR
- ☒ III YEAR
- ☐ IV YEAR

GENDER *

- ☐ MALE
- ☒ FEMALE
- ☐ TRANSGENDER

1.How much of the syllabus was covered in the class? *

- ☒ 4 – 85 to 100%
- ☐ 3 – 70 to 84%
- ☐ 2 – 55 to 69%
- ☐ 1– 30 to 54%
- ☐ 0 –Below 30%

2. How well did the teachers prepare for the classes? *

- ☒ 4 –Thoroughly
- ☐ 3 – Satisfactorily
- ☐ 2 – Poorly
- ☐ 1 – Indifferently
- ☐ 0 – Won't teach at all

3. How well were the teachers able to communicate? *

- ☒ 4 – Always effective
- ☐ 3 – Sometimes effective
- ☐ 2 – Just satisfactorily
- ☐ 1 – Generally ineffective
- ☐ 0 – Very poor communication

4. The teacher's approach to teaching can best be described as *

- ☒ 4 – Excellent
- ☐ 3 – Very good
- ☐ 2 – Good
- ☐ 1 – Fair
- ☐ 0 – Poor

5. Fairness of the internal evaluation process by the teachers *

- ☒ 4 – Always fair
- ☐ 3 – Usually fair
- ☐ 2 – Sometimes unfair
- ☐ 1 – Usually unfair
- ☐ 0 – Unfair

6. Was your performance in assignments discussed with you? *

- ☒ 4 – Every time
- ☐ 3 – Usually
- ☐ 2 – Occasionally/Sometimes
- ☐ 1 – Rarely
- ☐ 0– Never

7. The institute takes active interest in promoting internship, student exchange, field visit opportunities for students. *

- ☒ 4 – Regularly
- ☐ 3 – Often
- ☐ 2 – Sometimes
- ☐ 1 – Rarely
- ☐ 0– Never

8. The teaching and mentoring process in your institution facilitates you in cognitive, social and emotional growth. *

- ☒ 4 – Significantly
- ☐ 3 – Very well
- ☐ 2 – Moderately
- ☐ 1 – Marginally
- ☐ 0– Not at all

9. The institution provides multiple opportunities to learn and grow. *

- ☒ 4 – Strongly agree
- ☐ 3 – Agree
- ☐ 2 – Neutral
- ☐ 1 – Disagree
- ☐ 0 – Strongly disagree

10. Teachers inform you about your expected competencies, course outcomes and programme outcomes. *

- ☒ 4 – Every time
- ☐ 3 – Usually
- ☐ 2 – Occasionally/Sometimes
- ☐ 1 – Rarely
- ☐ 0 – Never

11. Your mentor does a necessary follow-up with an assigned task to you. *

- ☒ 4 – Every time
- ☐ 3 – Usually
- ☐ 2 – Occasionally/Sometimes
- ☐ 1 – Rarely
- ☐ 0 – I don't have a mentor

12. The teachers illustrate the concepts through examples and applications. *

- ☒ 4 – Every time
- ☐ 3 – Usually
- ☐ 2 – Occasionally/Sometimes
- ☐ 1 – Rarely
- ☐ 0 – Never

13. The teachers identify your strengths and encourage you with providing right level of challenges. *

- ☒ 4 – Fully
- ☐ 3 – Reasonably
- ☐ 2 – Partially
- ☐ 1 – Slightly
- ☐ 0 – Unable to

14. Teachers are able to identify your weaknesses and help you to overcome them. *

- ☒ 4 – Every time
- ☐ 3 – Usually
- ☐ 2 – Occasionally/Sometimes
- ☐ 1 – Rarely
- ☐ 0 – Never

15. The institution makes effort to engage students in the monitoring, review and continuous quality improvement of the teaching learning process. *

- ☒ 4 – Strongly agree
- ☐ 3 – Agree
- ☐ 2 – Neutral
- ☐ 1 – Disagree
- ☐ 0 – Strongly disagree

16. The institute/ teachers use student centric methods, such as experiential learning, participative learning and problem solving methodologies for enhancing learning experiences. *

- ☒ 4 – To a great extent
- ☐ 3 – Moderate
- ☐ 2 – Some what
- ☐ 1 – Very little
- ☐ 0 – Not at all

17. Teachers encourage you to participate in extracurricular activities. *

- ☒ 4 – Strongly agree
- ☐ 3 – Agree
- ☐ 2 – Neutral
- ☐ 1 – Disagree
- ☐ 0 – Strongly disagree

18. Efforts are made by the institute/ teachers to inculcate soft skills, life skills and employability skills to make you ready for the world of work. *

- ☒ 4 – To a great extent
- ☐ 3 – Moderate
- ☐ 2 – Some what
- ☐ 1 – Very little
- ☐ 0 – Not at all

19. What percentage of teachers use ICT tools such as LCD projector, Multimedia, etc. while teaching. *

- ☒ 4 – Above 90%
- ☐ 3 – 70 – 89%
- ☐ 2 – 50 – 69%
- ☐ 1 – 30 – 49%
- ☐ 0 – Below 29%

20. The overall quality of teaching-learning process in your institute is very good. *

- ☒ 4 –Strongly agree
- ☐ 3 – Agree
- ☐ 2 – Neutral
- ☐ 1 – Disagree
- ☐ 0 – Strongly disagree

21. Give suggestions to improve the overall teaching – learning experience in your institution. *

Make a good auditorium for cultural events

This content is neither created nor endorsed by Google.

Google Forms

STUDENTS FEEDBACK FOR A.Y. 2020-21

SAU. SHANTADEVI VEDPRAKASH PATIL AYURVED COLLEGE AND RESEARCH INSTITUTE

NAME OF THE STUDENT *

Rushikesh munde

ROLL NO. *

27

EMAIL ID

Rushikesh2545@gmail.com

CONTACT NO.

9766142666

YEAR OF STUDY *

- ☐ I YEAR
- ☐ II YEAR
- ☒ III YEAR
- ☐ IV YEAR

GENDER *

- ☒ MALE
- ☐ FEMALE
- ☐ TRANSGENDER

1.How much of the syllabus was covered in the class? *

- ☐ 4 – 85 to 100%
- ☒ 3 – 70 to 84%
- ☐ 2 – 55 to 69%
- ☐ 1– 30 to 54%
- ☐ 0 –Below 30%

2. How well did the teachers prepare for the classes? *

- ☐ 4 –Thoroughly
- ☒ 3 – Satisfactorily
- ☐ 2 – Poorly
- ☐ 1 – Indifferently
- ☐ 0 – Won't teach at all

3. How well were the teachers able to communicate? *

- ☐ 4 – Always effective
- ☒ 3 – Sometimes effective
- ☐ 2 – Just satisfactorily
- ☐ 1 – Generally ineffective
- ☐ 0 – Very poor communication

4. The teacher's approach to teaching can best be described as *

- ☐ 4 – Excellent
- ☒ 3 – Very good
- ☐ 2 – Good
- ☐ 1 – Fair
- ☐ 0 – Poor

5. Fairness of the internal evaluation process by the teachers *

- ☐ 4 – Always fair
- ☒ 3 – Usually fair
- ☐ 2 – Sometimes unfair
- ☐ 1 – Usually unfair
- ☐ 0 – Unfair

6. Was your performance in assignments discussed with you? *

- ☐ 4 – Every time
- ☒ 3 – Usually
- ☐ 2 – Occasionally/Sometimes
- ☐ 1 – Rarely
- ☐ 0 – Never

7. The institute takes active interest in promoting internship, student exchange, field visit opportunities for students. *

- ☐ 4 – Regularly
- ☒ 3 – Often
- ☐ 2 – Sometimes
- ☐ 1 – Rarely
- ☐ 0 – Never

8. The teaching and mentoring process in your institution facilitates you in cognitive, social and emotional growth. *

- ☐ 4 – Significantly
- ☒ 3 – Very well
- ☐ 2 – Moderately
- ☐ 1 – Marginally
- ☐ 0 – Not at all

9. The institution provides multiple opportunities to learn and grow. *

- ☐ 4 – Strongly agree
- ☒ 3 – Agree
- ☐ 2 – Neutral
- ☐ 1 – Disagree
- ☐ 0 – Strongly disagree

10. Teachers inform you about your expected competencies, course outcomes and programme outcomes. *

- ☐ 4 – Every time
- ☒ 3 – Usually
- ☐ 2 – Occasionally/Sometimes
- ☐ 1 – Rarely
- ☐ 0 – Never

11. Your mentor does a necessary follow-up with an assigned task to you. *

- ☐ 4 – Every time
- ☒ 3 – Usually
- ☐ 2 – Occasionally/Sometimes
- ☐ 1 – Rarely
- ☐ 0 – I don't have a mentor

12. The teachers illustrate the concepts through examples and applications. *

- ☐ 4 – Every time
- ☒ 3 – Usually
- ☐ 2 – Occasionally/Sometimes
- ☐ 1 – Rarely
- ☐ 0 – Never

13. The teachers identify your strengths and encourage you with providing right level of challenges. *

- ☐ 4 – Fully
- ☒ 3 – Reasonably
- ☐ 2 – Partially
- ☐ 1 – Slightly
- ☐ 0 – Unable to

14. Teachers are able to identify your weaknesses and help you to overcome them. *

- ☐ 4 – Every time
- ☒ 3 – Usually
- ☐ 2 – Occasionally/Sometimes
- ☐ 1 – Rarely
- ☐ 0 – Never

15. The institution makes effort to engage students in the monitoring, review and continuous quality improvement of the teaching learning process. *

- ☐ 4 – Strongly agree
- ☐ 3 – Agree
- ☒ 2 – Neutral
- ☐ 1 – Disagree
- ☐ 0 – Strongly disagree

16. The institute/ teachers use student centric methods, such as experiential learning, participative learning and problem solving methodologies for enhancing learning experiences. *

- ☐ 4 – To a great extent
- ☒ 3 – Moderate
- ☐ 2 – Some what
- ☐ 1 – Very little
- ☐ 0 – Not at all

17. Teachers encourage you to participate in extracurricular activities. *

- ☐ 4 – Strongly agree
- ☒ 3 – Agree
- ☐ 2 – Neutral
- ☐ 1 – Disagree
- ☐ 0 – Strongly disagree

18. Efforts are made by the institute/ teachers to inculcate soft skills, life skills and employability skills to make you ready for the world of work. *

- ☐ 4 – To a great extent
- ☒ 3 – Moderate
- ☐ 2 – Some what
- ☐ 1 – Very little
- ☐ 0 – Not at all

19. What percentage of teachers use ICT tools such as LCD projector, Multimedia, etc. while teaching. *

- ☐ 4 – Above 90%
- ☒ 3 – 70 – 89%
- ☐ 2 – 50 – 69%
- ☐ 1 – 30 – 49%
- ☐ 0 – Below 29%

20. The overall quality of teaching-learning process in your institute is very good. *

- ☐ 4 –Strongly agree
- ☒ 3 – Agree
- ☐ 2 – Neutral
- ☐ 1 – Disagree
- ☐ 0 – Strongly disagree

21. Give suggestions to improve the overall teaching – learning experience in your institution. *

Auditorium needful

This content is neither created nor endorsed by Google.

Google Forms

STUDENTS FEEDBACK FOR A.Y. 2020-21

SAU. SHANTADEVI VEDPRAKASH PATIL AYURVED COLLEGE AND RESEARCH INSTITUTE

NAME OF THE STUDENT *

Pandhari Marotaroo Gadekar

ROLL NO. *

14

EMAIL ID

pandharigadekar2018@gmail.com

CONTACT NO.

9146649291

YEAR OF STUDY *

- ☐ I YEAR
- ☒ II YEAR
- ☐ III YEAR
- ☐ IV YEAR

GENDER *

- ☒ MALE
- ☐ FEMALE
- ☐ TRANSGENDER

1.How much of the syllabus was covered in the class? *

- ☒ 4 – 85 to 100%
- ☐ 3 – 70 to 84%
- ☐ 2 – 55 to 69%
- ☐ 1– 30 to 54%
- ☐ 0 –Below 30%

2. How well did the teachers prepare for the classes? *

- ☒ 4 –Thoroughly
- ☐ 3 – Satisfactorily
- ☐ 2 – Poorly
- ☐ 1 – Indifferently
- ☐ 0 – Won't teach at all

3. How well were the teachers able to communicate? *

- ☒ 4 – Always effective
- ☐ 3 – Sometimes effective
- ☐ 2 – Just satisfactorily
- ☐ 1 – Generally ineffective
- ☐ 0 – Very poor communication

4. The teacher's approach to teaching can best be described as *

- ☒ 4 – Excellent
- ☐ 3 – Very good
- ☐ 2 – Good
- ☐ 1 – Fair
- ☐ 0 – Poor

5. Fairness of the internal evaluation process by the teachers *

- ☒ 4 – Always fair
- ☐ 3 – Usually fair
- ☐ 2 – Sometimes unfair
- ☐ 1 – Usually unfair
- ☐ 0 – Unfair

6. Was your performance in assignments discussed with you? *

- ☒ 4 – Every time
- ☐ 3 – Usually
- ☐ 2 – Occasionally/Sometimes
- ☐ 1 – Rarely
- ☐ 0– Never

7. The institute takes active interest in promoting internship, student exchange, field visit opportunities for students. *

- ☒ 4 – Regularly
- ☐ 3 – Often
- ☐ 2 – Sometimes
- ☐ 1 – Rarely
- ☐ 0– Never

8. The teaching and mentoring process in your institution facilitates you in cognitive, social and emotional growth. *

- ☒ 4 – Significantly
- ☐ 3 – Very well
- ☐ 2 – Moderately
- ☐ 1 – Marginally
- ☐ 0– Not at all

9. The institution provides multiple opportunities to learn and grow. *

- ☒ 4 – Strongly agree
- ☐ 3 – Agree
- ☐ 2 – Neutral
- ☐ 1 – Disagree
- ☐ 0 – Strongly disagree

10. Teachers inform you about your expected competencies, course outcomes and programme outcomes. *

- ☒ 4 – Every time
- ☐ 3 – Usually
- ☐ 2 – Occasionally/Sometimes
- ☐ 1 – Rarely
- ☐ 0 – Never

11. Your mentor does a necessary follow-up with an assigned task to you. *

- ☒ 4 – Every time
- ☐ 3 – Usually
- ☐ 2 – Occasionally/Sometimes
- ☐ 1 – Rarely
- ☐ 0 – I don't have a mentor

12. The teachers illustrate the concepts through examples and applications. *

- ☒ 4 – Every time
- ☐ 3 – Usually
- ☐ 2 – Occasionally/Sometimes
- ☐ 1 – Rarely
- ☐ 0 – Never

13. The teachers identify your strengths and encourage you with providing right level of challenges. *

- ☒ 4 – Fully
- ☐ 3 – Reasonably
- ☐ 2 – Partially
- ☐ 1 – Slightly
- ☐ 0 – Unable to

14. Teachers are able to identify your weaknesses and help you to overcome them. *

- ☒ 4 – Every time
- ☐ 3 – Usually
- ☐ 2 – Occasionally/Sometimes
- ☐ 1 – Rarely
- ☐ 0 – Never

15. The institution makes effort to engage students in the monitoring, review and continuous quality improvement of the teaching learning process. *

- ☒ 4 – Strongly agree
- ☐ 3 – Agree
- ☐ 2 – Neutral
- ☐ 1 – Disagree
- ☐ 0 – Strongly disagree

16. The institute/ teachers use student centric methods, such as experiential learning, participative learning and problem solving methodologies for enhancing learning experiences. *

- ☒ 4 – To a great extent
- ☐ 3 – Moderate
- ☐ 2 – Some what
- ☐ 1 – Very little
- ☐ 0 – Not at all

17. Teachers encourage you to participate in extracurricular activities. *

- ☒ 4 – Strongly agree
- ☐ 3 – Agree
- ☐ 2 – Neutral
- ☐ 1 – Disagree
- ☐ 0 – Strongly disagree

18. Efforts are made by the institute/ teachers to inculcate soft skills, life skills and employability skills to make you ready for the world of work. *

- ☒ 4 – To a great extent
- ☐ 3 – Moderate
- ☐ 2 – Some what
- ☐ 1 – Very little
- ☐ 0 – Not at all

19. What percentage of teachers use ICT tools such as LCD projector, Multimedia, etc. while teaching. *

- ☒ 4 – Above 90%
- ☐ 3 – 70 – 89%
- ☐ 2 – 50 – 69%
- ☐ 1 – 30 – 49%
- ☐ 0 – Below 29%

20. The overall quality of teaching-learning process in your institute is very good. *

- ☒ 4 –Strongly agree
- ☐ 3 – Agree
- ☐ 2 – Neutral
- ☐ 1 – Disagree
- ☐ 0 – Strongly disagree

21. Give suggestions to improve the overall teaching – learning experience in your institution. *

Great 👍

This content is neither created nor endorsed by Google.

Google Forms

STUDENTS FEEDBACK FOR A.Y. 2020-21

SAU. SHANTADEVI VEDPRAKASH PATIL AYURVED COLLEGE AND RESEARCH INSTITUTE

NAME OF THE STUDENT *

KONDAMGIRE Shubhangi dnyanoba

ROLL NO. *

25

EMAIL ID

Kondamgireshubhangi@gmail.com

CONTACT NO.

7774979779

YEAR OF STUDY *

- ☐ I YEAR
- ☐ II YEAR
- ☒ III YEAR
- ☐ IV YEAR

GENDER *

- ☐ MALE
- ☒ FEMALE
- ☐ TRANSGENDER

1.How much of the syllabus was covered in the class? *

- ☒ 4 – 85 to 100%
- ☐ 3 – 70 to 84%
- ☐ 2 – 55 to 69%
- ☐ 1– 30 to 54%
- ☐ 0 –Below 30%

2. How well did the teachers prepare for the classes? *

- ☒ 4 –Thoroughly
- ☐ 3 – Satisfactorily
- ☐ 2 – Poorly
- ☐ 1 – Indifferently
- ☐ 0 – Won't teach at all

3. How well were the teachers able to communicate? *

- ☒ 4 – Always effective
- ☐ 3 – Sometimes effective
- ☐ 2 – Just satisfactorily
- ☐ 1 – Generally ineffective
- ☐ 0 – Very poor communication

4. The teacher's approach to teaching can best be described as *

- ☒ 4 – Excellent
- ☐ 3 – Very good
- ☐ 2 – Good
- ☐ 1 – Fair
- ☐ 0 – Poor

5. Fairness of the internal evaluation process by the teachers *

- ☒ 4 – Always fair
- ☐ 3 – Usually fair
- ☐ 2 – Sometimes unfair
- ☐ 1 – Usually unfair
- ☐ 0 – Unfair

6. Was your performance in assignments discussed with you? *

- ☒ 4 – Every time
- ☐ 3 – Usually
- ☐ 2 – Occasionally/Sometimes
- ☐ 1 – Rarely
- ☐ 0– Never

7. The institute takes active interest in promoting internship, student exchange, field visit opportunities for students. *

- ☒ 4 – Regularly
- ☐ 3 – Often
- ☐ 2 – Sometimes
- ☐ 1 – Rarely
- ☐ 0– Never

8. The teaching and mentoring process in your institution facilitates you in cognitive, social and emotional growth. *

- ☒ 4 – Significantly
- ☐ 3 – Very well
- ☐ 2 – Moderately
- ☐ 1 – Marginally
- ☐ 0– Not at all

9. The institution provides multiple opportunities to learn and grow. *

- ☒ 4 – Strongly agree
- ☐ 3 – Agree
- ☐ 2 – Neutral
- ☐ 1 – Disagree
- ☐ 0 – Strongly disagree

10. Teachers inform you about your expected competencies, course outcomes and programme outcomes. *

- ☒ 4 – Every time
- ☐ 3 – Usually
- ☐ 2 – Occasionally/Sometimes
- ☐ 1 – Rarely
- ☐ 0 – Never

11. Your mentor does a necessary follow-up with an assigned task to you. *

- ☒ 4 – Every time
- ☐ 3 – Usually
- ☐ 2 – Occasionally/Sometimes
- ☐ 1 – Rarely
- ☐ 0 – I don't have a mentor

12. The teachers illustrate the concepts through examples and applications. *

- ☒ 4 – Every time
- ☐ 3 – Usually
- ☐ 2 – Occasionally/Sometimes
- ☐ 1 – Rarely
- ☐ 0 – Never

13. The teachers identify your strengths and encourage you with providing right level of challenges. *

- ☒ 4 – Fully
- ☐ 3 – Reasonably
- ☐ 2 – Partially
- ☐ 1 – Slightly
- ☐ 0 – Unable to

14. Teachers are able to identify your weaknesses and help you to overcome them. *

- ☒ 4 – Every time
- ☐ 3 – Usually
- ☐ 2 – Occasionally/Sometimes
- ☐ 1 – Rarely
- ☐ 0 – Never

15. The institution makes effort to engage students in the monitoring, review and continuous quality improvement of the teaching learning process. *

- ☒ 4 – Strongly agree
- ☐ 3 – Agree
- ☐ 2 – Neutral
- ☐ 1 – Disagree
- ☐ 0 – Strongly disagree

16. The institute/ teachers use student centric methods, such as experiential learning, participative learning and problem solving methodologies for enhancing learning experiences. *

- ☒ 4 – To a great extent
- ☐ 3 – Moderate
- ☐ 2 – Some what
- ☐ 1 – Very little
- ☐ 0 – Not at all

17. Teachers encourage you to participate in extracurricular activities. *

- ☒ 4 – Strongly agree
- ☐ 3 – Agree
- ☐ 2 – Neutral
- ☐ 1 – Disagree
- ☐ 0 – Strongly disagree

18. Efforts are made by the institute/ teachers to inculcate soft skills, life skills and employability skills to make you ready for the world of work. *

- ☒ 4 – To a great extent
- ☐ 3 – Moderate
- ☐ 2 – Some what
- ☐ 1 – Very little
- ☐ 0 – Not at all

19. What percentage of teachers use ICT tools such as LCD projector, Multimedia, etc. while teaching. *

- ☒ 4 – Above 90%
- ☐ 3 – 70 – 89%
- ☐ 2 – 50 – 69%
- ☐ 1 – 30 – 49%
- ☐ 0 – Below 29%

20. The overall quality of teaching-learning process in your institute is very good. *

- ☒ 4 –Strongly agree
- ☐ 3 – Agree
- ☐ 2 – Neutral
- ☐ 1 – Disagree
- ☐ 0 – Strongly disagree

21. Give suggestions to improve the overall teaching – learning experience in your institution. *

No suggestions

This content is neither created nor endorsed by Google.

Google Forms

STUDENTS FEEDBACK FOR A.Y. 2020-21

SAU. SHANTADEVI VEDPRAKASH PATIL AYURVED COLLEGE AND RESEARCH INSTITUTE

NAME OF THE STUDENT *

Jotsna Dhondiba Bhalerao

ROLL NO. *

04

EMAIL ID

Jotsnabhalerao88@gmail.com

CONTACT NO.

8805587288

YEAR OF STUDY *

- ☐ I YEAR
- ☒ II YEAR
- ☐ III YEAR
- ☐ IV YEAR

GENDER *

- ☐ MALE
- ☒ FEMALE
- ☐ TRANSGENDER

1.How much of the syllabus was covered in the class? *

- ☐ 4 – 85 to 100%
- ☒ 3 – 70 to 84%
- ☐ 2 – 55 to 69%
- ☐ 1– 30 to 54%
- ☐ 0 –Below 30%

2. How well did the teachers prepare for the classes? *

- ☐ 4 –Thoroughly
- ☒ 3 – Satisfactorily
- ☐ 2 – Poorly
- ☐ 1 – Indifferently
- ☐ 0 – Won't teach at all

3. How well were the teachers able to communicate? *

- ☐ 4 – Always effective
- ☒ 3 – Sometimes effective
- ☐ 2 – Just satisfactorily
- ☐ 1 – Generally ineffective
- ☐ 0 – Very poor communication

4. The teacher's approach to teaching can best be described as *

- ☐ 4 – Excellent
- ☒ 3 – Very good
- ☐ 2 – Good
- ☐ 1 – Fair
- ☐ 0 – Poor

5. Fairness of the internal evaluation process by the teachers *

- ☒ 4 – Always fair
- ☐ 3 – Usually fair
- ☐ 2 – Sometimes unfair
- ☐ 1 – Usually unfair
- ☐ 0 – Unfair

6. Was your performance in assignments discussed with you? *

- ☒ 4 – Every time
- ☐ 3 – Usually
- ☐ 2 – Occasionally/Sometimes
- ☐ 1 – Rarely
- ☐ 0– Never

7. The institute takes active interest in promoting internship, student exchange, field visit opportunities for students. *

- ☒ 4 – Regularly
- ☐ 3 – Often
- ☐ 2 – Sometimes
- ☐ 1 – Rarely
- ☐ 0– Never

8. The teaching and mentoring process in your institution facilitates you in cognitive, social and emotional growth. *

- ☐ 4 – Significantly
- ☒ 3 – Very well
- ☐ 2 – Moderately
- ☐ 1 – Marginally
- ☐ 0– Not at all

9. The institution provides multiple opportunities to learn and grow. *

- ☐ 4 – Strongly agree
- ☒ 3 – Agree
- ☐ 2 – Neutral
- ☐ 1 – Disagree
- ☐ 0 – Strongly disagree

10. Teachers inform you about your expected competencies, course outcomes and programme outcomes. *

- ☒ 4 – Every time
- ☐ 3 – Usually
- ☐ 2 – Occasionally/Sometimes
- ☐ 1 – Rarely
- ☐ 0 – Never

11. Your mentor does a necessary follow-up with an assigned task to you. *

- ☒ 4 – Every time
- ☐ 3 – Usually
- ☐ 2 – Occasionally/Sometimes
- ☐ 1 – Rarely
- ☐ 0 – I don't have a mentor

12. The teachers illustrate the concepts through examples and applications. *

- ☒ 4 – Every time
- ☐ 3 – Usually
- ☐ 2 – Occasionally/Sometimes
- ☐ 1 – Rarely
- ☐ 0 – Never

13. The teachers identify your strengths and encourage you with providing right level of challenges. *

- ☐ 4 – Fully
- ☒ 3 – Reasonably
- ☐ 2 – Partially
- ☐ 1 – Slightly
- ☐ 0 – Unable to

14. Teachers are able to identify your weaknesses and help you to overcome them. *

- ☒ 4 – Every time
- ☐ 3 – Usually
- ☐ 2 – Occasionally/Sometimes
- ☐ 1 – Rarely
- ☐ 0 – Never

15. The institution makes effort to engage students in the monitoring, review and continuous quality improvement of the teaching learning process. *

- ☐ 4 – Strongly agree
- ☒ 3 – Agree
- ☐ 2 – Neutral
- ☐ 1 – Disagree
- ☐ 0 – Strongly disagree

16. The institute/ teachers use student centric methods, such as experiential learning, participative learning and problem solving methodologies for enhancing learning experiences. *

- ☐ 4 – To a great extent
- ☒ 3 – Moderate
- ☐ 2 – Some what
- ☐ 1 – Very little
- ☐ 0 – Not at all

17. Teachers encourage you to participate in extracurricular activities. *

- ☐ 4 – Strongly agree
- ☒ 3 – Agree
- ☐ 2 – Neutral
- ☐ 1 – Disagree
- ☐ 0 – Strongly disagree

18. Efforts are made by the institute/ teachers to inculcate soft skills, life skills and employability skills to make you ready for the world of work. *

- ☒ 4 – To a great extent
- ☐ 3 – Moderate
- ☐ 2 – Some what
- ☐ 1 – Very little
- ☐ 0 – Not at all

19. What percentage of teachers use ICT tools such as LCD projector, Multimedia, etc. while teaching. *

- ☐ 4 – Above 90%
- ☒ 3 – 70 – 89%
- ☐ 2 – 50 – 69%
- ☐ 1 – 30 – 49%
- ☐ 0 – Below 29%

20. The overall quality of teaching-learning process in your institute is very good. *

- ☐ 4 –Strongly agree
- ☒ 3 – Agree
- ☐ 2 – Neutral
- ☐ 1 – Disagree
- ☐ 0 – Strongly disagree

21. Give suggestions to improve the overall teaching – learning experience in your institution. *

No suggestions

This content is neither created nor endorsed by Google.

Google Forms

STUDENTS FEEDBACK FOR A.Y. 2020-21

SAU. SHANTADEVI VEDPRAKASH PATIL AYURVED COLLEGE AND RESEARCH INSTITUTE

NAME OF THE STUDENT *

Raut Aditya Jayram

ROLL NO. *

39

EMAIL ID

CONTACT NO.

9604784219

YEAR OF STUDY *

- ☐ I YEAR
- ☒ II YEAR
- ☐ III YEAR
- ☐ IV YEAR

GENDER *

- ☒ MALE
- ☐ FEMALE
- ☐ TRANSGENDER

1.How much of the syllabus was covered in the class? *

- ☒ 4 – 85 to 100%
- ☐ 3 – 70 to 84%
- ☐ 2 – 55 to 69%
- ☐ 1– 30 to 54%
- ☐ 0 –Below 30%

2. How well did the teachers prepare for the classes? *

- ☒ 4 –Thoroughly
- ☐ 3 – Satisfactorily
- ☐ 2 – Poorly
- ☐ 1 – Indifferently
- ☐ 0 – Won't teach at all

3. How well were the teachers able to communicate? *

- ☒ 4 – Always effective
- ☐ 3 – Sometimes effective
- ☐ 2 – Just satisfactorily
- ☐ 1 – Generally ineffective
- ☐ 0 – Very poor communication

4. The teacher's approach to teaching can best be described as *

- ☒ 4 – Excellent
- ☐ 3 – Very good
- ☐ 2 – Good
- ☐ 1 – Fair
- ☐ 0 – Poor

5. Fairness of the internal evaluation process by the teachers *

- ☒ 4 – Always fair
- ☐ 3 – Usually fair
- ☐ 2 – Sometimes unfair
- ☐ 1 – Usually unfair
- ☐ 0 – Unfair

6. Was your performance in assignments discussed with you? *

- ☒ 4 – Every time
- ☐ 3 – Usually
- ☐ 2 – Occasionally/Sometimes
- ☐ 1 – Rarely
- ☐ 0– Never

7. The institute takes active interest in promoting internship, student exchange, field visit opportunities for students. *

- ☒ 4 – Regularly
- ☐ 3 – Often
- ☐ 2 – Sometimes
- ☐ 1 – Rarely
- ☐ 0– Never

8. The teaching and mentoring process in your institution facilitates you in cognitive, social and emotional growth. *

- ☒ 4 – Significantly
- ☐ 3 – Very well
- ☐ 2 – Moderately
- ☐ 1 – Marginally
- ☐ 0– Not at all

9. The institution provides multiple opportunities to learn and grow. *

- ☒ 4 – Strongly agree
- ☐ 3 – Agree
- ☐ 2 – Neutral
- ☐ 1 – Disagree
- ☐ 0 – Strongly disagree

10. Teachers inform you about your expected competencies, course outcomes and programme outcomes. *

- ☒ 4 – Every time
- ☐ 3 – Usually
- ☐ 2 – Occasionally/Sometimes
- ☐ 1 – Rarely
- ☐ 0 – Never

11. Your mentor does a necessary follow-up with an assigned task to you. *

- ☒ 4 – Every time
- ☐ 3 – Usually
- ☐ 2 – Occasionally/Sometimes
- ☐ 1 – Rarely
- ☐ 0 – I don't have a mentor

12. The teachers illustrate the concepts through examples and applications. *

- ☒ 4 – Every time
- ☐ 3 – Usually
- ☐ 2 – Occasionally/Sometimes
- ☐ 1 – Rarely
- ☐ 0 – Never

13. The teachers identify your strengths and encourage you with providing right level of challenges. *

- ☒ 4 – Fully
- ☐ 3 – Reasonably
- ☐ 2 – Partially
- ☐ 1 – Slightly
- ☐ 0 – Unable to

14. Teachers are able to identify your weaknesses and help you to overcome them. *

- ☒ 4 – Every time
- ☐ 3 – Usually
- ☐ 2 – Occasionally/Sometimes
- ☐ 1 – Rarely
- ☐ 0 – Never

15. The institution makes effort to engage students in the monitoring, review and continuous quality improvement of the teaching learning process. *

- ☒ 4 – Strongly agree
- ☐ 3 – Agree
- ☐ 2 – Neutral
- ☐ 1 – Disagree
- ☐ 0 – Strongly disagree

16. The institute/ teachers use student centric methods, such as experiential learning, participative learning and problem solving methodologies for enhancing learning experiences. *

- ☒ 4 – To a great extent
- ☐ 3 – Moderate
- ☐ 2 – Some what
- ☐ 1 – Very little
- ☐ 0 – Not at all

17. Teachers encourage you to participate in extracurricular activities. *

- ☒ 4 – Strongly agree
- ☐ 3 – Agree
- ☐ 2 – Neutral
- ☐ 1 – Disagree
- ☐ 0 – Strongly disagree

18. Efforts are made by the institute/ teachers to inculcate soft skills, life skills and employability skills to make you ready for the world of work. *

- ☒ 4 – To a great extent
- ☐ 3 – Moderate
- ☐ 2 – Some what
- ☐ 1 – Very little
- ☐ 0 – Not at all

19. What percentage of teachers use ICT tools such as LCD projector, Multimedia, etc. while teaching. *

- ☒ 4 – Above 90%
- ☐ 3 – 70 – 89%
- ☐ 2 – 50 – 69%
- ☐ 1 – 30 – 49%
- ☐ 0 – Below 29%

20. The overall quality of teaching-learning process in your institute is very good. *

- ☒ 4 –Strongly agree
- ☐ 3 – Agree
- ☐ 2 – Neutral
- ☐ 1 – Disagree
- ☐ 0 – Strongly disagree

21. Give suggestions to improve the overall teaching – learning experience in your institution. *

.

This content is neither created nor endorsed by Google.

Google Forms

STUDENTS FEEDBACK FOR A.Y. 2020-21

SAU. SHANTADEVI VEDPRAKASH PATIL AYURVED COLLEGE AND RESEARCH INSTITUTE

NAME OF THE STUDENT *

Kiran Rajkumar Kale

ROLL NO. *

22

EMAIL ID

kiran30kale@gmail.com

CONTACT NO.

7962292205

YEAR OF STUDY *

- ☐ I YEAR
- ☐ II YEAR
- ☒ III YEAR
- ☐ IV YEAR

GENDER *

- ☐ MALE
- ☒ FEMALE
- ☐ TRANSGENDER

1.How much of the syllabus was covered in the class? *

- ☒ 4 – 85 to 100%
- ☐ 3 – 70 to 84%
- ☐ 2 – 55 to 69%
- ☐ 1– 30 to 54%
- ☐ 0 –Below 30%

2. How well did the teachers prepare for the classes? *

- ☒ 4 –Thoroughly
- ☐ 3 – Satisfactorily
- ☐ 2 – Poorly
- ☐ 1 – Indifferently
- ☐ 0 – Won't teach at all

3. How well were the teachers able to communicate? *

- ☒ 4 – Always effective
- ☐ 3 – Sometimes effective
- ☐ 2 – Just satisfactorily
- ☐ 1 – Generally ineffective
- ☐ 0 – Very poor communication

4. The teacher's approach to teaching can best be described as *

- ☒ 4 – Excellent
- ☐ 3 – Very good
- ☐ 2 – Good
- ☐ 1 – Fair
- ☐ 0 – Poor

5. Fairness of the internal evaluation process by the teachers *

- ☒ 4 – Always fair
- ☐ 3 – Usually fair
- ☐ 2 – Sometimes unfair
- ☐ 1 – Usually unfair
- ☐ 0 – Unfair

6. Was your performance in assignments discussed with you? *

- ☒ 4 – Every time
- ☐ 3 – Usually
- ☐ 2 – Occasionally/Sometimes
- ☐ 1 – Rarely
- ☐ 0 – Never

7. The institute takes active interest in promoting internship, student exchange, field visit opportunities for students. *

- ☒ 4 – Regularly
- ☐ 3 – Often
- ☐ 2 – Sometimes
- ☐ 1 – Rarely
- ☐ 0 – Never

8. The teaching and mentoring process in your institution facilitates you in cognitive, social and emotional growth. *

- ☒ 4 – Significantly
- ☐ 3 – Very well
- ☐ 2 – Moderately
- ☐ 1 – Marginally
- ☐ 0 – Not at all

9. The institution provides multiple opportunities to learn and grow. *

- ☒ 4 – Strongly agree
- ☐ 3 – Agree
- ☐ 2 – Neutral
- ☐ 1 – Disagree
- ☐ 0 – Strongly disagree

10. Teachers inform you about your expected competencies, course outcomes and programme outcomes. *

- ☒ 4 – Every time
- ☐ 3 – Usually
- ☐ 2 – Occasionally/Sometimes
- ☐ 1 – Rarely
- ☐ 0 – Never

11. Your mentor does a necessary follow-up with an assigned task to you. *

- ☒ 4 – Every time
- ☐ 3 – Usually
- ☐ 2 – Occasionally/Sometimes
- ☐ 1 – Rarely
- ☐ 0 – I don't have a mentor

12. The teachers illustrate the concepts through examples and applications. *

- ☒ 4 – Every time
- ☐ 3 – Usually
- ☐ 2 – Occasionally/Sometimes
- ☐ 1 – Rarely
- ☐ 0 – Never

13. The teachers identify your strengths and encourage you with providing right level of challenges. *

- ☒ 4 – Fully
- ☐ 3 – Reasonably
- ☐ 2 – Partially
- ☐ 1 – Slightly
- ☐ 0 – Unable to

14. Teachers are able to identify your weaknesses and help you to overcome them. *

- ☒ 4 – Every time
- ☐ 3 – Usually
- ☐ 2 – Occasionally/Sometimes
- ☐ 1 – Rarely
- ☐ 0 – Never

15. The institution makes effort to engage students in the monitoring, review and continuous quality improvement of the teaching learning process. *

- ☒ 4 – Strongly agree
- ☐ 3 – Agree
- ☐ 2 – Neutral
- ☐ 1 – Disagree
- ☐ 0 – Strongly disagree

16. The institute/ teachers use student centric methods, such as experiential learning, participative learning and problem solving methodologies for enhancing learning experiences. *

- ☒ 4 – To a great extent
- ☐ 3 – Moderate
- ☐ 2 – Some what
- ☐ 1 – Very little
- ☐ 0 – Not at all

17. Teachers encourage you to participate in extracurricular activities. *

- ☒ 4 – Strongly agree
- ☐ 3 – Agree
- ☐ 2 – Neutral
- ☐ 1 – Disagree
- ☐ 0 – Strongly disagree

18. Efforts are made by the institute/ teachers to inculcate soft skills, life skills and employability skills to make you ready for the world of work. *

- ☒ 4 – To a great extent
- ☐ 3 – Moderate
- ☐ 2 – Some what
- ☐ 1 – Very little
- ☐ 0 – Not at all

19. What percentage of teachers use ICT tools such as LCD projector, Multimedia, etc. while teaching. *

- ☒ 4 – Above 90%
- ☐ 3 – 70 – 89%
- ☐ 2 – 50 – 69%
- ☐ 1 – 30 – 49%
- ☐ 0 – Below 29%

20. The overall quality of teaching-learning process in your institute is very good. *

- ☒ 4 –Strongly agree
- ☐ 3 – Agree
- ☐ 2 – Neutral
- ☐ 1 – Disagree
- ☐ 0 – Strongly disagree

21. Give suggestions to improve the overall teaching – learning experience in your institution. *

Information about modern medicine

This content is neither created nor endorsed by Google.

Google Forms

STUDENTS FEEDBACK FOR A.Y. 2020-21

SAU. SHANTADEVI VEDPRAKASH PATIL AYURVED COLLEGE AND RESEARCH INSTITUTE

NAME OF THE STUDENT *

Aditya Sondare

ROLL NO. *

45

EMAIL ID

adityasondare111@gmail.com

CONTACT NO.

8804559999

YEAR OF STUDY *

- ☐ I YEAR
- ☐ II YEAR
- ☐ III YEAR
- ☒ IV YEAR

GENDER *

- ☒ MALE
- ☐ FEMALE
- ☐ TRANSGENDER

1.How much of the syllabus was covered in the class? *

- ☒ 4 – 85 to 100%
- ☐ 3 – 70 to 84%
- ☐ 2 – 55 to 69%
- ☐ 1– 30 to 54%
- ☐ 0 –Below 30%

2. How well did the teachers prepare for the classes? *

- ☒ 4 –Thoroughly
- ☐ 3 – Satisfactorily
- ☐ 2 – Poorly
- ☐ 1 – Indifferently
- ☐ 0 – Won't teach at all

3. How well were the teachers able to communicate? *

- ☒ 4 – Always effective
- ☐ 3 – Sometimes effective
- ☐ 2 – Just satisfactorily
- ☐ 1 – Generally ineffective
- ☐ 0 – Very poor communication

4. The teacher's approach to teaching can best be described as *

- ☒ 4 – Excellent
- ☐ 3 – Very good
- ☐ 2 – Good
- ☐ 1 – Fair
- ☐ 0 – Poor

5. Fairness of the internal evaluation process by the teachers *

- ☒ 4 – Always fair
- ☐ 3 – Usually fair
- ☐ 2 – Sometimes unfair
- ☐ 1 – Usually unfair
- ☐ 0 – Unfair

6. Was your performance in assignments discussed with you? *

- ☒ 4 – Every time
- ☐ 3 – Usually
- ☐ 2 – Occasionally/Sometimes
- ☐ 1 – Rarely
- ☐ 0– Never

7. The institute takes active interest in promoting internship, student exchange, field visit opportunities for students. *

- ☒ 4 – Regularly
- ☐ 3 – Often
- ☐ 2 – Sometimes
- ☐ 1 – Rarely
- ☐ 0– Never

8. The teaching and mentoring process in your institution facilitates you in cognitive, social and emotional growth. *

- ☒ 4 – Significantly
- ☐ 3 – Very well
- ☐ 2 – Moderately
- ☐ 1 – Marginally
- ☐ 0– Not at all

9. The institution provides multiple opportunities to learn and grow. *

- ☒ 4 – Strongly agree
- ☐ 3 – Agree
- ☐ 2 – Neutral
- ☐ 1 – Disagree
- ☐ 0 – Strongly disagree

10. Teachers inform you about your expected competencies, course outcomes and programme outcomes. *

- ☒ 4 – Every time
- ☐ 3 – Usually
- ☐ 2 – Occasionally/Sometimes
- ☐ 1 – Rarely
- ☐ 0 – Never

11. Your mentor does a necessary follow-up with an assigned task to you. *

- ☒ 4 – Every time
- ☐ 3 – Usually
- ☐ 2 – Occasionally/Sometimes
- ☐ 1 – Rarely
- ☐ 0 – I don't have a mentor

12. The teachers illustrate the concepts through examples and applications. *

- ☒ 4 – Every time
- ☐ 3 – Usually
- ☐ 2 – Occasionally/Sometimes
- ☐ 1 – Rarely
- ☐ 0 – Never

13. The teachers identify your strengths and encourage you with providing right level of challenges. *

- ☒ 4 – Fully
- ☐ 3 – Reasonably
- ☐ 2 – Partially
- ☐ 1 – Slightly
- ☐ 0 – Unable to

14. Teachers are able to identify your weaknesses and help you to overcome them. *

- ☒ 4 – Every time
- ☐ 3 – Usually
- ☐ 2 – Occasionally/Sometimes
- ☐ 1 – Rarely
- ☐ 0 – Never

15. The institution makes effort to engage students in the monitoring, review and continuous quality improvement of the teaching learning process. *

- ☒ 4 – Strongly agree
- ☐ 3 – Agree
- ☐ 2 – Neutral
- ☐ 1 – Disagree
- ☐ 0 – Strongly disagree

16. The institute/ teachers use student centric methods, such as experiential learning, participative learning and problem solving methodologies for enhancing learning experiences. *

- ☒ 4 – To a great extent
- ☐ 3 – Moderate
- ☐ 2 – Some what
- ☐ 1 – Very little
- ☐ 0 – Not at all

17. Teachers encourage you to participate in extracurricular activities. *

- ☒ 4 – Strongly agree
- ☐ 3 – Agree
- ☐ 2 – Neutral
- ☐ 1 – Disagree
- ☐ 0 – Strongly disagree

18. Efforts are made by the institute/ teachers to inculcate soft skills, life skills and employability skills to make you ready for the world of work. *

- ☒ 4 – To a great extent
- ☐ 3 – Moderate
- ☐ 2 – Some what
- ☐ 1 – Very little
- ☐ 0 – Not at all

19. What percentage of teachers use ICT tools such as LCD projector, Multimedia, etc. while teaching. *

- ☒ 4 – Above 90%
- ☐ 3 – 70 – 89%
- ☐ 2 – 50 – 69%
- ☐ 1 – 30 – 49%
- ☐ 0 – Below 29%

20. The overall quality of teaching-learning process in your institute is very good. *

- ☒ 4 –Strongly agree
- ☐ 3 – Agree
- ☐ 2 – Neutral
- ☐ 1 – Disagree
- ☐ 0 – Strongly disagree

21. Give suggestions to improve the overall teaching – learning experience in your institution. *

Great teaching and overall institute campus excellent

This content is neither created nor endorsed by Google.

Google Forms

STUDENTS FEEDBACK FOR A.Y. 2020-21

SAU. SHANTADEVI VEDPRAKASH PATIL AYURVED COLLEGE AND RESEARCH INSTITUTE

NAME OF THE STUDENT *

Satish shakarrao pimpale

ROLL NO. *

36

EMAIL ID

Satishpimpale2504@gmail.com

CONTACT NO.

7057887459

YEAR OF STUDY *

- ☐ I YEAR
- ☒ II YEAR
- ☐ III YEAR
- ☐ IV YEAR

GENDER *

- ☒ MALE
- ☐ FEMALE
- ☐ TRANSGENDER

1.How much of the syllabus was covered in the class? *

- ☐ 4 – 85 to 100%
- ☒ 3 – 70 to 84%
- ☐ 2 – 55 to 69%
- ☐ 1– 30 to 54%
- ☐ 0 –Below 30%

2. How well did the teachers prepare for the classes? *

- ☐ 4 –Thoroughly
- ☒ 3 – Satisfactorily
- ☐ 2 – Poorly
- ☐ 1 – Indifferently
- ☐ 0 – Won't teach at all

3. How well were the teachers able to communicate? *

- ☐ 4 – Always effective
- ☒ 3 – Sometimes effective
- ☐ 2 – Just satisfactorily
- ☐ 1 – Generally ineffective
- ☐ 0 – Very poor communication

4. The teacher's approach to teaching can best be described as *

- ☐ 4 – Excellent
- ☒ 3 – Very good
- ☐ 2 – Good
- ☐ 1 – Fair
- ☐ 0 – Poor

5. Fairness of the internal evaluation process by the teachers *

- ☐ 4 – Always fair
- ☒ 3 – Usually fair
- ☐ 2 – Sometimes unfair
- ☐ 1 – Usually unfair
- ☐ 0 – Unfair

6. Was your performance in assignments discussed with you? *

- ☐ 4 – Every time
- ☒ 3 – Usually
- ☐ 2 – Occasionally/Sometimes
- ☐ 1 – Rarely
- ☐ 0 – Never

7. The institute takes active interest in promoting internship, student exchange, field visit opportunities for students. *

- ☐ 4 – Regularly
- ☒ 3 – Often
- ☐ 2 – Sometimes
- ☐ 1 – Rarely
- ☐ 0 – Never

8. The teaching and mentoring process in your institution facilitates you in cognitive, social and emotional growth. *

- ☐ 4 – Significantly
- ☒ 3 – Very well
- ☐ 2 – Moderately
- ☐ 1 – Marginally
- ☐ 0 – Not at all

9. The institution provides multiple opportunities to learn and grow. *

- ☐ 4 – Strongly agree
- ☒ 3 – Agree
- ☐ 2 – Neutral
- ☐ 1 – Disagree
- ☐ 0 – Strongly disagree

10. Teachers inform you about your expected competencies, course outcomes and programme outcomes. *

- ☐ 4 – Every time
- ☒ 3 – Usually
- ☐ 2 – Occasionally/Sometimes
- ☐ 1 – Rarely
- ☐ 0 – Never

11. Your mentor does a necessary follow-up with an assigned task to you. *

- ☐ 4 – Every time
- ☒ 3 – Usually
- ☐ 2 – Occasionally/Sometimes
- ☐ 1 – Rarely
- ☐ 0 – I don't have a mentor

12. The teachers illustrate the concepts through examples and applications. *

- ☐ 4 – Every time
- ☒ 3 – Usually
- ☐ 2 – Occasionally/Sometimes
- ☐ 1 – Rarely
- ☐ 0 – Never

13. The teachers identify your strengths and encourage you with providing right level of challenges. *

- ☐ 4 – Fully
- ☒ 3 – Reasonably
- ☐ 2 – Partially
- ☐ 1 – Slightly
- ☐ 0 – Unable to

14. Teachers are able to identify your weaknesses and help you to overcome them. *

- ☐ 4 – Every time
- ☒ 3 – Usually
- ☐ 2 – Occasionally/Sometimes
- ☐ 1 – Rarely
- ☐ 0 – Never

15. The institution makes effort to engage students in the monitoring, review and continuous quality improvement of the teaching learning process. *

- ☐ 4 – Strongly agree
- ☒ 3 – Agree
- ☐ 2 – Neutral
- ☐ 1 – Disagree
- ☐ 0 – Strongly disagree

16. The institute/ teachers use student centric methods, such as experiential learning, participative learning and problem solving methodologies for enhancing learning experiences. *

- ☐ 4 – To a great extent
- ☒ 3 – Moderate
- ☐ 2 – Some what
- ☐ 1 – Very little
- ☐ 0 – Not at all

17. Teachers encourage you to participate in extracurricular activities. *

- ☐ 4 – Strongly agree
- ☐ 3 – Agree
- ☐ 2 – Neutral
- ☐ 1 – Disagree
- ☒ 0 – Strongly disagree

18. Efforts are made by the institute/ teachers to inculcate soft skills, life skills and employability skills to make you ready for the world of work. *

- ☐ 4 – To a great extent
- ☒ 3 – Moderate
- ☐ 2 – Some what
- ☐ 1 – Very little
- ☐ 0 – Not at all

19. What percentage of teachers use ICT tools such as LCD projector, Multimedia, etc. while teaching. *

- ☐ 4 – Above 90%
- ☒ 3 – 70 – 89%
- ☐ 2 – 50 – 69%
- ☐ 1 – 30 – 49%
- ☐ 0 – Below 29%

20. The overall quality of teaching-learning process in your institute is very good. *

- ☐ 4 –Strongly agree
- ☒ 3 – Agree
- ☐ 2 – Neutral
- ☐ 1 – Disagree
- ☐ 0 – Strongly disagree

21. Give suggestions to improve the overall teaching – learning experience in your institution. *

No comment

This content is neither created nor endorsed by Google.

Google Forms

STUDENTS FEEDBACK FOR A.Y. 2020-21

SAU. SHANTADEVI VEDPRAKASH PATIL AYURVED COLLEGE AND RESEARCH INSTITUTE

NAME OF THE STUDENT *

rutuja madhav pate

ROLL NO. *

25

EMAIL ID

rutujapate532001@gmail.com

CONTACT NO.

8080547138

YEAR OF STUDY *

- ☒ I YEAR
- ☐ II YEAR
- ☐ III YEAR
- ☐ IV YEAR

GENDER *

- ☐ MALE
- ☒ FEMALE
- ☐ TRANSGENDER

1.How much of the syllabus was covered in the class? *

- ☒ 4 – 85 to 100%
- ☐ 3 – 70 to 84%
- ☐ 2 – 55 to 69%
- ☐ 1– 30 to 54%
- ☐ 0 –Below 30%

2. How well did the teachers prepare for the classes? *

- ☐ 4 –Thoroughly
- ☒ 3 – Satisfactorily
- ☐ 2 – Poorly
- ☐ 1 – Indifferently
- ☐ 0 – Won't teach at all

3. How well were the teachers able to communicate? *

- ☒ 4 – Always effective
- ☐ 3 – Sometimes effective
- ☐ 2 – Just satisfactorily
- ☐ 1 – Generally ineffective
- ☐ 0 – Very poor communication

4. The teacher's approach to teaching can best be described as *

- ☒ 4 – Excellent
- ☐ 3 – Very good
- ☐ 2 – Good
- ☐ 1 – Fair
- ☐ 0 – Poor

5. Fairness of the internal evaluation process by the teachers *

- ☒ 4 – Always fair
- ☐ 3 – Usually fair
- ☐ 2 – Sometimes unfair
- ☐ 1 – Usually unfair
- ☐ 0 – Unfair

6. Was your performance in assignments discussed with you? *

- ☒ 4 – Every time
- ☐ 3 – Usually
- ☐ 2 – Occasionally/Sometimes
- ☐ 1 – Rarely
- ☐ 0– Never

7. The institute takes active interest in promoting internship, student exchange, field visit opportunities for students. *

- ☒ 4 – Regularly
- ☐ 3 – Often
- ☐ 2 – Sometimes
- ☐ 1 – Rarely
- ☐ 0– Never

8. The teaching and mentoring process in your institution facilitates you in cognitive, social and emotional growth. *

- ☒ 4 – Significantly
- ☐ 3 – Very well
- ☐ 2 – Moderately
- ☐ 1 – Marginally
- ☐ 0– Not at all

9. The institution provides multiple opportunities to learn and grow. *

- ☒ 4 – Strongly agree
- ☐ 3 – Agree
- ☐ 2 – Neutral
- ☐ 1 – Disagree
- ☐ 0 – Strongly disagree

10. Teachers inform you about your expected competencies, course outcomes and programme outcomes. *

- ☒ 4 – Every time
- ☐ 3 – Usually
- ☐ 2 – Occasionally/Sometimes
- ☐ 1 – Rarely
- ☐ 0 – Never

11. Your mentor does a necessary follow-up with an assigned task to you. *

- ☒ 4 – Every time
- ☐ 3 – Usually
- ☐ 2 – Occasionally/Sometimes
- ☐ 1 – Rarely
- ☐ 0 – I don't have a mentor

12. The teachers illustrate the concepts through examples and applications. *

- ☒ 4 – Every time
- ☐ 3 – Usually
- ☐ 2 – Occasionally/Sometimes
- ☐ 1 – Rarely
- ☐ 0 – Never

13. The teachers identify your strengths and encourage you with providing right level of challenges. *

- ☒ 4 – Fully
- ☐ 3 – Reasonably
- ☐ 2 – Partially
- ☐ 1 – Slightly
- ☐ 0 – Unable to

14. Teachers are able to identify your weaknesses and help you to overcome them. *

- ☒ 4 – Every time
- ☐ 3 – Usually
- ☐ 2 – Occasionally/Sometimes
- ☐ 1 – Rarely
- ☐ 0 – Never

15. The institution makes effort to engage students in the monitoring, review and continuous quality improvement of the teaching learning process. *

- ☒ 4 – Strongly agree
- ☐ 3 – Agree
- ☐ 2 – Neutral
- ☐ 1 – Disagree
- ☐ 0 – Strongly disagree

16. The institute/ teachers use student centric methods, such as experiential learning, participative learning and problem solving methodologies for enhancing learning experiences. *

- ☒ 4 – To a great extent
- ☐ 3 – Moderate
- ☐ 2 – Some what
- ☐ 1 – Very little
- ☐ 0 – Not at all

17. Teachers encourage you to participate in extracurricular activities. *

- ☒ 4 – Strongly agree
- ☐ 3 – Agree
- ☐ 2 – Neutral
- ☐ 1 – Disagree
- ☐ 0 – Strongly disagree

18. Efforts are made by the institute/ teachers to inculcate soft skills, life skills and employability skills to make you ready for the world of work. *

- ☒ 4 – To a great extent
- ☐ 3 – Moderate
- ☐ 2 – Some what
- ☐ 1 – Very little
- ☐ 0 – Not at all

19. What percentage of teachers use ICT tools such as LCD projector, Multimedia, etc. while teaching. *

- ☐ 4 – Above 90%
- ☐ 3 – 70 – 89%
- ☒ 2 – 50 – 69%
- ☐ 1 – 30 – 49%
- ☐ 0 – Below 29%

20. The overall quality of teaching-learning process in your institute is very good. *

- ☒ 4 –Strongly agree
- ☐ 3 – Agree
- ☐ 2 – Neutral
- ☐ 1 – Disagree
- ☐ 0 – Strongly disagree

21. Give suggestions to improve the overall teaching – learning experience in your institution. *

no suggestions

This content is neither created nor endorsed by Google.

Google Forms

STUDENTS FEEDBACK FOR A.Y. 2020-21

SAU. SHANTADEVI VEDPRAKASH PATIL AYURVED COLLEGE AND RESEARCH INSTITUTE

NAME OF THE STUDENT *

Sahil Prakash Kamble

ROLL NO. *

13

EMAIL ID

sahilkamble556@gmail.com

CONTACT NO.

8830045322

YEAR OF STUDY *

- ☒ I YEAR
- ☐ II YEAR
- ☐ III YEAR
- ☐ IV YEAR

GENDER *

- ☒ MALE
- ☐ FEMALE
- ☐ TRANSGENDER

1.How much of the syllabus was covered in the class? *

- ☒ 4 – 85 to 100%
- ☐ 3 – 70 to 84%
- ☐ 2 – 55 to 69%
- ☐ 1– 30 to 54%
- ☐ 0 –Below 30%

2. How well did the teachers prepare for the classes? *

- ☒ 4 –Thoroughly
- ☐ 3 – Satisfactorily
- ☐ 2 – Poorly
- ☐ 1 – Indifferently
- ☐ 0 – Won't teach at all

3. How well were the teachers able to communicate? *

- ☒ 4 – Always effective
- ☐ 3 – Sometimes effective
- ☐ 2 – Just satisfactorily
- ☐ 1 – Generally ineffective
- ☐ 0 – Very poor communication

4. The teacher's approach to teaching can best be described as *

- ☒ 4 – Excellent
- ☐ 3 – Very good
- ☐ 2 – Good
- ☐ 1 – Fair
- ☐ 0 – Poor

5. Fairness of the internal evaluation process by the teachers *

- ☒ 4 – Always fair
- ☐ 3 – Usually fair
- ☐ 2 – Sometimes unfair
- ☐ 1 – Usually unfair
- ☐ 0 – Unfair

6. Was your performance in assignments discussed with you? *

- ☒ 4 – Every time
- ☐ 3 – Usually
- ☐ 2 – Occasionally/Sometimes
- ☐ 1 – Rarely
- ☐ 0– Never

7. The institute takes active interest in promoting internship, student exchange, field visit opportunities for students. *

- ☒ 4 – Regularly
- ☐ 3 – Often
- ☐ 2 – Sometimes
- ☐ 1 – Rarely
- ☐ 0– Never

8. The teaching and mentoring process in your institution facilitates you in cognitive, social and emotional growth. *

- ☒ 4 – Significantly
- ☐ 3 – Very well
- ☐ 2 – Moderately
- ☐ 1 – Marginally
- ☐ 0– Not at all

9. The institution provides multiple opportunities to learn and grow. *

- ☒ 4 – Strongly agree
- ☐ 3 – Agree
- ☐ 2 – Neutral
- ☐ 1 – Disagree
- ☐ 0 – Strongly disagree

10. Teachers inform you about your expected competencies, course outcomes and programme outcomes. *

- ☒ 4 – Every time
- ☐ 3 – Usually
- ☐ 2 – Occasionally/Sometimes
- ☐ 1 – Rarely
- ☐ 0 – Never

11. Your mentor does a necessary follow-up with an assigned task to you. *

- ☒ 4 – Every time
- ☐ 3 – Usually
- ☐ 2 – Occasionally/Sometimes
- ☐ 1 – Rarely
- ☐ 0 – I don't have a mentor

12. The teachers illustrate the concepts through examples and applications. *

- ☒ 4 – Every time
- ☐ 3 – Usually
- ☐ 2 – Occasionally/Sometimes
- ☐ 1 – Rarely
- ☐ 0 – Never

13. The teachers identify your strengths and encourage you with providing right level of challenges. *

- ☒ 4 – Fully
- ☐ 3 – Reasonably
- ☐ 2 – Partially
- ☐ 1 – Slightly
- ☐ 0 – Unable to

14. Teachers are able to identify your weaknesses and help you to overcome them. *

- ☒ 4 – Every time
- ☐ 3 – Usually
- ☐ 2 – Occasionally/Sometimes
- ☐ 1 – Rarely
- ☐ 0 – Never

15. The institution makes effort to engage students in the monitoring, review and continuous quality improvement of the teaching learning process. *

- ☒ 4 – Strongly agree
- ☐ 3 – Agree
- ☐ 2 – Neutral
- ☐ 1 – Disagree
- ☐ 0 – Strongly disagree

16. The institute/ teachers use student centric methods, such as experiential learning, participative learning and problem solving methodologies for enhancing learning experiences. *

- ☒ 4 – To a great extent
- ☐ 3 – Moderate
- ☐ 2 – Some what
- ☐ 1 – Very little
- ☐ 0 – Not at all

17. Teachers encourage you to participate in extracurricular activities. *

- ☒ 4 – Strongly agree
- ☐ 3 – Agree
- ☐ 2 – Neutral
- ☐ 1 – Disagree
- ☐ 0 – Strongly disagree

18. Efforts are made by the institute/ teachers to inculcate soft skills, life skills and employability skills to make you ready for the world of work. *

- ☒ 4 – To a great extent
- ☐ 3 – Moderate
- ☐ 2 – Some what
- ☐ 1 – Very little
- ☐ 0 – Not at all

19. What percentage of teachers use ICT tools such as LCD projector, Multimedia, etc. while teaching. *

- ☒ 4 – Above 90%
- ☐ 3 – 70 – 89%
- ☐ 2 – 50 – 69%
- ☐ 1 – 30 – 49%
- ☐ 0 – Below 29%

20. The overall quality of teaching-learning process in your institute is very good. *

- ☒ 4 –Strongly agree
- ☐ 3 – Agree
- ☐ 2 – Neutral
- ☐ 1 – Disagree
- ☐ 0 – Strongly disagree

21. Give suggestions to improve the overall teaching – learning experience in your institution.



.

This content is neither created nor endorsed by Google.

Google Forms

STUDENTS FEEDBACK FOR A.Y. 2020-21

SAU. SHANTADEVI VEDPRAKASH PATIL AYURVED COLLEGE AND RESEARCH INSTITUTE

NAME OF THE STUDENT *

Mohd Faizan Ziya Quadri

ROLL NO. *

23

EMAIL ID

fquadri11@gmail.com

CONTACT NO.

7083130128

YEAR OF STUDY *



I YEAR



II YEAR



III YEAR



IV YEAR

GENDER *

- ☒ MALE
- ☐ FEMALE
- ☐ TRANSGENDER

1.How much of the syllabus was covered in the class? *

- ☒ 4 – 85 to 100%
- ☐ 3 – 70 to 84%
- ☐ 2 – 55 to 69%
- ☐ 1– 30 to 54%
- ☐ 0 –Below 30%

2. How well did the teachers prepare for the classes? *

- ☒ 4 –Thoroughly
- ☐ 3 – Satisfactorily
- ☐ 2 – Poorly
- ☐ 1 – Indifferently
- ☐ 0 – Won't teach at all

3. How well were the teachers able to communicate? *

- ☒ 4 – Always effective
- ☐ 3 – Sometimes effective
- ☐ 2 – Just satisfactorily
- ☐ 1 – Generally ineffective
- ☐ 0 – Very poor communication

4. The teacher's approach to teaching can best be described as *

- ☒ 4 – Excellent
- ☐ 3 – Very good
- ☐ 2 – Good
- ☐ 1 – Fair
- ☐ 0 – Poor

5. Fairness of the internal evaluation process by the teachers *

- ☒ 4 – Always fair
- ☐ 3 – Usually fair
- ☐ 2 – Sometimes unfair
- ☐ 1 – Usually unfair
- ☐ 0 – Unfair

6. Was your performance in assignments discussed with you? *

- ☒ 4 – Every time
- ☐ 3 – Usually
- ☐ 2 – Occasionally/Sometimes
- ☐ 1 – Rarely
- ☐ 0– Never

7. The institute takes active interest in promoting internship, student exchange, field visit opportunities for students. *

- ☒ 4 – Regularly
- ☐ 3 – Often
- ☐ 2 – Sometimes
- ☐ 1 – Rarely
- ☐ 0– Never

8. The teaching and mentoring process in your institution facilitates you in cognitive, social and emotional growth. *

- ☒ 4 – Significantly
- ☐ 3 – Very well
- ☐ 2 – Moderately
- ☐ 1 – Marginally
- ☐ 0– Not at all

9. The institution provides multiple opportunities to learn and grow. *

- ☒ 4 – Strongly agree
- ☐ 3 – Agree
- ☐ 2 – Neutral
- ☐ 1 – Disagree
- ☐ 0 – Strongly disagree

10. Teachers inform you about your expected competencies, course outcomes and programme outcomes. *

- ☒ 4 – Every time
- ☐ 3 – Usually
- ☐ 2 – Occasionally/Sometimes
- ☐ 1 – Rarely
- ☐ 0 – Never

11. Your mentor does a necessary follow-up with an assigned task to you. *

- ☒ 4 – Every time
- ☐ 3 – Usually
- ☐ 2 – Occasionally/Sometimes
- ☐ 1 – Rarely
- ☐ 0 – I don't have a mentor

12. The teachers illustrate the concepts through examples and applications. *

- ☒ 4 – Every time
- ☐ 3 – Usually
- ☐ 2 – Occasionally/Sometimes
- ☐ 1 – Rarely
- ☐ 0 – Never

13. The teachers identify your strengths and encourage you with providing right level of challenges. *

- ☒ 4 – Fully
- ☐ 3 – Reasonably
- ☐ 2 – Partially
- ☐ 1 – Slightly
- ☐ 0 – Unable to

14. Teachers are able to identify your weaknesses and help you to overcome them. *

- ☒ 4 – Every time
- ☐ 3 – Usually
- ☐ 2 – Occasionally/Sometimes
- ☐ 1 – Rarely
- ☐ 0 – Never

15. The institution makes effort to engage students in the monitoring, review and continuous quality improvement of the teaching learning process. *

- ☒ 4 – Strongly agree
- ☐ 3 – Agree
- ☐ 2 – Neutral
- ☐ 1 – Disagree
- ☐ 0 – Strongly disagree

16. The institute/ teachers use student centric methods, such as experiential learning, participative learning and problem solving methodologies for enhancing learning experiences. *

- ☒ 4 – To a great extent
- ☐ 3 – Moderate
- ☐ 2 – Some what
- ☐ 1 – Very little
- ☐ 0 – Not at all

17. Teachers encourage you to participate in extracurricular activities. *

- ☒ 4 – Strongly agree
- ☐ 3 – Agree
- ☐ 2 – Neutral
- ☐ 1 – Disagree
- ☐ 0 – Strongly disagree

18. Efforts are made by the institute/ teachers to inculcate soft skills, life skills and employability skills to make you ready for the world of work. *

- ☒ 4 – To a great extent
- ☐ 3 – Moderate
- ☐ 2 – Some what
- ☐ 1 – Very little
- ☐ 0 – Not at all

19. What percentage of teachers use ICT tools such as LCD projector, Multimedia, etc. while teaching. *

- ☒ 4 – Above 90%
- ☐ 3 – 70 – 89%
- ☐ 2 – 50 – 69%
- ☐ 1 – 30 – 49%
- ☐ 0 – Below 29%

20. The overall quality of teaching-learning process in your institute is very good. *

- ☒ 4 –Strongly agree
- ☐ 3 – Agree
- ☐ 2 – Neutral
- ☐ 1 – Disagree
- ☐ 0 – Strongly disagree

21. Give suggestions to improve the overall teaching – learning experience in your institution. *

Everything is perfect

This content is neither created nor endorsed by Google.

Google Forms

STUDENTS FEEDBACK FOR A.Y. 2020-21

SAU. SHANTADEVI VEDPRAKASH PATIL AYURVED COLLEGE AND RESEARCH INSTITUTE

NAME OF THE STUDENT *

Pallavi tukaram babar

ROLL NO. *

02

EMAIL ID

pallavibabar25@gmail.com

CONTACT NO.

9307152687

YEAR OF STUDY *

- ☒ I YEAR
- ☐ II YEAR
- ☐ III YEAR
- ☐ IV YEAR

GENDER *

- ☐ MALE
- ☒ FEMALE
- ☐ TRANSGENDER

1.How much of the syllabus was covered in the class? *

- ☒ 4 – 85 to 100%
- ☐ 3 – 70 to 84%
- ☐ 2 – 55 to 69%
- ☐ 1– 30 to 54%
- ☐ 0 –Below 30%

2. How well did the teachers prepare for the classes? *

- ☒ 4 –Thoroughly
- ☐ 3 – Satisfactorily
- ☐ 2 – Poorly
- ☐ 1 – Indifferently
- ☐ 0 – Won't teach at all

3. How well were the teachers able to communicate? *

- ☒ 4 – Always effective
- ☐ 3 – Sometimes effective
- ☐ 2 – Just satisfactorily
- ☐ 1 – Generally ineffective
- ☐ 0 – Very poor communication

4. The teacher's approach to teaching can best be described as *

- ☒ 4 – Excellent
- ☐ 3 – Very good
- ☐ 2 – Good
- ☐ 1 – Fair
- ☐ 0 – Poor

5. Fairness of the internal evaluation process by the teachers *

- ☒ 4 – Always fair
- ☐ 3 – Usually fair
- ☐ 2 – Sometimes unfair
- ☐ 1 – Usually unfair
- ☐ 0 – Unfair

6. Was your performance in assignments discussed with you? *

- ☒ 4 – Every time
- ☐ 3 – Usually
- ☐ 2 – Occasionally/Sometimes
- ☐ 1 – Rarely
- ☐ 0– Never

7. The institute takes active interest in promoting internship, student exchange, field visit opportunities for students. *

- ☒ 4 – Regularly
- ☐ 3 – Often
- ☐ 2 – Sometimes
- ☐ 1 – Rarely
- ☐ 0– Never

8. The teaching and mentoring process in your institution facilitates you in cognitive, social and emotional growth. *

- ☒ 4 – Significantly
- ☐ 3 – Very well
- ☐ 2 – Moderately
- ☐ 1 – Marginally
- ☐ 0– Not at all

9. The institution provides multiple opportunities to learn and grow. *

- ☒ 4 – Strongly agree
- ☐ 3 – Agree
- ☐ 2 – Neutral
- ☐ 1 – Disagree
- ☐ 0 – Strongly disagree

10. Teachers inform you about your expected competencies, course outcomes and programme outcomes. *

- ☒ 4 – Every time
- ☐ 3 – Usually
- ☐ 2 – Occasionally/Sometimes
- ☐ 1 – Rarely
- ☐ 0 – Never

11. Your mentor does a necessary follow-up with an assigned task to you. *

- ☒ 4 – Every time
- ☐ 3 – Usually
- ☐ 2 – Occasionally/Sometimes
- ☐ 1 – Rarely
- ☐ 0 – I don't have a mentor

12. The teachers illustrate the concepts through examples and applications. *

- ☒ 4 – Every time
- ☐ 3 – Usually
- ☐ 2 – Occasionally/Sometimes
- ☐ 1 – Rarely
- ☐ 0 – Never

13. The teachers identify your strengths and encourage you with providing right level of challenges. *

- ☒ 4 – Fully
- ☐ 3 – Reasonably
- ☐ 2 – Partially
- ☐ 1 – Slightly
- ☐ 0 – Unable to

14. Teachers are able to identify your weaknesses and help you to overcome them. *

- ☒ 4 – Every time
- ☐ 3 – Usually
- ☐ 2 – Occasionally/Sometimes
- ☐ 1 – Rarely
- ☐ 0 – Never

15. The institution makes effort to engage students in the monitoring, review and continuous quality improvement of the teaching learning process. *

- ☒ 4 – Strongly agree
- ☐ 3 – Agree
- ☐ 2 – Neutral
- ☐ 1 – Disagree
- ☐ 0 – Strongly disagree

16. The institute/ teachers use student centric methods, such as experiential learning, participative learning and problem solving methodologies for enhancing learning experiences. *

- ☒ 4 – To a great extent
- ☐ 3 – Moderate
- ☐ 2 – Some what
- ☐ 1 – Very little
- ☐ 0 – Not at all

17. Teachers encourage you to participate in extracurricular activities. *

- ☒ 4 – Strongly agree
- ☐ 3 – Agree
- ☐ 2 – Neutral
- ☐ 1 – Disagree
- ☐ 0 – Strongly disagree

18. Efforts are made by the institute/ teachers to inculcate soft skills, life skills and employability skills to make you ready for the world of work. *

- ☒ 4 – To a great extent
- ☐ 3 – Moderate
- ☐ 2 – Some what
- ☐ 1 – Very little
- ☐ 0 – Not at all

19. What percentage of teachers use ICT tools such as LCD projector, Multimedia, etc. while teaching. *

- ☒ 4 – Above 90%
- ☐ 3 – 70 – 89%
- ☐ 2 – 50 – 69%
- ☐ 1 – 30 – 49%
- ☐ 0 – Below 29%

20. The overall quality of teaching-learning process in your institute is very good. *

- ☒ 4 –Strongly agree
- ☐ 3 – Agree
- ☐ 2 – Neutral
- ☐ 1 – Disagree
- ☐ 0 – Strongly disagree

21. Give suggestions to improve the overall teaching – learning experience in your institution. *

No need

This content is neither created nor endorsed by Google.

Google Forms

STUDENTS FEEDBACK FOR A.Y. 2020-21

SAU. SHANTADEVI VEDPRAKASH PATIL AYURVED COLLEGE AND RESEARCH INSTITUTE

NAME OF THE STUDENT *

Gajanan Anirudha Shinde

ROLL NO. *

43

EMAIL ID

gajananshinde121421@gmail.com

CONTACT NO.

7773904468

YEAR OF STUDY *

- ☒ I YEAR
- ☐ II YEAR
- ☐ III YEAR
- ☐ IV YEAR

GENDER *

- ☒ MALE
- ☐ FEMALE
- ☐ TRANSGENDER

1.How much of the syllabus was covered in the class? *

- ☒ 4 – 85 to 100%
- ☐ 3 – 70 to 84%
- ☐ 2 – 55 to 69%
- ☐ 1– 30 to 54%
- ☐ 0 –Below 30%

2. How well did the teachers prepare for the classes? *

- ☒ 4 –Thoroughly
- ☐ 3 – Satisfactorily
- ☐ 2 – Poorly
- ☐ 1 – Indifferently
- ☐ 0 – Won't teach at all

3. How well were the teachers able to communicate? *

- ☒ 4 – Always effective
- ☐ 3 – Sometimes effective
- ☐ 2 – Just satisfactorily
- ☐ 1 – Generally ineffective
- ☐ 0 – Very poor communication

4. The teacher's approach to teaching can best be described as *

- ☒ 4 – Excellent
- ☐ 3 – Very good
- ☐ 2 – Good
- ☐ 1 – Fair
- ☐ 0 – Poor

5. Fairness of the internal evaluation process by the teachers *

- ☒ 4 – Always fair
- ☐ 3 – Usually fair
- ☐ 2 – Sometimes unfair
- ☐ 1 – Usually unfair
- ☐ 0 – Unfair

6. Was your performance in assignments discussed with you? *

- ☒ 4 – Every time
- ☐ 3 – Usually
- ☐ 2 – Occasionally/Sometimes
- ☐ 1 – Rarely
- ☐ 0– Never

7. The institute takes active interest in promoting internship, student exchange, field visit opportunities for students. *

- ☒ 4 – Regularly
- ☐ 3 – Often
- ☐ 2 – Sometimes
- ☐ 1 – Rarely
- ☐ 0– Never

8. The teaching and mentoring process in your institution facilitates you in cognitive, social and emotional growth. *

- ☒ 4 – Significantly
- ☐ 3 – Very well
- ☐ 2 – Moderately
- ☐ 1 – Marginally
- ☐ 0– Not at all

9. The institution provides multiple opportunities to learn and grow. *

- ☒ 4 – Strongly agree
- ☐ 3 – Agree
- ☐ 2 – Neutral
- ☐ 1 – Disagree
- ☐ 0 – Strongly disagree

10. Teachers inform you about your expected competencies, course outcomes and programme outcomes. *

- ☒ 4 – Every time
- ☐ 3 – Usually
- ☐ 2 – Occasionally/Sometimes
- ☐ 1 – Rarely
- ☐ 0 – Never

11. Your mentor does a necessary follow-up with an assigned task to you. *

- ☒ 4 – Every time
- ☐ 3 – Usually
- ☐ 2 – Occasionally/Sometimes
- ☐ 1 – Rarely
- ☐ 0 – I don't have a mentor

12. The teachers illustrate the concepts through examples and applications. *

- ☒ 4 – Every time
- ☐ 3 – Usually
- ☐ 2 – Occasionally/Sometimes
- ☐ 1 – Rarely
- ☐ 0 – Never

13. The teachers identify your strengths and encourage you with providing right level of challenges. *

- ☒ 4 – Fully
- ☐ 3 – Reasonably
- ☐ 2 – Partially
- ☐ 1 – Slightly
- ☐ 0 – Unable to

14. Teachers are able to identify your weaknesses and help you to overcome them. *

- ☒ 4 – Every time
- ☐ 3 – Usually
- ☐ 2 – Occasionally/Sometimes
- ☐ 1 – Rarely
- ☐ 0 – Never

15. The institution makes effort to engage students in the monitoring, review and continuous quality improvement of the teaching learning process. *

- ☒ 4 – Strongly agree
- ☐ 3 – Agree
- ☐ 2 – Neutral
- ☐ 1 – Disagree
- ☐ 0 – Strongly disagree

16. The institute/ teachers use student centric methods, such as experiential learning, participative learning and problem solving methodologies for enhancing learning experiences. *

- ☒ 4 – To a great extent
- ☐ 3 – Moderate
- ☐ 2 – Some what
- ☐ 1 – Very little
- ☐ 0 – Not at all

17. Teachers encourage you to participate in extracurricular activities. *

- ☒ 4 – Strongly agree
- ☐ 3 – Agree
- ☐ 2 – Neutral
- ☐ 1 – Disagree
- ☐ 0 – Strongly disagree

18. Efforts are made by the institute/ teachers to inculcate soft skills, life skills and employability skills to make you ready for the world of work. *

- ☒ 4 – To a great extent
- ☐ 3 – Moderate
- ☐ 2 – Some what
- ☐ 1 – Very little
- ☐ 0 – Not at all

19. What percentage of teachers use ICT tools such as LCD projector, Multimedia, etc. while teaching. *

- ☒ 4 – Above 90%
- ☐ 3 – 70 – 89%
- ☐ 2 – 50 – 69%
- ☐ 1 – 30 – 49%
- ☐ 0 – Below 29%

20. The overall quality of teaching-learning process in your institute is very good. *

- ☒ 4 –Strongly agree
- ☐ 3 – Agree
- ☐ 2 – Neutral
- ☐ 1 – Disagree
- ☐ 0 – Strongly disagree

21. Give suggestions to improve the overall teaching – learning experience in your institution. *

1st year staff is best staff

This content is neither created nor endorsed by Google.

Google Forms

STUDENTS FEEDBACK FOR A.Y. 2020-21

SAU. SHANTADEVI VEDPRAKASH PATIL AYURVED COLLEGE AND RESEARCH INSTITUTE

NAME OF THE STUDENT *

Kadam Avantika Anil

ROLL NO. *

10

EMAIL ID

Kadamavantika20@gmail

CONTACT NO.

8999828264

YEAR OF STUDY *

- ☒ I YEAR
- ☐ II YEAR
- ☐ III YEAR
- ☐ IV YEAR

GENDER *

- ☐ MALE
- ☒ FEMALE
- ☐ TRANSGENDER

1.How much of the syllabus was covered in the class? *

- ☒ 4 – 85 to 100%
- ☐ 3 – 70 to 84%
- ☐ 2 – 55 to 69%
- ☐ 1– 30 to 54%
- ☐ 0 –Below 30%

2. How well did the teachers prepare for the classes? *

- ☒ 4 –Thoroughly
- ☐ 3 – Satisfactorily
- ☐ 2 – Poorly
- ☐ 1 – Indifferently
- ☐ 0 – Won't teach at all

3. How well were the teachers able to communicate? *

- ☒ 4 – Always effective
- ☐ 3 – Sometimes effective
- ☐ 2 – Just satisfactorily
- ☐ 1 – Generally ineffective
- ☐ 0 – Very poor communication

4. The teacher's approach to teaching can best be described as *

- ☒ 4 – Excellent
- ☐ 3 – Very good
- ☐ 2 – Good
- ☐ 1 – Fair
- ☐ 0 – Poor

5. Fairness of the internal evaluation process by the teachers *

- ☒ 4 – Always fair
- ☐ 3 – Usually fair
- ☐ 2 – Sometimes unfair
- ☐ 1 – Usually unfair
- ☐ 0 – Unfair

6. Was your performance in assignments discussed with you? *

- ☒ 4 – Every time
- ☐ 3 – Usually
- ☐ 2 – Occasionally/Sometimes
- ☐ 1 – Rarely
- ☐ 0– Never

7. The institute takes active interest in promoting internship, student exchange, field visit opportunities for students. *

- ☒ 4 – Regularly
- ☐ 3 – Often
- ☐ 2 – Sometimes
- ☐ 1 – Rarely
- ☐ 0– Never

8. The teaching and mentoring process in your institution facilitates you in cognitive, social and emotional growth. *

- ☐ 4 – Significantly
- ☒ 3 – Very well
- ☐ 2 – Moderately
- ☐ 1 – Marginally
- ☐ 0– Not at all

9. The institution provides multiple opportunities to learn and grow. *

- ☒ 4 – Strongly agree
- ☐ 3 – Agree
- ☐ 2 – Neutral
- ☐ 1 – Disagree
- ☐ 0 – Strongly disagree

10. Teachers inform you about your expected competencies, course outcomes and programme outcomes. *

- ☒ 4 – Every time
- ☐ 3 – Usually
- ☐ 2 – Occasionally/Sometimes
- ☐ 1 – Rarely
- ☐ 0 – Never

11. Your mentor does a necessary follow-up with an assigned task to you. *

- ☒ 4 – Every time
- ☐ 3 – Usually
- ☐ 2 – Occasionally/Sometimes
- ☐ 1 – Rarely
- ☐ 0 – I don't have a mentor

12. The teachers illustrate the concepts through examples and applications. *

- ☒ 4 – Every time
- ☐ 3 – Usually
- ☐ 2 – Occasionally/Sometimes
- ☐ 1 – Rarely
- ☐ 0 – Never

13. The teachers identify your strengths and encourage you with providing right level of challenges. *

- ☒ 4 – Fully
- ☐ 3 – Reasonably
- ☐ 2 – Partially
- ☐ 1 – Slightly
- ☐ 0 – Unable to

14. Teachers are able to identify your weaknesses and help you to overcome them. *

- ☒ 4 – Every time
- ☐ 3 – Usually
- ☐ 2 – Occasionally/Sometimes
- ☐ 1 – Rarely
- ☐ 0 – Never

15. The institution makes effort to engage students in the monitoring, review and continuous quality improvement of the teaching learning process. *

- ☒ 4 – Strongly agree
- ☐ 3 – Agree
- ☐ 2 – Neutral
- ☐ 1 – Disagree
- ☐ 0 – Strongly disagree

16. The institute/ teachers use student centric methods, such as experiential learning, participative learning and problem solving methodologies for enhancing learning experiences. *

- ☒ 4 – To a great extent
- ☐ 3 – Moderate
- ☐ 2 – Some what
- ☐ 1 – Very little
- ☐ 0 – Not at all

17. Teachers encourage you to participate in extracurricular activities. *

- ☒ 4 – Strongly agree
- ☐ 3 – Agree
- ☐ 2 – Neutral
- ☐ 1 – Disagree
- ☐ 0 – Strongly disagree

18. Efforts are made by the institute/ teachers to inculcate soft skills, life skills and employability skills to make you ready for the world of work. *

- ☒ 4 – To a great extent
- ☐ 3 – Moderate
- ☐ 2 – Some what
- ☐ 1 – Very little
- ☐ 0 – Not at all

19. What percentage of teachers use ICT tools such as LCD projector, Multimedia, etc. while teaching. *

- ☒ 4 – Above 90%
- ☐ 3 – 70 – 89%
- ☐ 2 – 50 – 69%
- ☐ 1 – 30 – 49%
- ☐ 0 – Below 29%

20. The overall quality of teaching-learning process in your institute is very good. *

- ☒ 4 –Strongly agree
- ☐ 3 – Agree
- ☐ 2 – Neutral
- ☐ 1 – Disagree
- ☐ 0 – Strongly disagree

21. Give suggestions to improve the overall teaching – learning experience in your institution. *

I have no suggestion teaching is very nice in college

This content is neither created nor endorsed by Google.

Google Forms

STUDENTS FEEDBACK FOR A.Y. 2020-21

SAU. SHANTADEVI VEDPRAKASH PATIL AYURVED COLLEGE AND RESEARCH INSTITUTE

NAME OF THE STUDENT *

Sharda narayan shinde

ROLL NO. *

49

EMAIL ID

Shardashinde777@gmail.com

CONTACT NO.

8857965859

YEAR OF STUDY *

- ☐ I YEAR
- ☐ II YEAR
- ☒ III YEAR
- ☐ IV YEAR

GENDER *

- ☐ MALE
- ☒ FEMALE
- ☐ TRANSGENDER

1.How much of the syllabus was covered in the class? *

- ☒ 4 – 85 to 100%
- ☐ 3 – 70 to 84%
- ☐ 2 – 55 to 69%
- ☐ 1– 30 to 54%
- ☐ 0 –Below 30%

2. How well did the teachers prepare for the classes? *

- ☒ 4 –Thoroughly
- ☐ 3 – Satisfactorily
- ☐ 2 – Poorly
- ☐ 1 – Indifferently
- ☐ 0 – Won't teach at all

3. How well were the teachers able to communicate? *

- ☒ 4 – Always effective
- ☐ 3 – Sometimes effective
- ☐ 2 – Just satisfactorily
- ☐ 1 – Generally ineffective
- ☐ 0 – Very poor communication

4. The teacher's approach to teaching can best be described as *

- ☒ 4 – Excellent
- ☐ 3 – Very good
- ☐ 2 – Good
- ☐ 1 – Fair
- ☐ 0 – Poor

5. Fairness of the internal evaluation process by the teachers *

- ☒ 4 – Always fair
- ☐ 3 – Usually fair
- ☐ 2 – Sometimes unfair
- ☐ 1 – Usually unfair
- ☐ 0 – Unfair

6. Was your performance in assignments discussed with you? *

- ☒ 4 – Every time
- ☐ 3 – Usually
- ☐ 2 – Occasionally/Sometimes
- ☐ 1 – Rarely
- ☐ 0– Never

7. The institute takes active interest in promoting internship, student exchange, field visit opportunities for students. *

- ☒ 4 – Regularly
- ☐ 3 – Often
- ☐ 2 – Sometimes
- ☐ 1 – Rarely
- ☐ 0– Never

8. The teaching and mentoring process in your institution facilitates you in cognitive, social and emotional growth. *

- ☒ 4 – Significantly
- ☐ 3 – Very well
- ☐ 2 – Moderately
- ☐ 1 – Marginally
- ☐ 0– Not at all

9. The institution provides multiple opportunities to learn and grow. *

- ☒ 4 – Strongly agree
- ☐ 3 – Agree
- ☐ 2 – Neutral
- ☐ 1 – Disagree
- ☐ 0 – Strongly disagree

10. Teachers inform you about your expected competencies, course outcomes and programme outcomes. *

- ☒ 4 – Every time
- ☐ 3 – Usually
- ☐ 2 – Occasionally/Sometimes
- ☐ 1 – Rarely
- ☐ 0 – Never

11. Your mentor does a necessary follow-up with an assigned task to you. *

- ☒ 4 – Every time
- ☐ 3 – Usually
- ☐ 2 – Occasionally/Sometimes
- ☐ 1 – Rarely
- ☐ 0 – I don't have a mentor

12. The teachers illustrate the concepts through examples and applications. *

- ☒ 4 – Every time
- ☐ 3 – Usually
- ☐ 2 – Occasionally/Sometimes
- ☐ 1 – Rarely
- ☐ 0 – Never

13. The teachers identify your strengths and encourage you with providing right level of challenges. *

- ☒ 4 – Fully
- ☐ 3 – Reasonably
- ☐ 2 – Partially
- ☐ 1 – Slightly
- ☐ 0 – Unable to

14. Teachers are able to identify your weaknesses and help you to overcome them. *

- ☒ 4 – Every time
- ☐ 3 – Usually
- ☐ 2 – Occasionally/Sometimes
- ☐ 1 – Rarely
- ☐ 0 – Never

15. The institution makes effort to engage students in the monitoring, review and continuous quality improvement of the teaching learning process. *

- ☒ 4 – Strongly agree
- ☐ 3 – Agree
- ☐ 2 – Neutral
- ☐ 1 – Disagree
- ☐ 0 – Strongly disagree

16. The institute/ teachers use student centric methods, such as experiential learning, participative learning and problem solving methodologies for enhancing learning experiences. *

- ☒ 4 – To a great extent
- ☐ 3 – Moderate
- ☐ 2 – Some what
- ☐ 1 – Very little
- ☐ 0 – Not at all

17. Teachers encourage you to participate in extracurricular activities. *

- ☒ 4 – Strongly agree
- ☐ 3 – Agree
- ☐ 2 – Neutral
- ☐ 1 – Disagree
- ☐ 0 – Strongly disagree

18. Efforts are made by the institute/ teachers to inculcate soft skills, life skills and employability skills to make you ready for the world of work. *

- ☒ 4 – To a great extent
- ☐ 3 – Moderate
- ☐ 2 – Some what
- ☐ 1 – Very little
- ☐ 0 – Not at all

19. What percentage of teachers use ICT tools such as LCD projector, Multimedia, etc. while teaching. *

- ☒ 4 – Above 90%
- ☐ 3 – 70 – 89%
- ☐ 2 – 50 – 69%
- ☐ 1 – 30 – 49%
- ☐ 0 – Below 29%

20. The overall quality of teaching-learning process in your institute is very good. *

- ☒ 4 –Strongly agree
- ☐ 3 – Agree
- ☐ 2 – Neutral
- ☐ 1 – Disagree
- ☐ 0 – Strongly disagree

21. Give suggestions to improve the overall teaching – learning experience in your institution. *

Quality of education

This content is neither created nor endorsed by Google.

Google Forms

STUDENTS FEEDBACK FOR A.Y. 2020-21

SAU. SHANTADEVI VEDPRAKASH PATIL AYURVED COLLEGE AND RESEARCH INSTITUTE

NAME OF THE STUDENT *

Radha Patil

ROLL NO. *

31

EMAIL ID

radhapatil44444@gmail.com

CONTACT NO.

7620966919

YEAR OF STUDY *

- ☒ I YEAR
- ☐ II YEAR
- ☐ III YEAR
- ☐ IV YEAR

GENDER *

- ☐ MALE
- ☒ FEMALE
- ☐ TRANSGENDER

1.How much of the syllabus was covered in the class? *

- ☒ 4 – 85 to 100%
- ☐ 3 – 70 to 84%
- ☐ 2 – 55 to 69%
- ☐ 1– 30 to 54%
- ☐ 0 –Below 30%

2. How well did the teachers prepare for the classes? *

- ☒ 4 –Thoroughly
- ☐ 3 – Satisfactorily
- ☐ 2 – Poorly
- ☐ 1 – Indifferently
- ☐ 0 – Won't teach at all

3. How well were the teachers able to communicate? *

- ☒ 4 – Always effective
- ☐ 3 – Sometimes effective
- ☐ 2 – Just satisfactorily
- ☐ 1 – Generally ineffective
- ☐ 0 – Very poor communication

4. The teacher's approach to teaching can best be described as *

- ☒ 4 – Excellent
- ☐ 3 – Very good
- ☐ 2 – Good
- ☐ 1 – Fair
- ☐ 0 – Poor

5. Fairness of the internal evaluation process by the teachers *

- ☒ 4 – Always fair
- ☐ 3 – Usually fair
- ☐ 2 – Sometimes unfair
- ☐ 1 – Usually unfair
- ☐ 0 – Unfair

6. Was your performance in assignments discussed with you? *

- ☒ 4 – Every time
- ☐ 3 – Usually
- ☐ 2 – Occasionally/Sometimes
- ☐ 1 – Rarely
- ☐ 0– Never

7. The institute takes active interest in promoting internship, student exchange, field visit opportunities for students. *

- ☒ 4 – Regularly
- ☐ 3 – Often
- ☐ 2 – Sometimes
- ☐ 1 – Rarely
- ☐ 0– Never

8. The teaching and mentoring process in your institution facilitates you in cognitive, social and emotional growth. *

- ☒ 4 – Significantly
- ☐ 3 – Very well
- ☐ 2 – Moderately
- ☐ 1 – Marginally
- ☐ 0– Not at all

9. The institution provides multiple opportunities to learn and grow. *

- ☒ 4 – Strongly agree
- ☐ 3 – Agree
- ☐ 2 – Neutral
- ☐ 1 – Disagree
- ☐ 0 – Strongly disagree

10. Teachers inform you about your expected competencies, course outcomes and programme outcomes. *

- ☒ 4 – Every time
- ☐ 3 – Usually
- ☐ 2 – Occasionally/Sometimes
- ☐ 1 – Rarely
- ☐ 0 – Never

11. Your mentor does a necessary follow-up with an assigned task to you. *

- ☒ 4 – Every time
- ☐ 3 – Usually
- ☐ 2 – Occasionally/Sometimes
- ☐ 1 – Rarely
- ☐ 0 – I don't have a mentor

12. The teachers illustrate the concepts through examples and applications. *

- ☒ 4 – Every time
- ☐ 3 – Usually
- ☐ 2 – Occasionally/Sometimes
- ☐ 1 – Rarely
- ☐ 0 – Never

13. The teachers identify your strengths and encourage you with providing right level of challenges. *

- ☒ 4 – Fully
- ☐ 3 – Reasonably
- ☐ 2 – Partially
- ☐ 1 – Slightly
- ☐ 0 – Unable to

14. Teachers are able to identify your weaknesses and help you to overcome them. *

- ☒ 4 – Every time
- ☐ 3 – Usually
- ☐ 2 – Occasionally/Sometimes
- ☐ 1 – Rarely
- ☐ 0 – Never

15. The institution makes effort to engage students in the monitoring, review and continuous quality improvement of the teaching learning process. *

- ☒ 4 – Strongly agree
- ☐ 3 – Agree
- ☐ 2 – Neutral
- ☐ 1 – Disagree
- ☐ 0 – Strongly disagree

16. The institute/ teachers use student centric methods, such as experiential learning, participative learning and problem solving methodologies for enhancing learning experiences. *

- ☒ 4 – To a great extent
- ☐ 3 – Moderate
- ☐ 2 – Some what
- ☐ 1 – Very little
- ☐ 0 – Not at all

17. Teachers encourage you to participate in extracurricular activities. *

- ☒ 4 – Strongly agree
- ☐ 3 – Agree
- ☐ 2 – Neutral
- ☐ 1 – Disagree
- ☐ 0 – Strongly disagree

18. Efforts are made by the institute/ teachers to inculcate soft skills, life skills and employability skills to make you ready for the world of work. *

- ☒ 4 – To a great extent
- ☐ 3 – Moderate
- ☐ 2 – Some what
- ☐ 1 – Very little
- ☐ 0 – Not at all

19. What percentage of teachers use ICT tools such as LCD projector, Multimedia, etc. while teaching. *

- ☒ 4 – Above 90%
- ☐ 3 – 70 – 89%
- ☐ 2 – 50 – 69%
- ☐ 1 – 30 – 49%
- ☐ 0 – Below 29%

20. The overall quality of teaching-learning process in your institute is very good. *

- ☒ 4 –Strongly agree
- ☐ 3 – Agree
- ☐ 2 – Neutral
- ☐ 1 – Disagree
- ☐ 0 – Strongly disagree

21. Give suggestions to improve the overall teaching – learning experience in your institution. *

Good

This content is neither created nor endorsed by Google.

Google Forms

STUDENTS FEEDBACK FOR A.Y. 2020-21

SAU. SHANTADEVI VEDPRAKASH PATIL AYURVED COLLEGE AND RESEARCH INSTITUTE

NAME OF THE STUDENT *

Manfusa tarannum

ROLL NO. *

19

EMAIL ID

manfusat0203@gmail.com

CONTACT NO.

9595444789

YEAR OF STUDY *

- ☒ I YEAR
- ☐ II YEAR
- ☐ III YEAR
- ☐ IV YEAR

GENDER *

- ☐ MALE
- ☒ FEMALE
- ☐ TRANSGENDER

1.How much of the syllabus was covered in the class? *

- ☒ 4 – 85 to 100%
- ☐ 3 – 70 to 84%
- ☐ 2 – 55 to 69%
- ☐ 1– 30 to 54%
- ☐ 0 –Below 30%

2. How well did the teachers prepare for the classes? *

- ☒ 4 –Thoroughly
- ☐ 3 – Satisfactorily
- ☐ 2 – Poorly
- ☐ 1 – Indifferently
- ☐ 0 – Won't teach at all

3. How well were the teachers able to communicate? *

- ☒ 4 – Always effective
- ☐ 3 – Sometimes effective
- ☐ 2 – Just satisfactorily
- ☐ 1 – Generally ineffective
- ☐ 0 – Very poor communication

4. The teacher's approach to teaching can best be described as *

- ☒ 4 – Excellent
- ☐ 3 – Very good
- ☐ 2 – Good
- ☐ 1 – Fair
- ☐ 0 – Poor

5. Fairness of the internal evaluation process by the teachers *

- ☒ 4 – Always fair
- ☐ 3 – Usually fair
- ☐ 2 – Sometimes unfair
- ☐ 1 – Usually unfair
- ☐ 0 – Unfair

6. Was your performance in assignments discussed with you? *

- ☒ 4 – Every time
- ☐ 3 – Usually
- ☐ 2 – Occasionally/Sometimes
- ☐ 1 – Rarely
- ☐ 0– Never

7. The institute takes active interest in promoting internship, student exchange, field visit opportunities for students. *

- ☒ 4 – Regularly
- ☐ 3 – Often
- ☐ 2 – Sometimes
- ☐ 1 – Rarely
- ☐ 0– Never

8. The teaching and mentoring process in your institution facilitates you in cognitive, social and emotional growth. *

- ☒ 4 – Significantly
- ☐ 3 – Very well
- ☐ 2 – Moderately
- ☐ 1 – Marginally
- ☐ 0– Not at all

9. The institution provides multiple opportunities to learn and grow. *

- ☐ 4 – Strongly agree
- ☒ 3 – Agree
- ☐ 2 – Neutral
- ☐ 1 – Disagree
- ☐ 0 – Strongly disagree

10. Teachers inform you about your expected competencies, course outcomes and programme outcomes. *

- ☒ 4 – Every time
- ☐ 3 – Usually
- ☐ 2 – Occasionally/Sometimes
- ☐ 1 – Rarely
- ☐ 0 – Never

11. Your mentor does a necessary follow-up with an assigned task to you. *

- ☒ 4 – Every time
- ☐ 3 – Usually
- ☐ 2 – Occasionally/Sometimes
- ☐ 1 – Rarely
- ☐ 0 – I don't have a mentor

12. The teachers illustrate the concepts through examples and applications. *

- ☒ 4 – Every time
- ☐ 3 – Usually
- ☐ 2 – Occasionally/Sometimes
- ☐ 1 – Rarely
- ☐ 0 – Never

13. The teachers identify your strengths and encourage you with providing right level of challenges. *

- ☒ 4 – Fully
- ☐ 3 – Reasonably
- ☐ 2 – Partially
- ☐ 1 – Slightly
- ☐ 0 – Unable to

14. Teachers are able to identify your weaknesses and help you to overcome them. *

- ☐ 4 – Every time
- ☒ 3 – Usually
- ☐ 2 – Occasionally/Sometimes
- ☐ 1 – Rarely
- ☐ 0 – Never

15. The institution makes effort to engage students in the monitoring, review and continuous quality improvement of the teaching learning process. *

- ☒ 4 – Strongly agree
- ☐ 3 – Agree
- ☐ 2 – Neutral
- ☐ 1 – Disagree
- ☐ 0 – Strongly disagree

16. The institute/ teachers use student centric methods, such as experiential learning, participative learning and problem solving methodologies for enhancing learning experiences. *

- ☒ 4 – To a great extent
- ☐ 3 – Moderate
- ☐ 2 – Some what
- ☐ 1 – Very little
- ☐ 0 – Not at all

17. Teachers encourage you to participate in extracurricular activities. *

- ☒ 4 – Strongly agree
- ☐ 3 – Agree
- ☐ 2 – Neutral
- ☐ 1 – Disagree
- ☐ 0 – Strongly disagree

18. Efforts are made by the institute/ teachers to inculcate soft skills, life skills and employability skills to make you ready for the world of work. *

- ☒ 4 – To a great extent
- ☐ 3 – Moderate
- ☐ 2 – Some what
- ☐ 1 – Very little
- ☐ 0 – Not at all

19. What percentage of teachers use ICT tools such as LCD projector, Multimedia, etc. while teaching. *

- ☐ 4 – Above 90%
- ☒ 3 – 70 – 89%
- ☐ 2 – 50 – 69%
- ☐ 1 – 30 – 49%
- ☐ 0 – Below 29%

20. The overall quality of teaching-learning process in your institute is very good. *

- ☒ 4 –Strongly agree
- ☐ 3 – Agree
- ☐ 2 – Neutral
- ☐ 1 – Disagree
- ☐ 0 – Strongly disagree

21. Give suggestions to improve the overall teaching – learning experience in your institution. *

Use better grabhic and visual media to engage students well

This content is neither created nor endorsed by Google.

Google Forms

STUDENTS FEEDBACK FOR A.Y. 2020-21

SAU. SHANTADEVI VEDPRAKASH PATIL AYURVED COLLEGE AND RESEARCH INSTITUTE

NAME OF THE STUDENT *

Musale supriya balaji

ROLL NO. *

31

EMAIL ID

Musalesupriya16@gmail.com

CONTACT NO.

8208246599

YEAR OF STUDY *

- ☐ I YEAR
- ☐ II YEAR
- ☒ III YEAR
- ☐ IV YEAR

GENDER *

- ☐ MALE
- ☒ FEMALE
- ☐ TRANSGENDER

1.How much of the syllabus was covered in the class? *

- ☒ 4 – 85 to 100%
- ☐ 3 – 70 to 84%
- ☐ 2 – 55 to 69%
- ☐ 1– 30 to 54%
- ☐ 0 –Below 30%

2. How well did the teachers prepare for the classes? *

- ☒ 4 –Thoroughly
- ☐ 3 – Satisfactorily
- ☐ 2 – Poorly
- ☐ 1 – Indifferently
- ☐ 0 – Won't teach at all

3. How well were the teachers able to communicate? *

- ☒ 4 – Always effective
- ☐ 3 – Sometimes effective
- ☐ 2 – Just satisfactorily
- ☐ 1 – Generally ineffective
- ☐ 0 – Very poor communication

4. The teacher's approach to teaching can best be described as *

- ☒ 4 – Excellent
- ☐ 3 – Very good
- ☐ 2 – Good
- ☐ 1 – Fair
- ☐ 0 – Poor

5. Fairness of the internal evaluation process by the teachers *

- ☒ 4 – Always fair
- ☐ 3 – Usually fair
- ☐ 2 – Sometimes unfair
- ☐ 1 – Usually unfair
- ☐ 0 – Unfair

6. Was your performance in assignments discussed with you? *

- ☒ 4 – Every time
- ☐ 3 – Usually
- ☐ 2 – Occasionally/Sometimes
- ☐ 1 – Rarely
- ☐ 0– Never

7. The institute takes active interest in promoting internship, student exchange, field visit opportunities for students. *

- ☒ 4 – Regularly
- ☐ 3 – Often
- ☐ 2 – Sometimes
- ☐ 1 – Rarely
- ☐ 0– Never

8. The teaching and mentoring process in your institution facilitates you in cognitive, social and emotional growth. *

- ☒ 4 – Significantly
- ☐ 3 – Very well
- ☐ 2 – Moderately
- ☐ 1 – Marginally
- ☐ 0– Not at all

9. The institution provides multiple opportunities to learn and grow. *

- ☐ 4 – Strongly agree
- ☒ 3 – Agree
- ☐ 2 – Neutral
- ☐ 1 – Disagree
- ☐ 0 – Strongly disagree

10. Teachers inform you about your expected competencies, course outcomes and programme outcomes. *

- ☒ 4 – Every time
- ☐ 3 – Usually
- ☐ 2 – Occasionally/Sometimes
- ☐ 1 – Rarely
- ☐ 0 – Never

11. Your mentor does a necessary follow-up with an assigned task to you. *

- ☒ 4 – Every time
- ☐ 3 – Usually
- ☐ 2 – Occasionally/Sometimes
- ☐ 1 – Rarely
- ☐ 0 – I don't have a mentor

12. The teachers illustrate the concepts through examples and applications. *

- ☒ 4 – Every time
- ☐ 3 – Usually
- ☐ 2 – Occasionally/Sometimes
- ☐ 1 – Rarely
- ☐ 0 – Never

13. The teachers identify your strengths and encourage you with providing right level of challenges. *

- ☒ 4 – Fully
- ☐ 3 – Reasonably
- ☐ 2 – Partially
- ☐ 1 – Slightly
- ☐ 0 – Unable to

14. Teachers are able to identify your weaknesses and help you to overcome them. *

- ☒ 4 – Every time
- ☐ 3 – Usually
- ☐ 2 – Occasionally/Sometimes
- ☐ 1 – Rarely
- ☐ 0 – Never

15. The institution makes effort to engage students in the monitoring, review and continuous quality improvement of the teaching learning process. *

- ☒ 4 – Strongly agree
- ☐ 3 – Agree
- ☐ 2 – Neutral
- ☐ 1 – Disagree
- ☐ 0 – Strongly disagree

16. The institute/ teachers use student centric methods, such as experiential learning, participative learning and problem solving methodologies for enhancing learning experiences. *

- ☒ 4 – To a great extent
- ☐ 3 – Moderate
- ☐ 2 – Some what
- ☐ 1 – Very little
- ☐ 0 – Not at all

17. Teachers encourage you to participate in extracurricular activities. *

- ☒ 4 – Strongly agree
- ☐ 3 – Agree
- ☐ 2 – Neutral
- ☐ 1 – Disagree
- ☐ 0 – Strongly disagree

18. Efforts are made by the institute/ teachers to inculcate soft skills, life skills and employability skills to make you ready for the world of work. *

- ☒ 4 – To a great extent
- ☐ 3 – Moderate
- ☐ 2 – Some what
- ☐ 1 – Very little
- ☐ 0 – Not at all

19. What percentage of teachers use ICT tools such as LCD projector, Multimedia, etc. while teaching. *

- ☒ 4 – Above 90%
- ☐ 3 – 70 – 89%
- ☐ 2 – 50 – 69%
- ☐ 1 – 30 – 49%
- ☐ 0 – Below 29%

20. The overall quality of teaching-learning process in your institute is very good. *

- ☒ 4 –Strongly agree
- ☐ 3 – Agree
- ☐ 2 – Neutral
- ☐ 1 – Disagree
- ☐ 0 – Strongly disagree

21. Give suggestions to improve the overall teaching – learning experience in your institution. *

Everything is excellent no suggestion

This content is neither created nor endorsed by Google.

Google Forms

STUDENTS FEEDBACK FOR A.Y. 2020-21

SAU. SHANTADEVI VEDPRAKASH PATIL AYURVED COLLEGE AND RESEARCH INSTITUTE

NAME OF THE STUDENT *

Gayatri Rajesh Malewar

ROLL NO. *

18

EMAIL ID

gayatrimalewar175@gmail.com

CONTACT NO.

7410751706

YEAR OF STUDY *

- ☒ I YEAR
- ☐ II YEAR
- ☐ III YEAR
- ☐ IV YEAR

GENDER *

- ☐ MALE
- ☒ FEMALE
- ☐ TRANSGENDER

1.How much of the syllabus was covered in the class? *

- ☒ 4 – 85 to 100%
- ☐ 3 – 70 to 84%
- ☐ 2 – 55 to 69%
- ☐ 1– 30 to 54%
- ☐ 0 –Below 30%

2. How well did the teachers prepare for the classes? *

- ☒ 4 –Thoroughly
- ☐ 3 – Satisfactorily
- ☐ 2 – Poorly
- ☐ 1 – Indifferently
- ☐ 0 – Won't teach at all

3. How well were the teachers able to communicate? *

- ☒ 4 – Always effective
- ☐ 3 – Sometimes effective
- ☐ 2 – Just satisfactorily
- ☐ 1 – Generally ineffective
- ☐ 0 – Very poor communication

4. The teacher's approach to teaching can best be described as *

- ☒ 4 – Excellent
- ☐ 3 – Very good
- ☐ 2 – Good
- ☐ 1 – Fair
- ☐ 0 – Poor

5. Fairness of the internal evaluation process by the teachers *

- ☒ 4 – Always fair
- ☐ 3 – Usually fair
- ☐ 2 – Sometimes unfair
- ☐ 1 – Usually unfair
- ☐ 0 – Unfair

6. Was your performance in assignments discussed with you? *

- ☒ 4 – Every time
- ☐ 3 – Usually
- ☐ 2 – Occasionally/Sometimes
- ☐ 1 – Rarely
- ☐ 0– Never

7. The institute takes active interest in promoting internship, student exchange, field visit opportunities for students. *

- ☒ 4 – Regularly
- ☐ 3 – Often
- ☐ 2 – Sometimes
- ☐ 1 – Rarely
- ☐ 0– Never

8. The teaching and mentoring process in your institution facilitates you in cognitive, social and emotional growth. *

- ☒ 4 – Significantly
- ☐ 3 – Very well
- ☐ 2 – Moderately
- ☐ 1 – Marginally
- ☐ 0– Not at all

9. The institution provides multiple opportunities to learn and grow. *

- ☒ 4 – Strongly agree
- ☐ 3 – Agree
- ☐ 2 – Neutral
- ☐ 1 – Disagree
- ☐ 0 – Strongly disagree

10. Teachers inform you about your expected competencies, course outcomes and programme outcomes. *

- ☒ 4 – Every time
- ☐ 3 – Usually
- ☐ 2 – Occasionally/Sometimes
- ☐ 1 – Rarely
- ☐ 0 – Never

11. Your mentor does a necessary follow-up with an assigned task to you. *

- ☒ 4 – Every time
- ☐ 3 – Usually
- ☐ 2 – Occasionally/Sometimes
- ☐ 1 – Rarely
- ☐ 0 – I don't have a mentor

12. The teachers illustrate the concepts through examples and applications. *

- ☒ 4 – Every time
- ☐ 3 – Usually
- ☐ 2 – Occasionally/Sometimes
- ☐ 1 – Rarely
- ☐ 0 – Never

13. The teachers identify your strengths and encourage you with providing right level of challenges. *

- ☒ 4 – Fully
- ☐ 3 – Reasonably
- ☐ 2 – Partially
- ☐ 1 – Slightly
- ☐ 0 – Unable to

14. Teachers are able to identify your weaknesses and help you to overcome them. *

- ☒ 4 – Every time
- ☐ 3 – Usually
- ☐ 2 – Occasionally/Sometimes
- ☐ 1 – Rarely
- ☐ 0 – Never

15. The institution makes effort to engage students in the monitoring, review and continuous quality improvement of the teaching learning process. *

- ☒ 4 – Strongly agree
- ☐ 3 – Agree
- ☐ 2 – Neutral
- ☐ 1 – Disagree
- ☐ 0 – Strongly disagree

16. The institute/ teachers use student centric methods, such as experiential learning, participative learning and problem solving methodologies for enhancing learning experiences. *

- ☒ 4 – To a great extent
- ☐ 3 – Moderate
- ☐ 2 – Some what
- ☐ 1 – Very little
- ☐ 0 – Not at all

17. Teachers encourage you to participate in extracurricular activities. *

- ☒ 4 – Strongly agree
- ☐ 3 – Agree
- ☐ 2 – Neutral
- ☐ 1 – Disagree
- ☐ 0 – Strongly disagree

18. Efforts are made by the institute/ teachers to inculcate soft skills, life skills and employability skills to make you ready for the world of work. *

- ☒ 4 – To a great extent
- ☐ 3 – Moderate
- ☐ 2 – Some what
- ☐ 1 – Very little
- ☐ 0 – Not at all

19. What percentage of teachers use ICT tools such as LCD projector, Multimedia, etc. while teaching. *

- ☒ 4 – Above 90%
- ☐ 3 – 70 – 89%
- ☐ 2 – 50 – 69%
- ☐ 1 – 30 – 49%
- ☐ 0 – Below 29%

20. The overall quality of teaching-learning process in your institute is very good. *

- ☒ 4 –Strongly agree
- ☐ 3 – Agree
- ☐ 2 – Neutral
- ☐ 1 – Disagree
- ☐ 0 – Strongly disagree

21. Give suggestions to improve the overall teaching – learning experience in your institution. *

Good work

This content is neither created nor endorsed by Google.

Google Forms

STUDENTS FEEDBACK FOR A.Y. 2020-21

SAU. SHANTADEVI VEDPRAKASH PATIL AYURVED COLLEGE AND RESEARCH INSTITUTE

NAME OF THE STUDENT *

S. S. V. P. AC and RI

ROLL NO. *

44

EMAIL ID

vaishnavipshinde21@gmail.com

CONTACT NO.

8446873368

YEAR OF STUDY *

- ☒ I YEAR
- ☐ II YEAR
- ☐ III YEAR
- ☐ IV YEAR

GENDER *

- ☐ MALE
- ☒ FEMALE
- ☐ TRANSGENDER

1.How much of the syllabus was covered in the class? *

- ☒ 4 – 85 to 100%
- ☐ 3 – 70 to 84%
- ☐ 2 – 55 to 69%
- ☐ 1– 30 to 54%
- ☐ 0 –Below 30%

2. How well did the teachers prepare for the classes? *

- ☒ 4 –Thoroughly
- ☐ 3 – Satisfactorily
- ☐ 2 – Poorly
- ☐ 1 – Indifferently
- ☐ 0 – Won't teach at all

3. How well were the teachers able to communicate? *

- ☒ 4 – Always effective
- ☐ 3 – Sometimes effective
- ☐ 2 – Just satisfactorily
- ☐ 1 – Generally ineffective
- ☐ 0 – Very poor communication

4. The teacher's approach to teaching can best be described as *

- ☒ 4 – Excellent
- ☐ 3 – Very good
- ☐ 2 – Good
- ☐ 1 – Fair
- ☐ 0 – Poor

5. Fairness of the internal evaluation process by the teachers *

- ☒ 4 – Always fair
- ☐ 3 – Usually fair
- ☐ 2 – Sometimes unfair
- ☐ 1 – Usually unfair
- ☐ 0 – Unfair

6. Was your performance in assignments discussed with you? *

- ☒ 4 – Every time
- ☐ 3 – Usually
- ☐ 2 – Occasionally/Sometimes
- ☐ 1 – Rarely
- ☐ 0– Never

7. The institute takes active interest in promoting internship, student exchange, field visit opportunities for students. *

- ☒ 4 – Regularly
- ☐ 3 – Often
- ☐ 2 – Sometimes
- ☐ 1 – Rarely
- ☐ 0– Never

8. The teaching and mentoring process in your institution facilitates you in cognitive, social and emotional growth. *

- ☒ 4 – Significantly
- ☐ 3 – Very well
- ☐ 2 – Moderately
- ☐ 1 – Marginally
- ☐ 0– Not at all

9. The institution provides multiple opportunities to learn and grow. *

- ☒ 4 – Strongly agree
- ☐ 3 – Agree
- ☐ 2 – Neutral
- ☐ 1 – Disagree
- ☐ 0 – Strongly disagree

10. Teachers inform you about your expected competencies, course outcomes and programme outcomes. *

- ☒ 4 – Every time
- ☐ 3 – Usually
- ☐ 2 – Occasionally/Sometimes
- ☐ 1 – Rarely
- ☐ 0 – Never

11. Your mentor does a necessary follow-up with an assigned task to you. *

- ☒ 4 – Every time
- ☐ 3 – Usually
- ☐ 2 – Occasionally/Sometimes
- ☐ 1 – Rarely
- ☐ 0 – I don't have a mentor

12. The teachers illustrate the concepts through examples and applications. *

- ☒ 4 – Every time
- ☐ 3 – Usually
- ☐ 2 – Occasionally/Sometimes
- ☐ 1 – Rarely
- ☐ 0 – Never

13. The teachers identify your strengths and encourage you with providing right level of challenges. *

- ☒ 4 – Fully
- ☐ 3 – Reasonably
- ☐ 2 – Partially
- ☐ 1 – Slightly
- ☐ 0 – Unable to

14. Teachers are able to identify your weaknesses and help you to overcome them. *

- ☒ 4 – Every time
- ☐ 3 – Usually
- ☐ 2 – Occasionally/Sometimes
- ☐ 1 – Rarely
- ☐ 0 – Never

15. The institution makes effort to engage students in the monitoring, review and continuous quality improvement of the teaching learning process. *

- ☒ 4 – Strongly agree
- ☐ 3 – Agree
- ☐ 2 – Neutral
- ☐ 1 – Disagree
- ☐ 0 – Strongly disagree

16. The institute/ teachers use student centric methods, such as experiential learning, participative learning and problem solving methodologies for enhancing learning experiences. *

- ☒ 4 – To a great extent
- ☐ 3 – Moderate
- ☐ 2 – Some what
- ☐ 1 – Very little
- ☐ 0 – Not at all

17. Teachers encourage you to participate in extracurricular activities. *

- ☒ 4 – Strongly agree
- ☐ 3 – Agree
- ☐ 2 – Neutral
- ☐ 1 – Disagree
- ☐ 0 – Strongly disagree

18. Efforts are made by the institute/ teachers to inculcate soft skills, life skills and employability skills to make you ready for the world of work. *

- ☒ 4 – To a great extent
- ☐ 3 – Moderate
- ☐ 2 – Some what
- ☐ 1 – Very little
- ☐ 0 – Not at all

19. What percentage of teachers use ICT tools such as LCD projector, Multimedia, etc. while teaching. *

- ☒ 4 – Above 90%
- ☐ 3 – 70 – 89%
- ☐ 2 – 50 – 69%
- ☐ 1 – 30 – 49%
- ☐ 0 – Below 29%

20. The overall quality of teaching-learning process in your institute is very good. *

- ☒ 4 –Strongly agree
- ☐ 3 – Agree
- ☐ 2 – Neutral
- ☐ 1 – Disagree
- ☐ 0 – Strongly disagree

21. Give suggestions to improve the overall teaching – learning experience in your institution. *

Everything is good enough.

This content is neither created nor endorsed by Google.

Google Forms

STUDENTS FEEDBACK FOR A.Y. 2020-21

SAU. SHANTADEVI VEDPRAKASH PATIL AYURVED COLLEGE AND RESEARCH INSTITUTE

NAME OF THE STUDENT *

Aaliya Fatema Shakeel Ahemad

ROLL NO. *

1

EMAIL ID

aaliyafatema86@gmail.com

CONTACT NO.

8888933098

YEAR OF STUDY *



I YEAR



II YEAR



III YEAR



IV YEAR

GENDER *

- ☐ MALE
- ☒ FEMALE
- ☐ TRANSGENDER

1.How much of the syllabus was covered in the class? *

- ☒ 4 – 85 to 100%
- ☐ 3 – 70 to 84%
- ☐ 2 – 55 to 69%
- ☐ 1– 30 to 54%
- ☐ 0 –Below 30%

2. How well did the teachers prepare for the classes? *

- ☒ 4 –Thoroughly
- ☐ 3 – Satisfactorily
- ☐ 2 – Poorly
- ☐ 1 – Indifferently
- ☐ 0 – Won't teach at all

3. How well were the teachers able to communicate? *

- ☒ 4 – Always effective
- ☐ 3 – Sometimes effective
- ☐ 2 – Just satisfactorily
- ☐ 1 – Generally ineffective
- ☐ 0 – Very poor communication

4. The teacher's approach to teaching can best be described as *

- ☒ 4 – Excellent
- ☐ 3 – Very good
- ☐ 2 – Good
- ☐ 1 – Fair
- ☐ 0 – Poor

5. Fairness of the internal evaluation process by the teachers *

- ☒ 4 – Always fair
- ☐ 3 – Usually fair
- ☐ 2 – Sometimes unfair
- ☐ 1 – Usually unfair
- ☐ 0 – Unfair

6. Was your performance in assignments discussed with you? *

- ☒ 4 – Every time
- ☐ 3 – Usually
- ☐ 2 – Occasionally/Sometimes
- ☐ 1 – Rarely
- ☐ 0– Never

7. The institute takes active interest in promoting internship, student exchange, field visit opportunities for students. *

- ☐ 4 – Regularly
- ☒ 3 – Often
- ☐ 2 – Sometimes
- ☐ 1 – Rarely
- ☐ 0– Never

8. The teaching and mentoring process in your institution facilitates you in cognitive, social and emotional growth. *

- ☐ 4 – Significantly
- ☒ 3 – Very well
- ☐ 2 – Moderately
- ☐ 1 – Marginally
- ☐ 0– Not at all

9. The institution provides multiple opportunities to learn and grow. *

- ☒ 4 – Strongly agree
- ☐ 3 – Agree
- ☐ 2 – Neutral
- ☐ 1 – Disagree
- ☐ 0 – Strongly disagree

10. Teachers inform you about your expected competencies, course outcomes and programme outcomes. *

- ☐ 4 – Every time
- ☒ 3 – Usually
- ☐ 2 – Occasionally/Sometimes
- ☐ 1 – Rarely
- ☐ 0 – Never

11. Your mentor does a necessary follow-up with an assigned task to you. *

- ☐ 4 – Every time
- ☒ 3 – Usually
- ☐ 2 – Occasionally/Sometimes
- ☐ 1 – Rarely
- ☐ 0 – I don't have a mentor

12. The teachers illustrate the concepts through examples and applications. *

- ☒ 4 – Every time
- ☐ 3 – Usually
- ☐ 2 – Occasionally/Sometimes
- ☐ 1 – Rarely
- ☐ 0 – Never

13. The teachers identify your strengths and encourage you with providing right level of challenges. *

- ☐ 4 – Fully
- ☒ 3 – Reasonably
- ☐ 2 – Partially
- ☐ 1 – Slightly
- ☐ 0 – Unable to

14. Teachers are able to identify your weaknesses and help you to overcome them. *

- ☒ 4 – Every time
- ☐ 3 – Usually
- ☐ 2 – Occasionally/Sometimes
- ☐ 1 – Rarely
- ☐ 0 – Never

15. The institution makes effort to engage students in the monitoring, review and continuous quality improvement of the teaching learning process. *

- ☒ 4 – Strongly agree
- ☐ 3 – Agree
- ☐ 2 – Neutral
- ☐ 1 – Disagree
- ☐ 0 – Strongly disagree

16. The institute/ teachers use student centric methods, such as experiential learning, participative learning and problem solving methodologies for enhancing learning experiences. *

- ☒ 4 – To a great extent
- ☐ 3 – Moderate
- ☐ 2 – Some what
- ☐ 1 – Very little
- ☐ 0 – Not at all

17. Teachers encourage you to participate in extracurricular activities. *

- ☒ 4 – Strongly agree
- ☐ 3 – Agree
- ☐ 2 – Neutral
- ☐ 1 – Disagree
- ☐ 0 – Strongly disagree

18. Efforts are made by the institute/ teachers to inculcate soft skills, life skills and employability skills to make you ready for the world of work. *

- ☐ 4 – To a great extent
- ☒ 3 – Moderate
- ☐ 2 – Some what
- ☐ 1 – Very little
- ☐ 0 – Not at all

19. What percentage of teachers use ICT tools such as LCD projector, Multimedia, etc. while teaching. *

- ☐ 4 – Above 90%
- ☒ 3 – 70 – 89%
- ☐ 2 – 50 – 69%
- ☐ 1 – 30 – 49%
- ☐ 0 – Below 29%

20. The overall quality of teaching-learning process in your institute is very good. *

- ☒ 4 –Strongly agree
- ☐ 3 – Agree
- ☐ 2 – Neutral
- ☐ 1 – Disagree
- ☐ 0 – Strongly disagree

21. Give suggestions to improve the overall teaching – learning experience in your institution. *

No need

This content is neither created nor endorsed by Google.

Google Forms

STUDENTS FEEDBACK FOR A.Y. 2020-21

SAU. SHANTADEVI VEDPRAKASH PATIL AYURVED COLLEGE AND RESEARCH INSTITUTE

NAME OF THE STUDENT *

Raut Rohini Shivajirao

ROLL NO. *

35

EMAIL ID

rautrohini83@gmail.com

CONTACT NO.

9975433892

YEAR OF STUDY *

- ☒ I YEAR
- ☐ II YEAR
- ☐ III YEAR
- ☐ IV YEAR

GENDER *

- ☐ MALE
- ☒ FEMALE
- ☐ TRANSGENDER

1.How much of the syllabus was covered in the class? *

- ☒ 4 – 85 to 100%
- ☐ 3 – 70 to 84%
- ☐ 2 – 55 to 69%
- ☐ 1– 30 to 54%
- ☐ 0 –Below 30%

2. How well did the teachers prepare for the classes? *

- ☒ 4 –Thoroughly
- ☐ 3 – Satisfactorily
- ☐ 2 – Poorly
- ☐ 1 – Indifferently
- ☐ 0 – Won't teach at all

3. How well were the teachers able to communicate? *

- ☒ 4 – Always effective
- ☐ 3 – Sometimes effective
- ☐ 2 – Just satisfactorily
- ☐ 1 – Generally ineffective
- ☐ 0 – Very poor communication

4. The teacher's approach to teaching can best be described as *

- ☐ 4 – Excellent
- ☒ 3 – Very good
- ☐ 2 – Good
- ☐ 1 – Fair
- ☐ 0 – Poor

5. Fairness of the internal evaluation process by the teachers *

- ☒ 4 – Always fair
- ☐ 3 – Usually fair
- ☐ 2 – Sometimes unfair
- ☐ 1 – Usually unfair
- ☐ 0 – Unfair

6. Was your performance in assignments discussed with you? *

- ☐ 4 – Every time
- ☒ 3 – Usually
- ☐ 2 – Occasionally/Sometimes
- ☐ 1 – Rarely
- ☐ 0– Never

7. The institute takes active interest in promoting internship, student exchange, field visit opportunities for students. *

- ☐ 4 – Regularly
- ☒ 3 – Often
- ☐ 2 – Sometimes
- ☐ 1 – Rarely
- ☐ 0– Never

8. The teaching and mentoring process in your institution facilitates you in cognitive, social and emotional growth. *

- ☐ 4 – Significantly
- ☒ 3 – Very well
- ☐ 2 – Moderately
- ☐ 1 – Marginally
- ☐ 0– Not at all

9. The institution provides multiple opportunities to learn and grow. *

- ☐ 4 – Strongly agree
- ☒ 3 – Agree
- ☐ 2 – Neutral
- ☐ 1 – Disagree
- ☐ 0 – Strongly disagree

10. Teachers inform you about your expected competencies, course outcomes and programme outcomes. *

- ☐ 4 – Every time
- ☒ 3 – Usually
- ☐ 2 – Occasionally/Sometimes
- ☐ 1 – Rarely
- ☐ 0 – Never

11. Your mentor does a necessary follow-up with an assigned task to you. *

- ☐ 4 – Every time
- ☒ 3 – Usually
- ☐ 2 – Occasionally/Sometimes
- ☐ 1 – Rarely
- ☐ 0 – I don't have a mentor

12. The teachers illustrate the concepts through examples and applications. *

- ☒ 4 – Every time
- ☐ 3 – Usually
- ☐ 2 – Occasionally/Sometimes
- ☐ 1 – Rarely
- ☐ 0 – Never

13. The teachers identify your strengths and encourage you with providing right level of challenges. *

- ☐ 4 – Fully
- ☒ 3 – Reasonably
- ☐ 2 – Partially
- ☐ 1 – Slightly
- ☐ 0 – Unable to

14. Teachers are able to identify your weaknesses and help you to overcome them. *

- ☐ 4 – Every time
- ☒ 3 – Usually
- ☐ 2 – Occasionally/Sometimes
- ☐ 1 – Rarely
- ☐ 0 – Never

15. The institution makes effort to engage students in the monitoring, review and continuous quality improvement of the teaching learning process. *

- ☐ 4 – Strongly agree
- ☒ 3 – Agree
- ☐ 2 – Neutral
- ☐ 1 – Disagree
- ☐ 0 – Strongly disagree

16. The institute/ teachers use student centric methods, such as experiential learning, participative learning and problem solving methodologies for enhancing learning experiences. *

- ☒ 4 – To a great extent
- ☐ 3 – Moderate
- ☐ 2 – Some what
- ☐ 1 – Very little
- ☐ 0 – Not at all

17. Teachers encourage you to participate in extracurricular activities. *

- ☐ 4 – Strongly agree
- ☒ 3 – Agree
- ☐ 2 – Neutral
- ☐ 1 – Disagree
- ☐ 0 – Strongly disagree

18. Efforts are made by the institute/ teachers to inculcate soft skills, life skills and employability skills to make you ready for the world of work. *

- ☐ 4 – To a great extent
- ☒ 3 – Moderate
- ☐ 2 – Some what
- ☐ 1 – Very little
- ☐ 0 – Not at all

19. What percentage of teachers use ICT tools such as LCD projector, Multimedia, etc. while teaching. *

- ☐ 4 – Above 90%
- ☒ 3 – 70 – 89%
- ☐ 2 – 50 – 69%
- ☐ 1 – 30 – 49%
- ☐ 0 – Below 29%

20. The overall quality of teaching-learning process in your institute is very good. *

- ☐ 4 –Strongly agree
- ☒ 3 – Agree
- ☐ 2 – Neutral
- ☐ 1 – Disagree
- ☐ 0 – Strongly disagree

21. Give suggestions to improve the overall teaching – learning experience in your institution. *

All Teaching staff is good

This content is neither created nor endorsed by Google.

Google Forms

STUDENTS FEEDBACK FOR A.Y. 2020-21

SAU. SHANTADEVI VEDPRAKASH PATIL AYURVED COLLEGE AND RESEARCH INSTITUTE

NAME OF THE STUDENT *

Abhianandan shrangare

ROLL NO. *

46

EMAIL ID

ashrangare2@gmail.com

CONTACT NO.

9049279471

YEAR OF STUDY *

- ☒ I YEAR
- ☐ II YEAR
- ☐ III YEAR
- ☐ IV YEAR

GENDER *

- ☒ MALE
- ☐ FEMALE
- ☐ TRANSGENDER

1.How much of the syllabus was covered in the class? *

- ☒ 4 – 85 to 100%
- ☐ 3 – 70 to 84%
- ☐ 2 – 55 to 69%
- ☐ 1– 30 to 54%
- ☐ 0 –Below 30%

2. How well did the teachers prepare for the classes? *

- ☒ 4 –Thoroughly
- ☐ 3 – Satisfactorily
- ☐ 2 – Poorly
- ☐ 1 – Indifferently
- ☐ 0 – Won't teach at all

3. How well were the teachers able to communicate? *

- ☒ 4 – Always effective
- ☐ 3 – Sometimes effective
- ☐ 2 – Just satisfactorily
- ☐ 1 – Generally ineffective
- ☐ 0 – Very poor communication

4. The teacher's approach to teaching can best be described as *

- ☒ 4 – Excellent
- ☐ 3 – Very good
- ☐ 2 – Good
- ☐ 1 – Fair
- ☐ 0 – Poor

5. Fairness of the internal evaluation process by the teachers *

- ☒ 4 – Always fair
- ☐ 3 – Usually fair
- ☐ 2 – Sometimes unfair
- ☐ 1 – Usually unfair
- ☐ 0 – Unfair

6. Was your performance in assignments discussed with you? *

- ☒ 4 – Every time
- ☐ 3 – Usually
- ☐ 2 – Occasionally/Sometimes
- ☐ 1 – Rarely
- ☐ 0– Never

7. The institute takes active interest in promoting internship, student exchange, field visit opportunities for students. *

- ☒ 4 – Regularly
- ☐ 3 – Often
- ☐ 2 – Sometimes
- ☐ 1 – Rarely
- ☐ 0– Never

8. The teaching and mentoring process in your institution facilitates you in cognitive, social and emotional growth. *

- ☒ 4 – Significantly
- ☐ 3 – Very well
- ☐ 2 – Moderately
- ☐ 1 – Marginally
- ☐ 0– Not at all

9. The institution provides multiple opportunities to learn and grow. *

- ☒ 4 – Strongly agree
- ☐ 3 – Agree
- ☐ 2 – Neutral
- ☐ 1 – Disagree
- ☐ 0 – Strongly disagree

10. Teachers inform you about your expected competencies, course outcomes and programme outcomes. *

- ☒ 4 – Every time
- ☐ 3 – Usually
- ☐ 2 – Occasionally/Sometimes
- ☐ 1 – Rarely
- ☐ 0 – Never

11. Your mentor does a necessary follow-up with an assigned task to you. *

- ☒ 4 – Every time
- ☐ 3 – Usually
- ☐ 2 – Occasionally/Sometimes
- ☐ 1 – Rarely
- ☐ 0 – I don't have a mentor

12. The teachers illustrate the concepts through examples and applications. *

- ☒ 4 – Every time
- ☐ 3 – Usually
- ☐ 2 – Occasionally/Sometimes
- ☐ 1 – Rarely
- ☐ 0 – Never

13. The teachers identify your strengths and encourage you with providing right level of challenges. *

- ☒ 4 – Fully
- ☐ 3 – Reasonably
- ☐ 2 – Partially
- ☐ 1 – Slightly
- ☐ 0 – Unable to

14. Teachers are able to identify your weaknesses and help you to overcome them. *

- ☒ 4 – Every time
- ☐ 3 – Usually
- ☐ 2 – Occasionally/Sometimes
- ☐ 1 – Rarely
- ☐ 0 – Never

15. The institution makes effort to engage students in the monitoring, review and continuous quality improvement of the teaching learning process. *

- ☒ 4 – Strongly agree
- ☐ 3 – Agree
- ☐ 2 – Neutral
- ☐ 1 – Disagree
- ☐ 0 – Strongly disagree

16. The institute/ teachers use student centric methods, such as experiential learning, participative learning and problem solving methodologies for enhancing learning experiences. *

- ☒ 4 – To a great extent
- ☐ 3 – Moderate
- ☐ 2 – Some what
- ☐ 1 – Very little
- ☐ 0 – Not at all

17. Teachers encourage you to participate in extracurricular activities. *

- ☒ 4 – Strongly agree
- ☐ 3 – Agree
- ☐ 2 – Neutral
- ☐ 1 – Disagree
- ☐ 0 – Strongly disagree

18. Efforts are made by the institute/ teachers to inculcate soft skills, life skills and employability skills to make you ready for the world of work. *

- ☒ 4 – To a great extent
- ☐ 3 – Moderate
- ☐ 2 – Some what
- ☐ 1 – Very little
- ☐ 0 – Not at all

19. What percentage of teachers use ICT tools such as LCD projector, Multimedia, etc. while teaching. *

- ☒ 4 – Above 90%
- ☐ 3 – 70 – 89%
- ☐ 2 – 50 – 69%
- ☐ 1 – 30 – 49%
- ☐ 0 – Below 29%

20. The overall quality of teaching-learning process in your institute is very good. *

- ☒ 4 –Strongly agree
- ☐ 3 – Agree
- ☐ 2 – Neutral
- ☐ 1 – Disagree
- ☐ 0 – Strongly disagree

21. Give suggestions to improve the overall teaching – learning experience in your institution. *

Ppt needed

This content is neither created nor endorsed by Google.

Google Forms

STUDENTS FEEDBACK FOR A.Y. 2020-21

SAU. SHANTADEVI VEDPRAKASH PATIL AYURVED COLLEGE AND RESEARCH INSTITUTE

NAME OF THE STUDENT *

Om Anil Mahalle

ROLL NO. *

21

EMAIL ID

ommahalle3127@gmail.com

CONTACT NO.

9021264160

YEAR OF STUDY *

- ☒ I YEAR
- ☐ II YEAR
- ☐ III YEAR
- ☐ IV YEAR

GENDER *

- ☒ MALE
- ☐ FEMALE
- ☐ TRANSGENDER

1.How much of the syllabus was covered in the class? *

- ☐ 4 – 85 to 100%
- ☒ 3 – 70 to 84%
- ☐ 2 – 55 to 69%
- ☐ 1– 30 to 54%
- ☐ 0 –Below 30%

2. How well did the teachers prepare for the classes? *

- ☐ 4 –Thoroughly
- ☒ 3 – Satisfactorily
- ☐ 2 – Poorly
- ☐ 1 – Indifferently
- ☐ 0 – Won't teach at all

3. How well were the teachers able to communicate? *

- ☒ 4 – Always effective
- ☐ 3 – Sometimes effective
- ☐ 2 – Just satisfactorily
- ☐ 1 – Generally ineffective
- ☐ 0 – Very poor communication

4. The teacher's approach to teaching can best be described as *

- ☒ 4 – Excellent
- ☐ 3 – Very good
- ☐ 2 – Good
- ☐ 1 – Fair
- ☐ 0 – Poor

5. Fairness of the internal evaluation process by the teachers *

- ☒ 4 – Always fair
- ☐ 3 – Usually fair
- ☐ 2 – Sometimes unfair
- ☐ 1 – Usually unfair
- ☐ 0 – Unfair

6. Was your performance in assignments discussed with you? *

- ☒ 4 – Every time
- ☐ 3 – Usually
- ☐ 2 – Occasionally/Sometimes
- ☐ 1 – Rarely
- ☐ 0– Never

7. The institute takes active interest in promoting internship, student exchange, field visit opportunities for students. *

- ☐ 4 – Regularly
- ☒ 3 – Often
- ☐ 2 – Sometimes
- ☐ 1 – Rarely
- ☐ 0– Never

8. The teaching and mentoring process in your institution facilitates you in cognitive, social and emotional growth. *

- ☐ 4 – Significantly
- ☒ 3 – Very well
- ☐ 2 – Moderately
- ☐ 1 – Marginally
- ☐ 0– Not at all

9. The institution provides multiple opportunities to learn and grow. *

- ☐ 4 – Strongly agree
- ☒ 3 – Agree
- ☐ 2 – Neutral
- ☐ 1 – Disagree
- ☐ 0 – Strongly disagree

10. Teachers inform you about your expected competencies, course outcomes and programme outcomes. *

- ☐ 4 – Every time
- ☒ 3 – Usually
- ☐ 2 – Occasionally/Sometimes
- ☐ 1 – Rarely
- ☐ 0 – Never

11. Your mentor does a necessary follow-up with an assigned task to you. *

- ☒ 4 – Every time
- ☐ 3 – Usually
- ☐ 2 – Occasionally/Sometimes
- ☐ 1 – Rarely
- ☐ 0 – I don't have a mentor

12. The teachers illustrate the concepts through examples and applications. *

- ☐ 4 – Every time
- ☒ 3 – Usually
- ☐ 2 – Occasionally/Sometimes
- ☐ 1 – Rarely
- ☐ 0 – Never

13. The teachers identify your strengths and encourage you with providing right level of challenges. *

- ☐ 4 – Fully
- ☒ 3 – Reasonably
- ☐ 2 – Partially
- ☐ 1 – Slightly
- ☐ 0 – Unable to

14. Teachers are able to identify your weaknesses and help you to overcome them. *

- ☒ 4 – Every time
- ☐ 3 – Usually
- ☐ 2 – Occasionally/Sometimes
- ☐ 1 – Rarely
- ☐ 0 – Never

15. The institution makes effort to engage students in the monitoring, review and continuous quality improvement of the teaching learning process. *

- ☐ 4 – Strongly agree
- ☒ 3 – Agree
- ☐ 2 – Neutral
- ☐ 1 – Disagree
- ☐ 0 – Strongly disagree

16. The institute/ teachers use student centric methods, such as experiential learning, participative learning and problem solving methodologies for enhancing learning experiences. *

- ☐ 4 – To a great extent
- ☒ 3 – Moderate
- ☐ 2 – Some what
- ☐ 1 – Very little
- ☐ 0 – Not at all

17. Teachers encourage you to participate in extracurricular activities. *

- ☐ 4 – Strongly agree
- ☒ 3 – Agree
- ☐ 2 – Neutral
- ☐ 1 – Disagree
- ☐ 0 – Strongly disagree

18. Efforts are made by the institute/ teachers to inculcate soft skills, life skills and employability skills to make you ready for the world of work. *

- ☐ 4 – To a great extent
- ☒ 3 – Moderate
- ☐ 2 – Some what
- ☐ 1 – Very little
- ☐ 0 – Not at all

19. What percentage of teachers use ICT tools such as LCD projector, Multimedia, etc. while teaching. *

- ☒ 4 – Above 90%
- ☐ 3 – 70 – 89%
- ☐ 2 – 50 – 69%
- ☐ 1 – 30 – 49%
- ☐ 0 – Below 29%

20. The overall quality of teaching-learning process in your institute is very good. *

- ☒ 4 –Strongly agree
- ☐ 3 – Agree
- ☐ 2 – Neutral
- ☐ 1 – Disagree
- ☐ 0 – Strongly disagree

21. Give suggestions to improve the overall teaching – learning experience in your institution. *

Best teaching staff. Very supportive staff
Guide us at every step.

This content is neither created nor endorsed by Google.

Google Forms

STUDENTS FEEDBACK FOR A.Y. 2020-21

SAU. SHANTADEVI VEDPRAKASH PATIL AYURVED COLLEGE AND RESEARCH INSTITUTE

NAME OF THE STUDENT *

Vaishnavi nandkumar pujari

ROLL NO. *

34

EMAIL ID

vnp4481@gmail.com

CONTACT NO.

8180007364

YEAR OF STUDY *

- ☐ I YEAR
- ☐ II YEAR
- ☒ III YEAR
- ☐ IV YEAR

GENDER *

- ☐ MALE
- ☒ FEMALE
- ☐ TRANSGENDER

1.How much of the syllabus was covered in the class? *

- ☐ 4 – 85 to 100%
- ☒ 3 – 70 to 84%
- ☐ 2 – 55 to 69%
- ☐ 1– 30 to 54%
- ☐ 0 –Below 30%

2. How well did the teachers prepare for the classes? *

- ☐ 4 –Thoroughly
- ☒ 3 – Satisfactorily
- ☐ 2 – Poorly
- ☐ 1 – Indifferently
- ☐ 0 – Won't teach at all

3. How well were the teachers able to communicate? *

- ☐ 4 – Always effective
- ☒ 3 – Sometimes effective
- ☐ 2 – Just satisfactorily
- ☐ 1 – Generally ineffective
- ☐ 0 – Very poor communication

4. The teacher's approach to teaching can best be described as *

- ☐ 4 – Excellent
- ☒ 3 – Very good
- ☐ 2 – Good
- ☐ 1 – Fair
- ☐ 0 – Poor

5. Fairness of the internal evaluation process by the teachers *

- ☒ 4 – Always fair
- ☐ 3 – Usually fair
- ☐ 2 – Sometimes unfair
- ☐ 1 – Usually unfair
- ☐ 0 – Unfair

6. Was your performance in assignments discussed with you? *

- ☒ 4 – Every time
- ☐ 3 – Usually
- ☐ 2 – Occasionally/Sometimes
- ☐ 1 – Rarely
- ☐ 0– Never

7. The institute takes active interest in promoting internship, student exchange, field visit opportunities for students. *

- ☐ 4 – Regularly
- ☒ 3 – Often
- ☐ 2 – Sometimes
- ☐ 1 – Rarely
- ☐ 0– Never

8. The teaching and mentoring process in your institution facilitates you in cognitive, social and emotional growth. *

- ☒ 4 – Significantly
- ☐ 3 – Very well
- ☐ 2 – Moderately
- ☐ 1 – Marginally
- ☐ 0– Not at all

9. The institution provides multiple opportunities to learn and grow. *

- ☐ 4 – Strongly agree
- ☒ 3 – Agree
- ☐ 2 – Neutral
- ☐ 1 – Disagree
- ☐ 0 – Strongly disagree

10. Teachers inform you about your expected competencies, course outcomes and programme outcomes. *

- ☐ 4 – Every time
- ☐ 3 – Usually
- ☒ 2 – Occasionally/Sometimes
- ☐ 1 – Rarely
- ☐ 0 – Never

11. Your mentor does a necessary follow-up with an assigned task to you. *

- ☒ 4 – Every time
- ☐ 3 – Usually
- ☐ 2 – Occasionally/Sometimes
- ☐ 1 – Rarely
- ☐ 0 – I don't have a mentor

12. The teachers illustrate the concepts through examples and applications. *

- ☒ 4 – Every time
- ☐ 3 – Usually
- ☐ 2 – Occasionally/Sometimes
- ☐ 1 – Rarely
- ☐ 0 – Never

13. The teachers identify your strengths and encourage you with providing right level of challenges. *

- ☐ 4 – Fully
- ☒ 3 – Reasonably
- ☐ 2 – Partially
- ☐ 1 – Slightly
- ☐ 0 – Unable to

14. Teachers are able to identify your weaknesses and help you to overcome them. *

- ☒ 4 – Every time
- ☐ 3 – Usually
- ☐ 2 – Occasionally/Sometimes
- ☐ 1 – Rarely
- ☐ 0 – Never

15. The institution makes effort to engage students in the monitoring, review and continuous quality improvement of the teaching learning process. *

- ☒ 4 – Strongly agree
- ☐ 3 – Agree
- ☐ 2 – Neutral
- ☐ 1 – Disagree
- ☐ 0 – Strongly disagree

16. The institute/ teachers use student centric methods, such as experiential learning, participative learning and problem solving methodologies for enhancing learning experiences. *

- ☐ 4 – To a great extent
- ☒ 3 – Moderate
- ☐ 2 – Some what
- ☐ 1 – Very little
- ☐ 0 – Not at all

17. Teachers encourage you to participate in extracurricular activities. *

- ☐ 4 – Strongly agree
- ☒ 3 – Agree
- ☐ 2 – Neutral
- ☐ 1 – Disagree
- ☐ 0 – Strongly disagree

18. Efforts are made by the institute/ teachers to inculcate soft skills, life skills and employability skills to make you ready for the world of work. *

- ☒ 4 – To a great extent
- ☐ 3 – Moderate
- ☐ 2 – Some what
- ☐ 1 – Very little
- ☐ 0 – Not at all

19. What percentage of teachers use ICT tools such as LCD projector, Multimedia, etc. while teaching. *

- ☐ 4 – Above 90%
- ☐ 3 – 70 – 89%
- ☒ 2 – 50 – 69%
- ☐ 1 – 30 – 49%
- ☐ 0 – Below 29%

20. The overall quality of teaching-learning process in your institute is very good. *

- ☐ 4 –Strongly agree
- ☒ 3 – Agree
- ☐ 2 – Neutral
- ☐ 1 – Disagree
- ☐ 0 – Strongly disagree

21. Give suggestions to improve the overall teaching – learning experience in your institution. *

Good

This content is neither created nor endorsed by Google.

Google Forms

STUDENTS FEEDBACK FOR A.Y. 2020-21

SAU. SHANTADEVI VEDPRAKASH PATIL AYURVED COLLEGE AND RESEARCH INSTITUTE

NAME OF THE STUDENT *

Shaikh Adeeba Farhin

ROLL NO. *

42

EMAIL ID

Shaikhdradeebafarhin@gmail.com

CONTACT NO.

86684 54067

YEAR OF STUDY *

- ☐ I YEAR
- ☐ II YEAR
- ☒ III YEAR
- ☐ IV YEAR

GENDER *

- ☐ MALE
- ☒ FEMALE
- ☐ TRANSGENDER

1.How much of the syllabus was covered in the class? *

- ☒ 4 – 85 to 100%
- ☐ 3 – 70 to 84%
- ☐ 2 – 55 to 69%
- ☐ 1– 30 to 54%
- ☐ 0 –Below 30%

2. How well did the teachers prepare for the classes? *

- ☒ 4 –Thoroughly
- ☐ 3 – Satisfactorily
- ☐ 2 – Poorly
- ☐ 1 – Indifferently
- ☐ 0 – Won't teach at all

3. How well were the teachers able to communicate? *

- ☒ 4 – Always effective
- ☐ 3 – Sometimes effective
- ☐ 2 – Just satisfactorily
- ☐ 1 – Generally ineffective
- ☐ 0 – Very poor communication

4. The teacher's approach to teaching can best be described as *

- ☒ 4 – Excellent
- ☐ 3 – Very good
- ☐ 2 – Good
- ☐ 1 – Fair
- ☐ 0 – Poor

5. Fairness of the internal evaluation process by the teachers *

- ☒ 4 – Always fair
- ☐ 3 – Usually fair
- ☐ 2 – Sometimes unfair
- ☐ 1 – Usually unfair
- ☐ 0 – Unfair

6. Was your performance in assignments discussed with you? *

- ☒ 4 – Every time
- ☐ 3 – Usually
- ☐ 2 – Occasionally/Sometimes
- ☐ 1 – Rarely
- ☐ 0– Never

7. The institute takes active interest in promoting internship, student exchange, field visit opportunities for students. *

- ☒ 4 – Regularly
- ☐ 3 – Often
- ☐ 2 – Sometimes
- ☐ 1 – Rarely
- ☐ 0– Never

8. The teaching and mentoring process in your institution facilitates you in cognitive, social and emotional growth. *

- ☒ 4 – Significantly
- ☐ 3 – Very well
- ☐ 2 – Moderately
- ☐ 1 – Marginally
- ☐ 0– Not at all

9. The institution provides multiple opportunities to learn and grow. *

- ☒ 4 – Strongly agree
- ☐ 3 – Agree
- ☐ 2 – Neutral
- ☐ 1 – Disagree
- ☐ 0 – Strongly disagree

10. Teachers inform you about your expected competencies, course outcomes and programme outcomes. *

- ☒ 4 – Every time
- ☐ 3 – Usually
- ☐ 2 – Occasionally/Sometimes
- ☐ 1 – Rarely
- ☐ 0 – Never

11. Your mentor does a necessary follow-up with an assigned task to you. *

- ☒ 4 – Every time
- ☐ 3 – Usually
- ☐ 2 – Occasionally/Sometimes
- ☐ 1 – Rarely
- ☐ 0 – I don't have a mentor

12. The teachers illustrate the concepts through examples and applications. *

- ☒ 4 – Every time
- ☐ 3 – Usually
- ☐ 2 – Occasionally/Sometimes
- ☐ 1 – Rarely
- ☐ 0 – Never

13. The teachers identify your strengths and encourage you with providing right level of challenges. *

- ☒ 4 – Fully
- ☐ 3 – Reasonably
- ☐ 2 – Partially
- ☐ 1 – Slightly
- ☐ 0 – Unable to

14. Teachers are able to identify your weaknesses and help you to overcome them. *

- ☒ 4 – Every time
- ☐ 3 – Usually
- ☐ 2 – Occasionally/Sometimes
- ☐ 1 – Rarely
- ☐ 0 – Never

15. The institution makes effort to engage students in the monitoring, review and continuous quality improvement of the teaching learning process. *

- ☒ 4 – Strongly agree
- ☐ 3 – Agree
- ☐ 2 – Neutral
- ☐ 1 – Disagree
- ☐ 0 – Strongly disagree

16. The institute/ teachers use student centric methods, such as experiential learning, participative learning and problem solving methodologies for enhancing learning experiences. *

- ☒ 4 – To a great extent
- ☐ 3 – Moderate
- ☐ 2 – Some what
- ☐ 1 – Very little
- ☐ 0 – Not at all

17. Teachers encourage you to participate in extracurricular activities. *

- ☒ 4 – Strongly agree
- ☐ 3 – Agree
- ☐ 2 – Neutral
- ☐ 1 – Disagree
- ☐ 0 – Strongly disagree

18. Efforts are made by the institute/ teachers to inculcate soft skills, life skills and employability skills to make you ready for the world of work. *

- ☒ 4 – To a great extent
- ☐ 3 – Moderate
- ☐ 2 – Some what
- ☐ 1 – Very little
- ☐ 0 – Not at all

19. What percentage of teachers use ICT tools such as LCD projector, Multimedia, etc. while teaching. *

- ☒ 4 – Above 90%
- ☐ 3 – 70 – 89%
- ☐ 2 – 50 – 69%
- ☐ 1 – 30 – 49%
- ☐ 0 – Below 29%

20. The overall quality of teaching-learning process in your institute is very good. *

- ☒ 4 –Strongly agree
- ☐ 3 – Agree
- ☐ 2 – Neutral
- ☐ 1 – Disagree
- ☐ 0 – Strongly disagree

21. Give suggestions to improve the overall teaching – learning experience in your institution. *

All things are good ,no need to change anything

This content is neither created nor endorsed by Google.

Google Forms

STUDENTS FEEDBACK FOR A.Y. 2020-21

SAU. SHANTADEVI VEDPRAKASH PATIL AYURVED COLLEGE AND RESEARCH INSTITUTE

NAME OF THE STUDENT *

Lokesh kokare

ROLL NO. *

16

EMAIL ID

lokeshkokare25022001@gmail.com

CONTACT NO.

8788715617

YEAR OF STUDY *

- ☒ I YEAR
- ☐ II YEAR
- ☐ III YEAR
- ☐ IV YEAR

GENDER *

- ☒ MALE
- ☐ FEMALE
- ☐ TRANSGENDER

1.How much of the syllabus was covered in the class? *

- ☒ 4 – 85 to 100%
- ☐ 3 – 70 to 84%
- ☐ 2 – 55 to 69%
- ☐ 1– 30 to 54%
- ☐ 0 –Below 30%

2. How well did the teachers prepare for the classes? *

- ☐ 4 –Thoroughly
- ☒ 3 – Satisfactorily
- ☐ 2 – Poorly
- ☐ 1 – Indifferently
- ☐ 0 – Won't teach at all

3. How well were the teachers able to communicate? *

- ☒ 4 – Always effective
- ☐ 3 – Sometimes effective
- ☐ 2 – Just satisfactorily
- ☐ 1 – Generally ineffective
- ☐ 0 – Very poor communication

4. The teacher's approach to teaching can best be described as *

- ☒ 4 – Excellent
- ☐ 3 – Very good
- ☐ 2 – Good
- ☐ 1 – Fair
- ☐ 0 – Poor

5. Fairness of the internal evaluation process by the teachers *

- ☒ 4 – Always fair
- ☐ 3 – Usually fair
- ☐ 2 – Sometimes unfair
- ☐ 1 – Usually unfair
- ☐ 0 – Unfair

6. Was your performance in assignments discussed with you? *

- ☒ 4 – Every time
- ☐ 3 – Usually
- ☐ 2 – Occasionally/Sometimes
- ☐ 1 – Rarely
- ☐ 0– Never

7. The institute takes active interest in promoting internship, student exchange, field visit opportunities for students. *

- ☒ 4 – Regularly
- ☐ 3 – Often
- ☐ 2 – Sometimes
- ☐ 1 – Rarely
- ☐ 0– Never

8. The teaching and mentoring process in your institution facilitates you in cognitive, social and emotional growth. *

- ☒ 4 – Significantly
- ☐ 3 – Very well
- ☐ 2 – Moderately
- ☐ 1 – Marginally
- ☐ 0– Not at all

9. The institution provides multiple opportunities to learn and grow. *

- ☒ 4 – Strongly agree
- ☐ 3 – Agree
- ☐ 2 – Neutral
- ☐ 1 – Disagree
- ☐ 0 – Strongly disagree

10. Teachers inform you about your expected competencies, course outcomes and programme outcomes. *

- ☒ 4 – Every time
- ☐ 3 – Usually
- ☐ 2 – Occasionally/Sometimes
- ☐ 1 – Rarely
- ☐ 0 – Never

11. Your mentor does a necessary follow-up with an assigned task to you. *

- ☒ 4 – Every time
- ☐ 3 – Usually
- ☐ 2 – Occasionally/Sometimes
- ☐ 1 – Rarely
- ☐ 0 – I don't have a mentor

12. The teachers illustrate the concepts through examples and applications. *

- ☒ 4 – Every time
- ☐ 3 – Usually
- ☐ 2 – Occasionally/Sometimes
- ☐ 1 – Rarely
- ☐ 0 – Never

13. The teachers identify your strengths and encourage you with providing right level of challenges. *

- ☒ 4 – Fully
- ☐ 3 – Reasonably
- ☐ 2 – Partially
- ☐ 1 – Slightly
- ☐ 0 – Unable to

14. Teachers are able to identify your weaknesses and help you to overcome them. *

- ☒ 4 – Every time
- ☐ 3 – Usually
- ☐ 2 – Occasionally/Sometimes
- ☐ 1 – Rarely
- ☐ 0 – Never

15. The institution makes effort to engage students in the monitoring, review and continuous quality improvement of the teaching learning process. *

- ☒ 4 – Strongly agree
- ☐ 3 – Agree
- ☐ 2 – Neutral
- ☐ 1 – Disagree
- ☐ 0 – Strongly disagree

16. The institute/ teachers use student centric methods, such as experiential learning, participative learning and problem solving methodologies for enhancing learning experiences. *

- ☒ 4 – To a great extent
- ☐ 3 – Moderate
- ☐ 2 – Some what
- ☐ 1 – Very little
- ☐ 0 – Not at all

17. Teachers encourage you to participate in extracurricular activities. *

- ☒ 4 – Strongly agree
- ☐ 3 – Agree
- ☐ 2 – Neutral
- ☐ 1 – Disagree
- ☐ 0 – Strongly disagree

18. Efforts are made by the institute/ teachers to inculcate soft skills, life skills and employability skills to make you ready for the world of work. *

- ☒ 4 – To a great extent
- ☐ 3 – Moderate
- ☐ 2 – Some what
- ☐ 1 – Very little
- ☐ 0 – Not at all

19. What percentage of teachers use ICT tools such as LCD projector, Multimedia, etc. while teaching. *

- ☒ 4 – Above 90%
- ☐ 3 – 70 – 89%
- ☐ 2 – 50 – 69%
- ☐ 1 – 30 – 49%
- ☐ 0 – Below 29%

20. The overall quality of teaching-learning process in your institute is very good. *

- ☒ 4 –Strongly agree
- ☐ 3 – Agree
- ☐ 2 – Neutral
- ☐ 1 – Disagree
- ☐ 0 – Strongly disagree

21. Give suggestions to improve the overall teaching – learning experience in your institution. *

No suggestions

This content is neither created nor endorsed by Google.

Google Forms

STUDENTS FEEDBACK FOR A.Y. 2020-21

SAU. SHANTADEVI VEDPRAKASH PATIL AYURVED COLLEGE AND RESEARCH INSTITUTE

NAME OF THE STUDENT *

Rushikesh Popale

ROLL NO. *

38

EMAIL ID

rushi991999@gmail.com

CONTACT NO.

9011214262

YEAR OF STUDY *

- ☐ I YEAR
- ☒ II YEAR
- ☐ III YEAR
- ☐ IV YEAR

GENDER *

- ☒ MALE
- ☐ FEMALE
- ☐ TRANSGENDER

1.How much of the syllabus was covered in the class? *

- ☐ 4 – 85 to 100%
- ☒ 3 – 70 to 84%
- ☐ 2 – 55 to 69%
- ☐ 1– 30 to 54%
- ☐ 0 –Below 30%

2. How well did the teachers prepare for the classes? *

- ☐ 4 –Thoroughly
- ☒ 3 – Satisfactorily
- ☐ 2 – Poorly
- ☐ 1 – Indifferently
- ☐ 0 – Won't teach at all

3. How well were the teachers able to communicate? *

- ☐ 4 – Always effective
- ☒ 3 – Sometimes effective
- ☐ 2 – Just satisfactorily
- ☐ 1 – Generally ineffective
- ☐ 0 – Very poor communication

4. The teacher's approach to teaching can best be described as *

- ☐ 4 – Excellent
- ☒ 3 – Very good
- ☐ 2 – Good
- ☐ 1 – Fair
- ☐ 0 – Poor

5. Fairness of the internal evaluation process by the teachers *

- ☐ 4 – Always fair
- ☒ 3 – Usually fair
- ☐ 2 – Sometimes unfair
- ☐ 1 – Usually unfair
- ☐ 0 – Unfair

6. Was your performance in assignments discussed with you? *

- ☐ 4 – Every time
- ☒ 3 – Usually
- ☐ 2 – Occasionally/Sometimes
- ☐ 1 – Rarely
- ☐ 0– Never

7. The institute takes active interest in promoting internship, student exchange, field visit opportunities for students. *

- ☐ 4 – Regularly
- ☒ 3 – Often
- ☐ 2 – Sometimes
- ☐ 1 – Rarely
- ☐ 0– Never

8. The teaching and mentoring process in your institution facilitates you in cognitive, social and emotional growth. *

- ☐ 4 – Significantly
- ☒ 3 – Very well
- ☐ 2 – Moderately
- ☐ 1 – Marginally
- ☐ 0– Not at all

9. The institution provides multiple opportunities to learn and grow. *

- ☐ 4 – Strongly agree
- ☒ 3 – Agree
- ☐ 2 – Neutral
- ☐ 1 – Disagree
- ☐ 0 – Strongly disagree

10. Teachers inform you about your expected competencies, course outcomes and programme outcomes. *

- ☐ 4 – Every time
- ☒ 3 – Usually
- ☐ 2 – Occasionally/Sometimes
- ☐ 1 – Rarely
- ☐ 0 – Never

11. Your mentor does a necessary follow-up with an assigned task to you. *

- ☐ 4 – Every time
- ☒ 3 – Usually
- ☐ 2 – Occasionally/Sometimes
- ☐ 1 – Rarely
- ☐ 0 – I don't have a mentor

12. The teachers illustrate the concepts through examples and applications. *

- ☐ 4 – Every time
- ☒ 3 – Usually
- ☐ 2 – Occasionally/Sometimes
- ☐ 1 – Rarely
- ☐ 0 – Never

13. The teachers identify your strengths and encourage you with providing right level of challenges. *

- ☐ 4 – Fully
- ☒ 3 – Reasonably
- ☐ 2 – Partially
- ☐ 1 – Slightly
- ☐ 0 – Unable to

14. Teachers are able to identify your weaknesses and help you to overcome them. *

- ☐ 4 – Every time
- ☒ 3 – Usually
- ☐ 2 – Occasionally/Sometimes
- ☐ 1 – Rarely
- ☐ 0 – Never

15. The institution makes effort to engage students in the monitoring, review and continuous quality improvement of the teaching learning process. *

- ☐ 4 – Strongly agree
- ☒ 3 – Agree
- ☐ 2 – Neutral
- ☐ 1 – Disagree
- ☐ 0 – Strongly disagree

16. The institute/ teachers use student centric methods, such as experiential learning, participative learning and problem solving methodologies for enhancing learning experiences. *

- ☐ 4 – To a great extent
- ☒ 3 – Moderate
- ☐ 2 – Some what
- ☐ 1 – Very little
- ☐ 0 – Not at all

17. Teachers encourage you to participate in extracurricular activities. *

- ☐ 4 – Strongly agree
- ☒ 3 – Agree
- ☐ 2 – Neutral
- ☐ 1 – Disagree
- ☐ 0 – Strongly disagree

18. Efforts are made by the institute/ teachers to inculcate soft skills, life skills and employability skills to make you ready for the world of work. *

- ☐ 4 – To a great extent
- ☒ 3 – Moderate
- ☐ 2 – Some what
- ☐ 1 – Very little
- ☐ 0 – Not at all

19. What percentage of teachers use ICT tools such as LCD projector, Multimedia, etc. while teaching. *

- ☐ 4 – Above 90%
- ☒ 3 – 70 – 89%
- ☐ 2 – 50 – 69%
- ☐ 1 – 30 – 49%
- ☐ 0 – Below 29%

20. The overall quality of teaching-learning process in your institute is very good. *

- ☐ 4 –Strongly agree
- ☒ 3 – Agree
- ☐ 2 – Neutral
- ☐ 1 – Disagree
- ☐ 0 – Strongly disagree

21. Give suggestions to improve the overall teaching – learning experience in your institution. *

Activities should begin.

This content is neither created nor endorsed by Google.

Google Forms

STUDENTS FEEDBACK FOR A.Y. 2020-21

SAU. SHANTADEVI VEDPRAKASH PATIL AYURVED COLLEGE AND RESEARCH INSTITUTE

NAME OF THE STUDENT *

Samiksha marotrao waghmare

ROLL NO. *

13530

EMAIL ID

samikshamarotraowaghmare96@.comgmail

CONTACT NO.

8625836439

YEAR OF STUDY *

- ☐ I YEAR
- ☐ II YEAR
- ☒ III YEAR
- ☐ IV YEAR

GENDER *

- ☐ MALE
- ☒ FEMALE
- ☐ TRANSGENDER

1.How much of the syllabus was covered in the class? *

- ☐ 4 – 85 to 100%
- ☒ 3 – 70 to 84%
- ☐ 2 – 55 to 69%
- ☐ 1– 30 to 54%
- ☐ 0 –Below 30%

2. How well did the teachers prepare for the classes? *

- ☐ 4 –Thoroughly
- ☒ 3 – Satisfactorily
- ☐ 2 – Poorly
- ☐ 1 – Indifferently
- ☐ 0 – Won't teach at all

3. How well were the teachers able to communicate? *

- ☐ 4 – Always effective
- ☐ 3 – Sometimes effective
- ☒ 2 – Just satisfactorily
- ☐ 1 – Generally ineffective
- ☐ 0 – Very poor communication

4. The teacher's approach to teaching can best be described as *

- ☐ 4 – Excellent
- ☐ 3 – Very good
- ☒ 2 – Good
- ☐ 1 – Fair
- ☐ 0 – Poor

5. Fairness of the internal evaluation process by the teachers *

- ☐ 4 – Always fair
- ☒ 3 – Usually fair
- ☐ 2 – Sometimes unfair
- ☐ 1 – Usually unfair
- ☐ 0 – Unfair

6. Was your performance in assignments discussed with you? *

- ☒ 4 – Every time
- ☐ 3 – Usually
- ☐ 2 – Occasionally/Sometimes
- ☐ 1 – Rarely
- ☐ 0– Never

7. The institute takes active interest in promoting internship, student exchange, field visit opportunities for students. *

- ☒ 4 – Regularly
- ☐ 3 – Often
- ☐ 2 – Sometimes
- ☐ 1 – Rarely
- ☐ 0– Never

8. The teaching and mentoring process in your institution facilitates you in cognitive, social and emotional growth. *

- ☐ 4 – Significantly
- ☒ 3 – Very well
- ☐ 2 – Moderately
- ☐ 1 – Marginally
- ☐ 0– Not at all

9. The institution provides multiple opportunities to learn and grow. *

- ☐ 4 – Strongly agree
- ☐ 3 – Agree
- ☒ 2 – Neutral
- ☐ 1 – Disagree
- ☐ 0 – Strongly disagree

10. Teachers inform you about your expected competencies, course outcomes and programme outcomes. *

- ☐ 4 – Every time
- ☐ 3 – Usually
- ☐ 2 – Occasionally/Sometimes
- ☒ 1 – Rarely
- ☐ 0 – Never

11. Your mentor does a necessary follow-up with an assigned task to you. *

- ☒ 4 – Every time
- ☐ 3 – Usually
- ☐ 2 – Occasionally/Sometimes
- ☐ 1 – Rarely
- ☐ 0 – I don't have a mentor

12. The teachers illustrate the concepts through examples and applications. *

- ☒ 4 – Every time
- ☐ 3 – Usually
- ☐ 2 – Occasionally/Sometimes
- ☐ 1 – Rarely
- ☐ 0 – Never

13. The teachers identify your strengths and encourage you with providing right level of challenges. *

- ☒ 4 – Fully
- ☐ 3 – Reasonably
- ☐ 2 – Partially
- ☐ 1 – Slightly
- ☐ 0 – Unable to

14. Teachers are able to identify your weaknesses and help you to overcome them. *

- ☐ 4 – Every time
- ☐ 3 – Usually
- ☐ 2 – Occasionally/Sometimes
- ☒ 1 – Rarely
- ☐ 0 – Never

15. The institution makes effort to engage students in the monitoring, review and continuous quality improvement of the teaching learning process. *

- ☐ 4 – Strongly agree
- ☐ 3 – Agree
- ☒ 2 – Neutral
- ☐ 1 – Disagree
- ☐ 0 – Strongly disagree

16. The institute/ teachers use student centric methods, such as experiential learning, participative learning and problem solving methodologies for enhancing learning experiences. *

- ☐ 4 – To a great extent
- ☒ 3 – Moderate
- ☐ 2 – Some what
- ☐ 1 – Very little
- ☐ 0 – Not at all

17. Teachers encourage you to participate in extracurricular activities. *

- ☒ 4 – Strongly agree
- ☐ 3 – Agree
- ☐ 2 – Neutral
- ☐ 1 – Disagree
- ☐ 0 – Strongly disagree

18. Efforts are made by the institute/ teachers to inculcate soft skills, life skills and employability skills to make you ready for the world of work. *

- ☐ 4 – To a great extent
- ☒ 3 – Moderate
- ☐ 2 – Some what
- ☐ 1 – Very little
- ☐ 0 – Not at all

19. What percentage of teachers use ICT tools such as LCD projector, Multimedia, etc. while teaching. *

- ☐ 4 – Above 90%
- ☐ 3 – 70 – 89%
- ☒ 2 – 50 – 69%
- ☐ 1 – 30 – 49%
- ☐ 0 – Below 29%

20. The overall quality of teaching-learning process in your institute is very good. *

- ☒ 4 –Strongly agree
- ☐ 3 – Agree
- ☐ 2 – Neutral
- ☐ 1 – Disagree
- ☐ 0 – Strongly disagree

21. Give suggestions to improve the overall teaching – learning experience in your institution. *

Good experience

This content is neither created nor endorsed by Google.

Google Forms

STUDENTS FEEDBACK FOR A.Y. 2021-22

46 responses

[Publish analytics](#)



NAME OF THE STUDENT

46 responses

Shubhangi lende

Kiran Munjaji Kadam

Kailas munjajirao magar

Damane Pooja Nagnath

Rushikesh Jaybhaye

Vaijnath keshav ghule

Priyanka jondhale

Komal kendre

Pathan safura Samreen javeed khan

Vaishnavi Shivaji Lashkare

Saurabh Gangadhar kale

Shaikh Alisha sikandar

Giram parmeshwar radhakrishnan

Shilpa Balaji jelewad

Santosh Laxman waghe

Shruti Munjaram Solanke

Poonam Sureshrao Pitale

Rohini Ramchandra Korade

Rushikesh munde

KONDAMGIRE Shubhangi dnyanoba

Jotsna Dhondiba Bhalerao



Raut Aditya Jayram

Kiran Rajkumar Kale

Anam Fatema

Aditya Sondare

Najmul masira Abdul Muqeet

Pandhari Marotarao Gadekar

Yogita Devidas Shinde

rutuja madhav pate

pallavi tukaram babar

Sahil Prakash Kamble

Radha Patil

Kadam Avantika Anil

Mohd Faizan Ziya Quadri

Manfusa tarannum

Gajanan Anirudha Shinde

Gaytri Rajesh Malewar

PRERNA SHINDE

Raut Rohini Shivajirao

Abhinandan shrangare

Om Anil Mahalle

Pujari Vaishnavi Nandkumar

Shaikh Adeeba Farhin

Narwade Nikhil Narsingrao



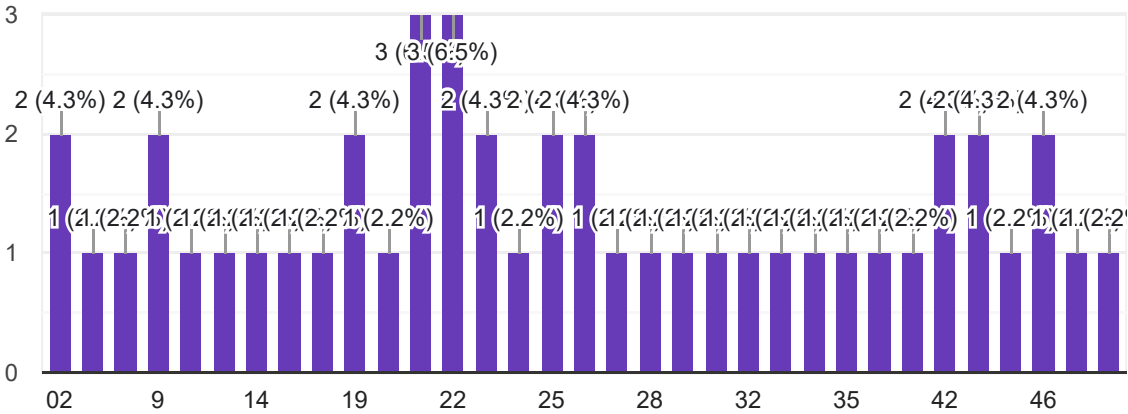
Rushikesh Popale

Tabassum begum

ROLL NO.

Copy

46 responses



EMAIL ID

46 responses

shubhangilende001@gmail.com

kadamkiran7972@gmail.com

Magarkailas888@gmail.com

damanepooja2000@gmail.com

rushikeshjaybhaye9673@gmail.com

vijnathghule0007@gmail.com

Priyankajondhle47@gmail.com

kendrekomal2001@gmail.com

khansafura272@gmail.com

vaishnavilashkare0@gmail.com

Saurabhkale036@gmail.com

shaikhalisha4411@gmail.com

giramparmeshwar843@gmail.com

shilpaj2212@gmail.com

waghesantosh007@gmail.com

shrutisolanke11@gmail.com

poonampitale@gmail.com

rohini3072000@gmail.com

Rushikesh2545@gmail.com

Kondamgireshubhangi@gmail.com

jotsnabhalerao88@gmail.com



araut3044@gmail.com

kiran30kale@gmail.com

anamfatema3899@gmail.com

adityasondare111@gmail.com

masira628@gmail.com

pandharigadekar2018@gmail.com

ydshinde0801@gmail.com

rutujapate532001@gmail.com

pallavibabar25@gmail.com

sahilkamble556@gmail.com

radhapatil44444@gmail.com

Kadamavantika20@gmail.com

fquadri11@gmail.com

Manfusa tarannum

gajananshinde121421@gmail.com

gayatrimalewar175@gmail.com

vaishnavipshinde21@gmail.com

rautrohini83@gmail.com

ashrangare2@gmail.com

ommahalle3127@gmail.com

vnp4481@gmail.com


Shaikhdradeebafarhin@gmail.com

nikhilnarwade1609@gmail.com



rushi991999@gmail.com

tabusk269@gmail.com



CONTACT NO.

46 responses

7517428439

7972902444

7820980164

9923885829

7083280354

7767979099

9421468318

8830078198

9422003000

9552251703

9168841777

8605474951

9503877384

9970744520

7498081221

9607632772

9503115238

9503619168

9766142666

7774979779

8805587288



9604784219

7972292205

7038989286

8804559999

9359584047

9146649291

9370170780

8080547138

9307152687

8830045322

7620966919

8999828264

7083130128

9595444789

7773904468

7410751706

8446873368

9975433892

9049279471

9021264160

8180007364

86684 54067

9922797199



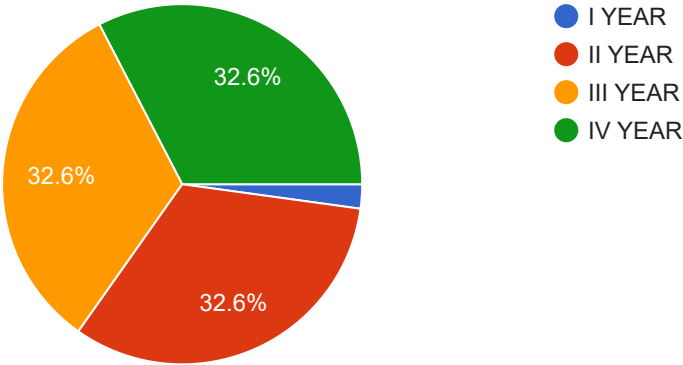
9011214262

8698349871

Year of study

 Copy

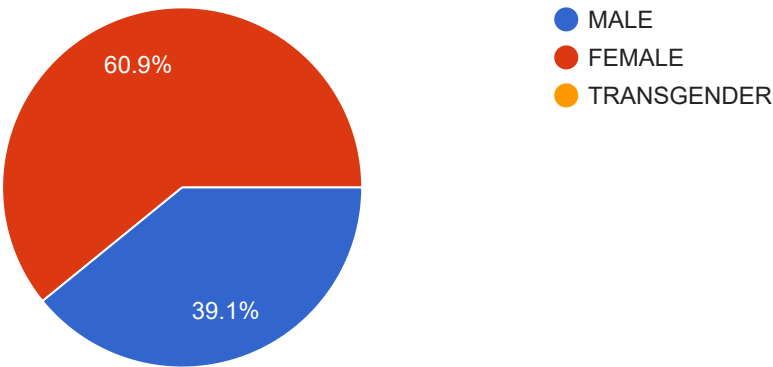
46 responses



GENDER

 Copy

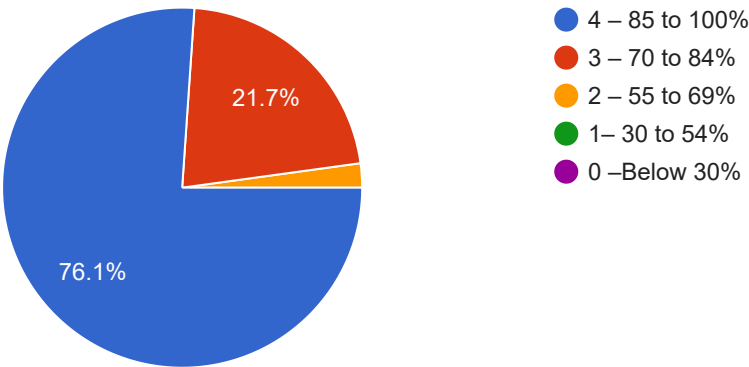
46 responses



1.How much of the syllabus was covered in the class?

 Copy

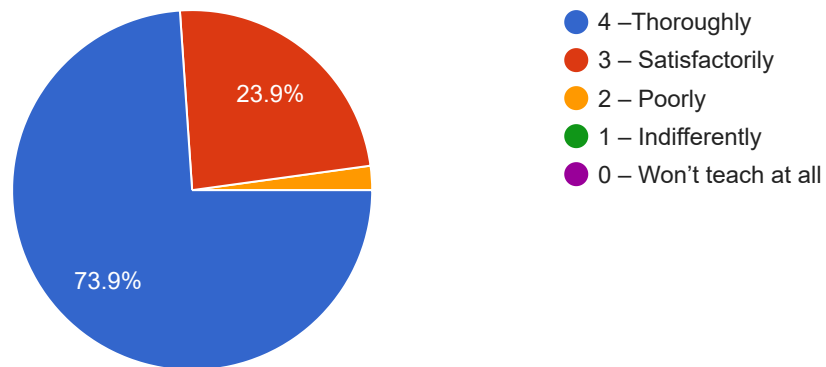
46 responses



2. How well did the teachers prepare for the classes?

 Copy

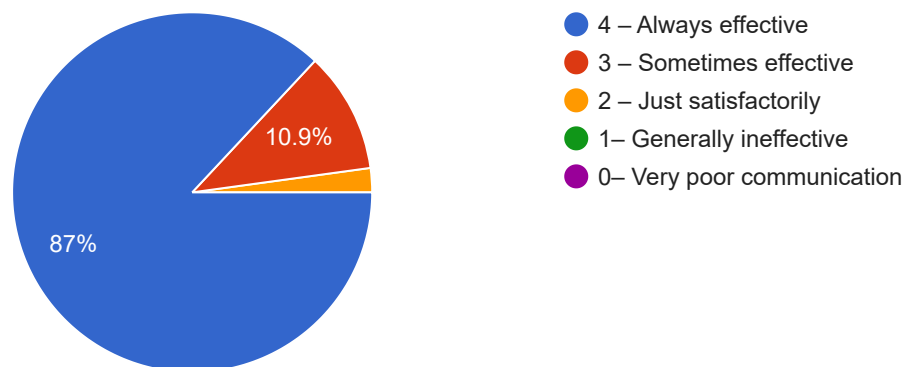
46 responses



3. How well were the teachers able to communicate?

 Copy

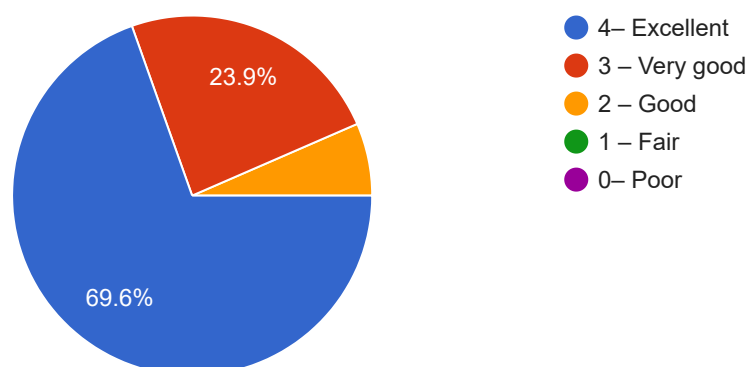
46 responses



4. The teacher's approach to teaching can best be described as

 Copy

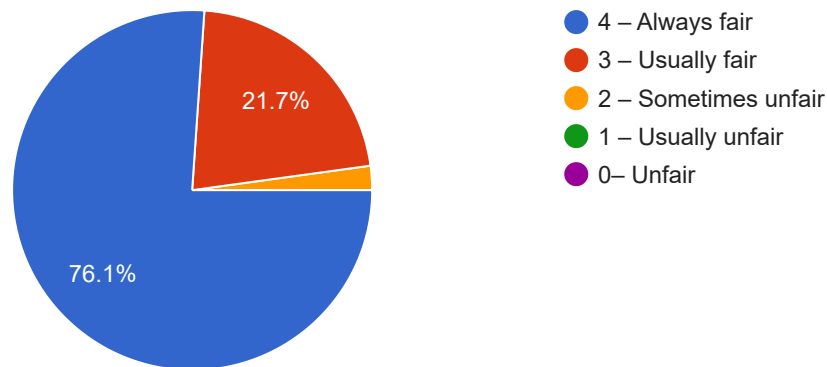
46 responses



5. Fairness of the internal evaluation process by the teachers

 Copy

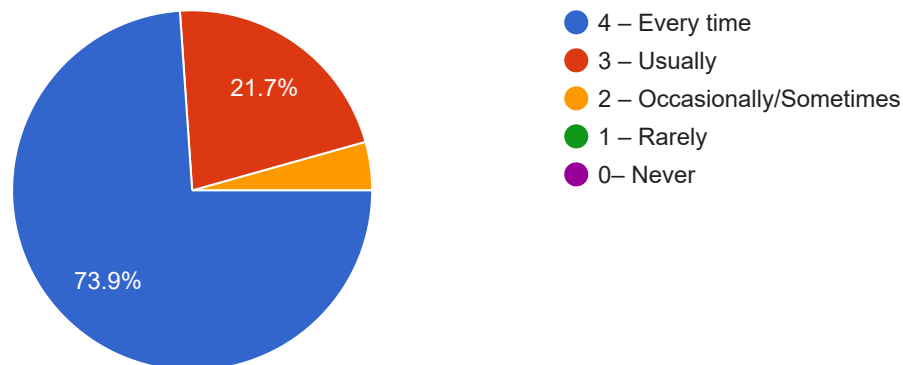
46 responses



6. Was your performance in assignments discussed with you?

 Copy

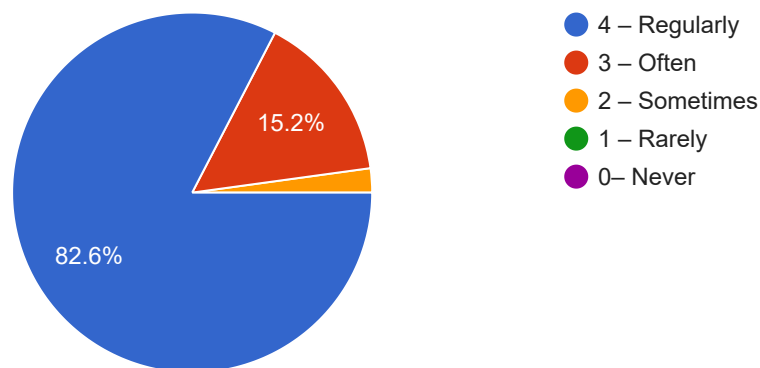
46 responses



7. The institute takes active interest in promoting internship, student exchange, field visit opportunities for students.

 Copy

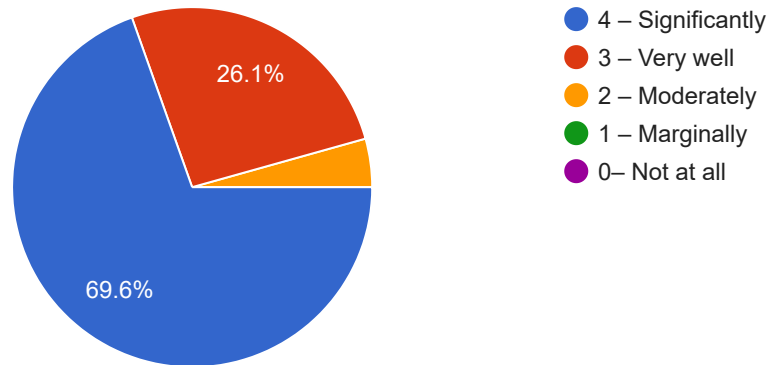
46 responses



8. The teaching and mentoring process in your institution facilitates you in cognitive, social and emotional growth.

 Copy

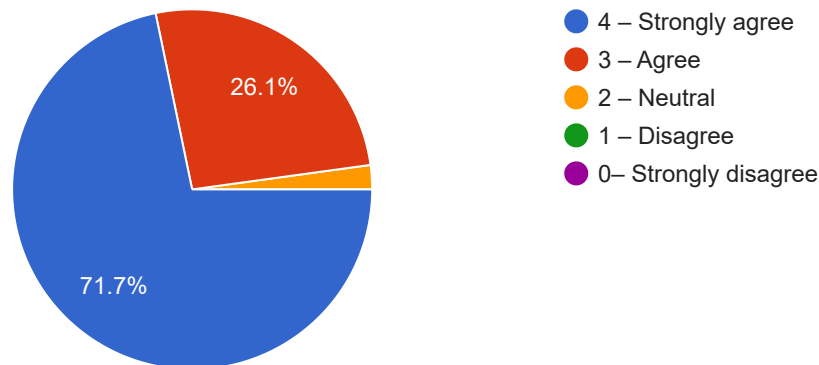
46 responses



9. The institution provides multiple opportunities to learn and grow.

 Copy

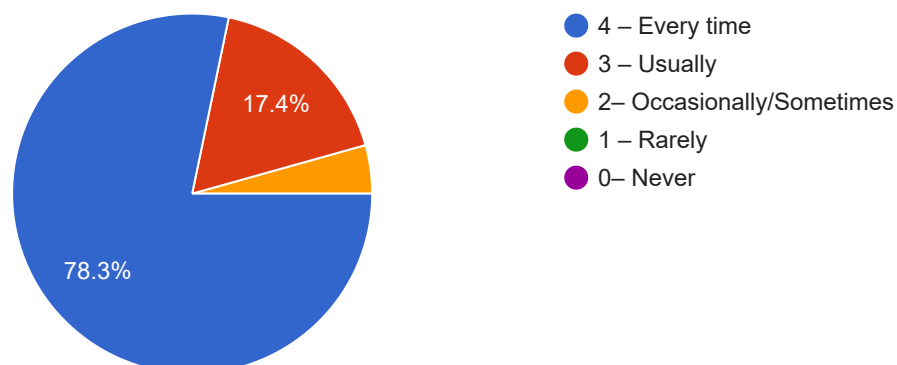
46 responses



10. Teachers inform you about your expected competencies, course outcomes and programme outcomes.

 Copy

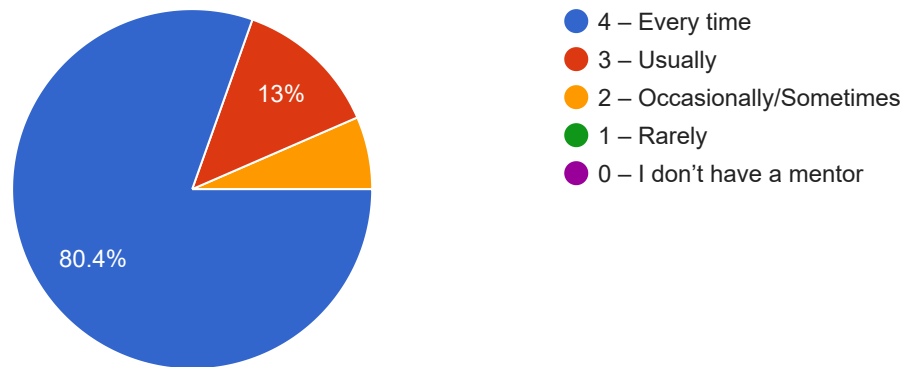
46 responses



11. Your mentor does a necessary follow-up with an assigned task to you.

 Copy

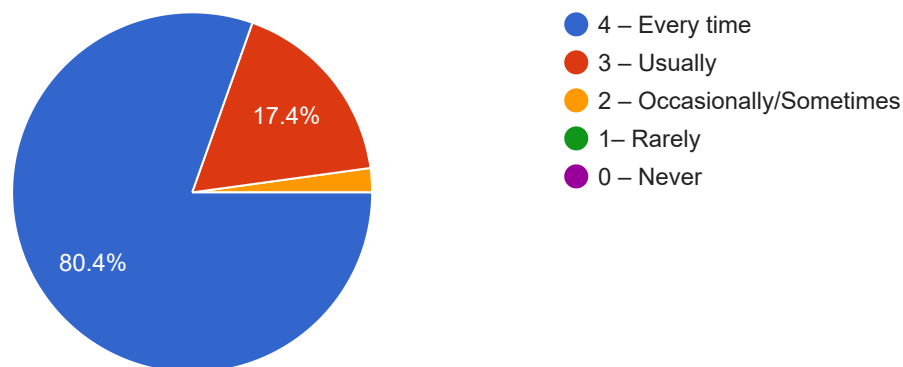
46 responses



12. The teachers illustrate the concepts through examples and applications.

 Copy

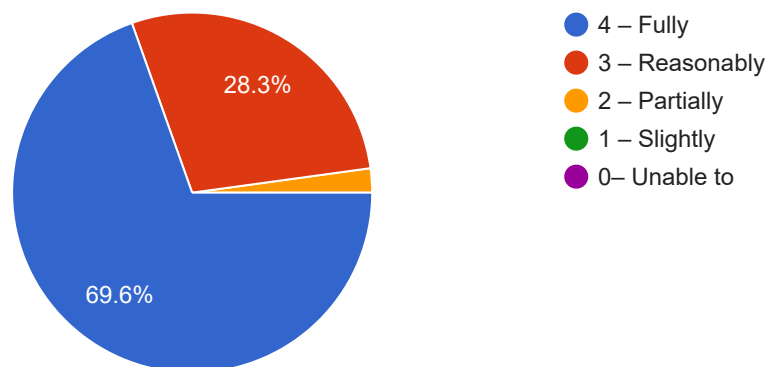
46 responses



13. The teachers identify your strengths and encourage you with providing right level of challenges.

 Copy

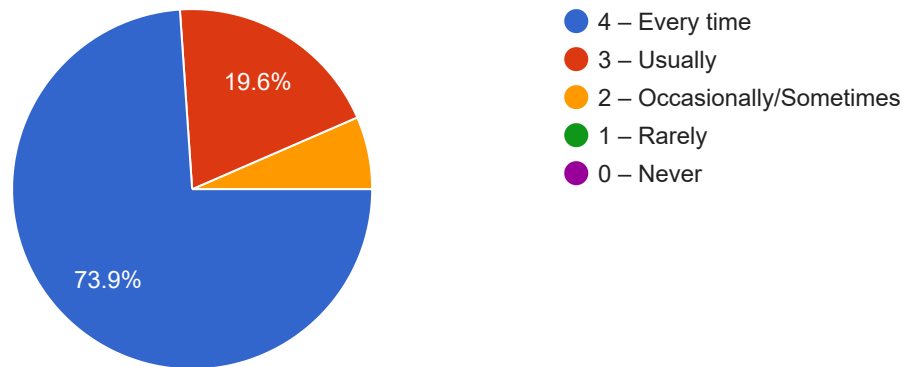
46 responses



14. Teachers are able to identify your weaknesses and help you to overcome them.

 Copy

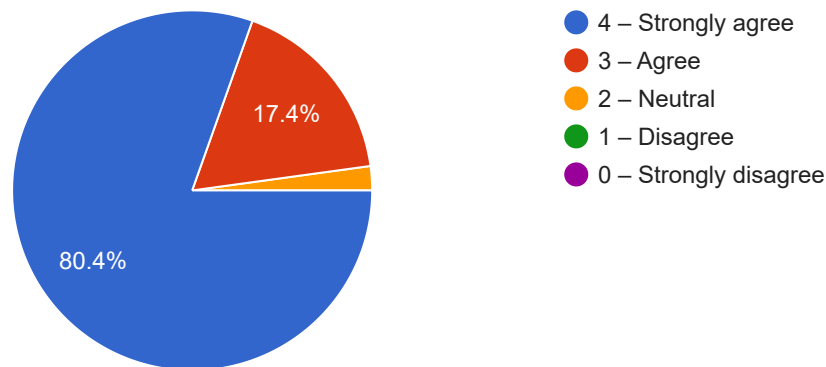
46 responses



15. The institution makes effort to engage students in the monitoring, review and continuous quality improvement of the teaching learning process.

 Copy

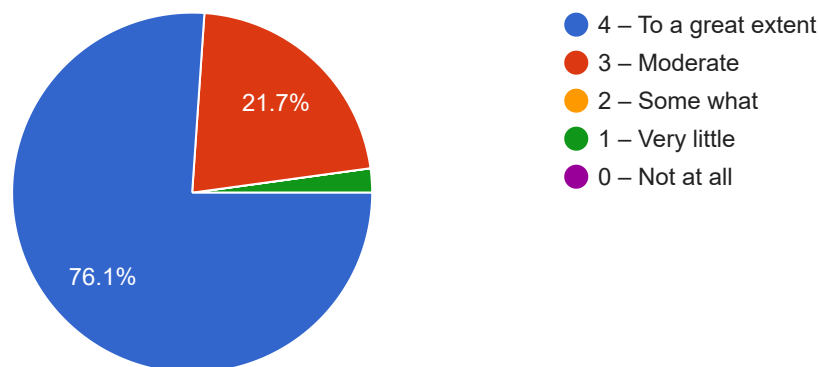
46 responses



16. The institute/ teachers use student centric methods, such as experiential learning, participative learning and problem solving methodologies for enhancing learning experiences.

 Copy

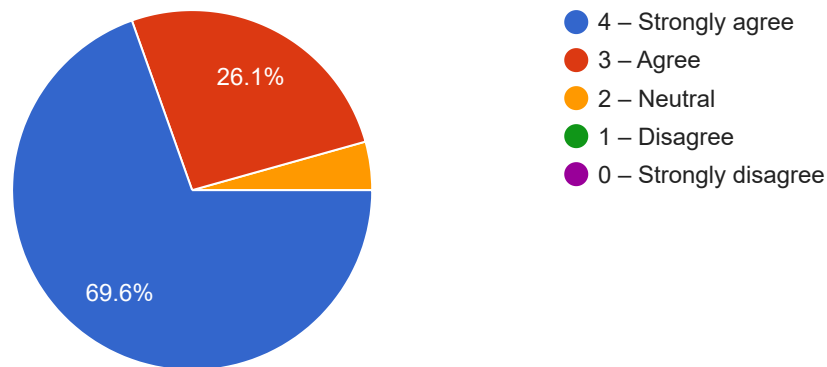
46 responses



17. Teachers encourage you to participate in extracurricular activities.

 Copy

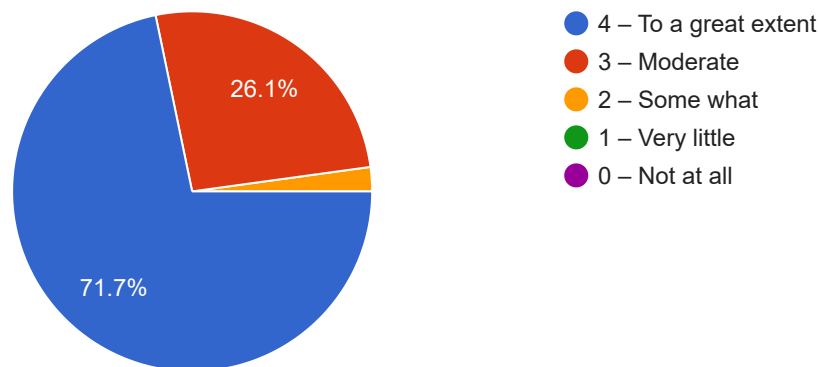
46 responses



18. Efforts are made by the institute/ teachers to inculcate soft skills, life skills and employability skills to make you ready for the world of work.

 Copy

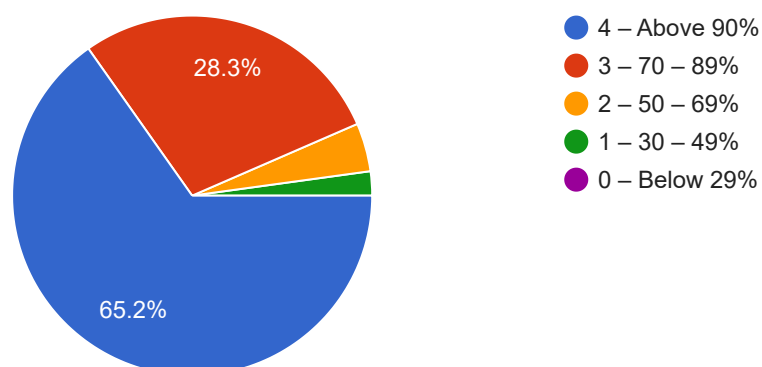
46 responses



19. What percentage of teachers use ICT tools such as LCD projector, Multimedia, etc. while teaching.

 Copy

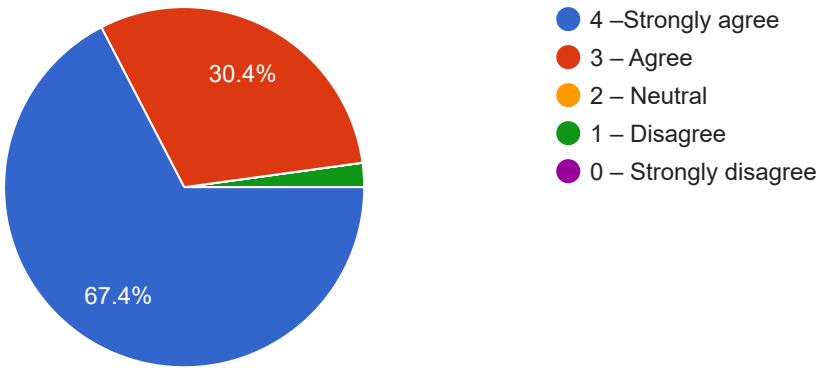
46 responses



20. The overall quality of teaching-learning process in your institute is very good.

 Copy

46 responses



21. Give suggestions to improve the overall teaching – learning experience in your institution.

46 responses

Good

Good

.

No suggestions

No suggestions

No suggestions every thing is good

...

No compaltion

..

Good teaching staff

Provide instrument models for practical purpose

Notes provide

No

Everything is nice

Maje a good auditorium for cultural events

No suggestions u

Make a good auditorium for cultural events

Auditorium

Keep afternoon clinical practical

Each and Every Faculty of our institute give their best to enhance students skills and learning and provide new tools and technologies to learn the best.



Great teaching

Good teaching staff

Nothing

no suggestion

No need

No any suggestion teaching is very nice in college

To Start A YouTube Channel where we will record and post the practical of Rasashastra and bhaishajya kalpana (Kupipakwa rasayan, parpati nirman , shodhan , etc) so that other could learn by seeing the videos, It is quite difficult to learn from books but when we see the practical demonstration learning become easy. And there are very few videos on the practical of rasashastra and bhaishajya kalpana on YouTube

2nd year staff is better

Everything is good

Teaching is good

Power point presentation needed

All things are good ,no doubt

Teacher students bond vary....

Keep it up

This content is neither created nor endorsed by Google. [Report Abuse](#) - [Terms of Service](#) - [Privacy Policy](#).

Google Forms





STUDENTS FEEDBACK FOR A.Y. 2022-23

173 responses

[Publish analytics](#)



NAME OF THE STUDENT

173 responses

Kadam Rutuja Sanjay

Pathan saba khanam sattar khan

Astha Nitin Dhattrak

Prajwal nandkishor patil

Shaikh Farha Naaz

Sakshi sanjay chopade

Anuradha jagannatha shankewar

Pratiksha milind acharya

Ghayal manisha Motiram

Atharva Dnyaneshwar Khandare

Nikhil Chotelal Gupta

Bazega kaukab

Barkade Swaranjali Anilkumar

Nirantar Rutuja ramchandra

Anuja Laxmikant Shinde

Ashlesha Jagannath Shankewar

Dorle samiksha kumnath

Amrin Sheikh munna

Pallavi Deepak mankari

Ghodeswar Akshata Dnyandev

Ausare Hindavi Shivaji



Sakshi Arun Pawar

Susmita ramkumar chaudhary

RUTUJA RAJU GIRI

Kapoor purva sham

Sontakke Komal Balaji

Rimsha Gouher Mohammed Akhtar

Mansee Sanjay Gaikwad

Khillare Ashwini Vijay

Sakhare Sakshi Nagnath

Latpate Mandakini Jagdish

Jadhav Mohini Hanuman

AYESHA MUNAWAR

Rutuja Hanmant Mane

Alwina Mahek Shaikh Ajar

Tejaswini Ramesh Taynak

Sangita shrirang bule

Prachi najukram chandewar

Sakshi shivkumar patil

Kharatmol Sneha Subhash

Shubhangi lende

Rushikesh Jaybhaye

Kiran Munjaji Kadam

Vaijnath keshav ghule



Komal kendre

Priyanka kailash jondhale

Najmul masira Abdul Muqet

Pathan safura Samreen javeed khan

Damane Pooja Nagnath

Vaishnavi Shivaji Lashkare

Saurabh Gangadhar kale

Mudassirkhan pathan

Jotsna Dhondiba Bhalerao

Anjali patil

Satish shankarrao pimpale

Gudle pooja

Satpute Rajabhau Sundar

Rushikesh Mundhe

pallavi tukaram babar

rutuja madhav pate

Bingewad Yogeshri Pandurang

Shaikh Mohammad Aaqib Mohammad Adil

Samiksha marotrao waghmare

Mohd Faizan Ziya Quadri

Rashmi Masule

Kendre Monika devidas

Sahil Prakash Kamble



Naik Falak Naz

Radha patil

Nikita Bhimrao Chavan

Kadam Avantika Anil

Sayli Satish Bhamre

Musale supriya balaji

Manfusa tarannum

Abbinandan shrangare

Gajanan Anirudha Shinde

Prerna shinde

Mohd Huzefa Hussain

Raut Rohini Shivajirao

Shaikh Sadaf Almas Salim

Syed musaib jafar

Vaishnavi Ranjit Chandel

Nupur subhash wankhede

Mohammad Sadaf jahan nazir

Gangthade shyam vishnu

Ware Ishwari Umeshrao

Pratiksha prathmesh karde

Pruthvi Gopal Londhe

Sakshi Agaji Thombre

Snehal Rajendra Kankute



Sneha Devidas chavan

ANIKET DASHARATH SANGEWAR

Gayatri Gopal Suryawanshi

Nikhil Keshav Pawar

Disha Damodhar shinde

Snehal kisanrao Kharat

Shivani shridhar kale

Nikita pandurang panchmase

Vaishnavi Santosh Khandare

Mungal shubhangi shankar

73 more responses are hidden



ROLL NO.

173 responses

19

23

38

16

25

31

27

68

14

06

43

13

24

48

12

61

65

81

83

01

04



9

07

59

87

84

49

30

40

77

75

67

33

93

11

58

39

37

22

17

15

03

54

36



69

32

35

09

50

47

44

53

98

26

100

56

42

20

85

05

46

Fourty Seven

3

7

08

13530

97



10
76
92
64
86
41
95
99
66
52
72
90
62
Five
78
63
4
51
88
18
74
02
29



21

8

45

89

57

60

73

96

71



EMAIL ID

173 responses

rutukadam753246@gmail.com

iampathansaba@gmail.com

asthadhatrak@gmail.com

prajwalpatil3375@gmail.com

sm.colour159@gmail.com

sakshisc2018@gmail.com

anuradhashankewar8097@gmail.com

acharyapm2000@gmail.com

Ghayalmanisha2@gmail.com

AtharvaEnter@protonmail.com

nikhilgupta9594@gmail.com

bazegakaukac@gmail.com

barkadeswaranjali@gmail.com

nirantarrutuja@gmail.com

shindeanuja002@gmail.com

anuradhashankewar123@gmail.com

samikshadorle927@gmail.com

sheikhamrin389@gmail.com

Pallavimankari712@gmail.com

akshataghodeswar1105@gmail.com

hindaviausare@gmail.com



sakshipawar563@gmail.com

chaudharysushma871@gmail.com

rutujagiri1809@gmail.com

purvakapoor1234@gmail.com

sontakkekomal213@gmail.com

mohammedakhtar314@gmail.com

manseegaikwad123@gmail.com

ashwinikhillare55@gmail.com

sakshisakhare089@gmail.com

mandu9379@gmail.com

jadhavguddi9103@gmail.com

ayeshamunawar303@gmail.com

rutumanepatil3014@gmail.com

alveena742003@gmail.com

tejaswinitaynak0@gmail.com

sangitabule362@gmail.com

prachichandewar50@gmail.com

Sakupatil7@gmail.com

Snehakharatmol02@gmail.com

shubhangilende001@gmail.com

jaybhayerushikesh44@gmail.com

kadamkiran7972@gmail.com

vaijnathghule0007@gmail.com



kendrekomal2001@gmail.com

Priyankajondhale47@gmail.com

masira628@gmail.com

Khansafura272@gmail .com

damanepooja2000@gmail.com

vaishnavilashkare0@gmail.com

Saurabhkale036@gmail.com

mudassirkhanpathan1999@gmail.com

jotsnabhalerao88@gmai.com

anjalipatil0983@gmail.com

Satishpimpale2504@gmail.com

Poojagudle5@gmail.com

dsatputelike@gmail.com

mundherushikesh75@gmail.com

pallavibabar25@gmail.com

rutujapate532001@gmail.com

yogeshribingewad@gmail.com

aquibshaikh310@gmail.com

samikshamarotraowaghmare@.com

fquadri11@gmail.com

masulerashmi2001@gmail.com

kendremonika09042002@gmail.com

sahilkamble556@gmail.com



falaknaazpbn@gmail.com

radhapatil44444@gmail.com

nikitachavan3757@gmail.com

Kadamavantika20@gmail.com

saylisatbhamre@gmail.com

Musalesupriya16@gmail.com

manfusat0203@gmail.com

ashrangare2@gmail.com

gajananshinde121421@gmail.com

vaishnavipshinde21@gmail.com

huzefa1007@gmail.com

rautrohini83@gmail.com

shaikh sdf786@gmail.com

syedmusaib378@gmail.com

vaishnavichandel606@gmail.com

nupurwankhede122@gmail.com

sadafjahan9322@gmail.com

shyamgangthade6@gmail.com

i4285256@gmail.com

pratikshakar27@gmail.com

pruthvilondhe55@gmail.com

sakshithombre663@gmail.com

snehalkankute7@gmail.com



snehachavan2103@gmail.com

aniketsangewar52@gmail.com

gopalks238@gmail.com

nkp7875@gmail.com

rdshinde142@gmail.com

snehalkharat803@gmail.com

opositive.shivanikale@gmail.com

nikitapanchmase@gmail.com

rushikhandare416@gmail.com

mungalshubhangi67@gmail.com

73 more responses are hidden



CONTACT NO.

172 responses

9359504235

7387749313

8080514003

8379017073

9156598759

8208124225

7219218097

8668455210

9967257569

8928999355

9021381971

8080793981

8010630026

9422879029

8180845697

94236 71899

9112719692

9579520360

7758956409

7083829194

7498619340



9322134547

9657001397

8080318007

9322297250

9881922254

7385352903

7020762884

8856983861

9699963143

7620658672

9527138393

8767475100

7796192387

9322617604

8888198385

9356713326

7517457031

99225 65585

7517428439

7083280354

7972902444

7767979099

8830078198



9421468318

9359584047

9422003000

9923885829

9552251703

9168841777

8956520880

8805587288

8767755156

7057887459

7821916714

9112878889

7721032384

9307152687

8080547138

7499735072

7558323324

8625836439

7083130128

9699128110

8625853427

8830045322

7666129843



7620966919

7972159484

8999828264

7798669885

8208246599

9595444789

9049279471

7773904468

8446873368

7249112355

9975433892

9021590027

7350701453

7264906245

9730863115

9322107668

9764885846

9420920780

9529136219

7722062060

9529552940

8767904443

7755956292



7798929763

9022554971

7820926593

8830990973

7775095855

7020007351

9309878091

8530759022

8956816243

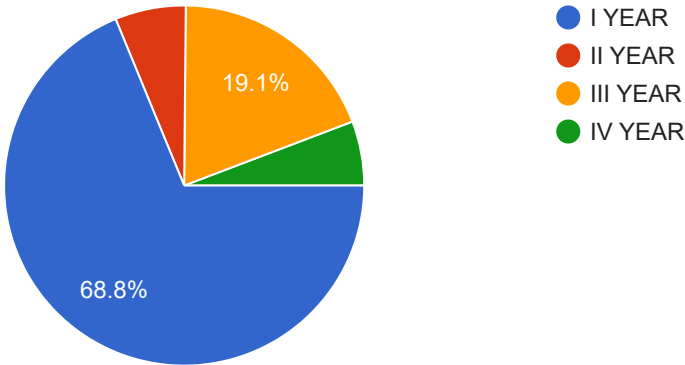
9370414107

72 more responses are hidden

YEAR OF STUDY

 Copy

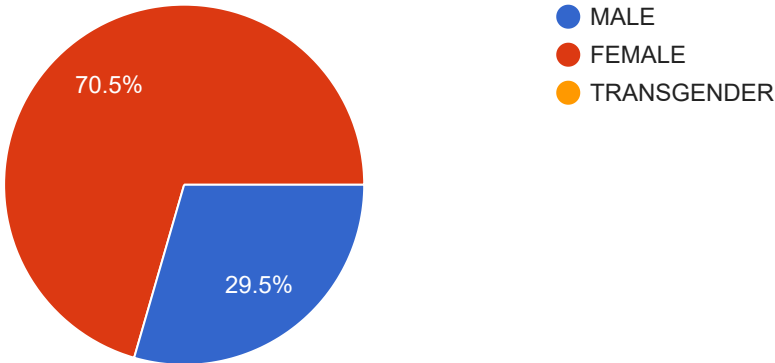
173 responses



GENDER

 Copy

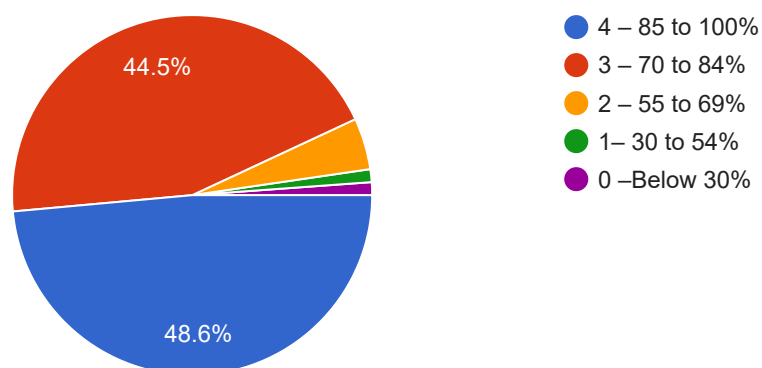
173 responses



1. How much of the syllabus was covered in the class?

 Copy

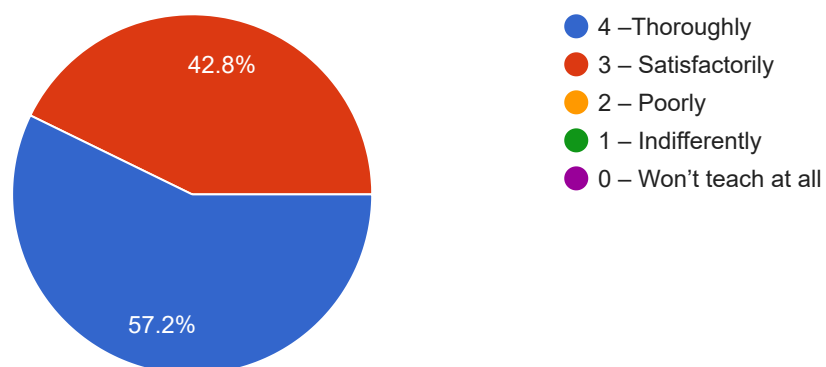
173 responses



2. How well did the teachers prepare for the classes?

 Copy

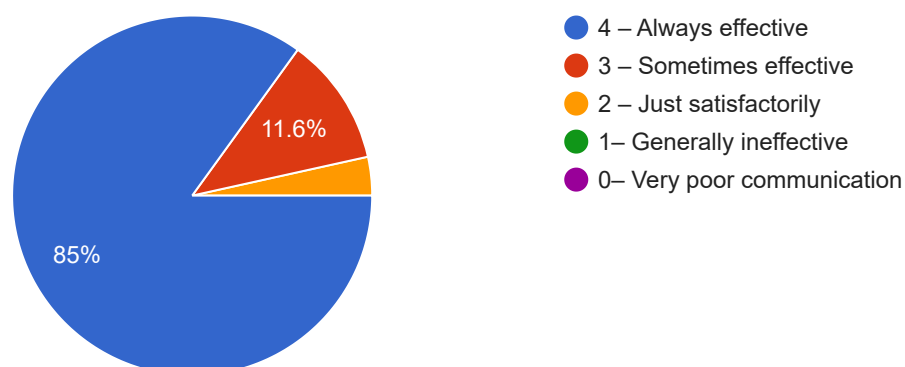
173 responses



3. How well were the teachers able to communicate?

 Copy

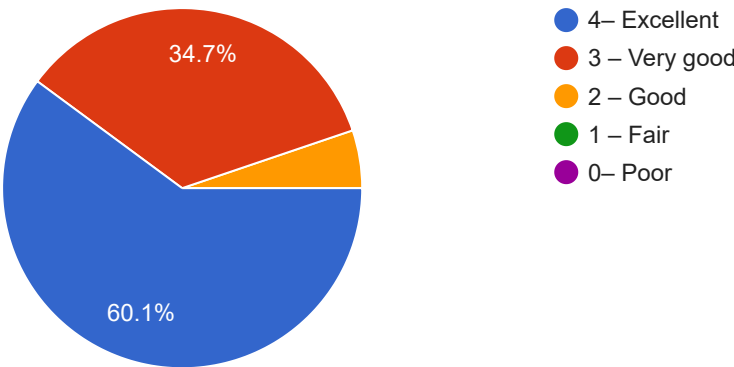
173 responses



4. The teacher’s approach to teaching can best be described as

 Copy

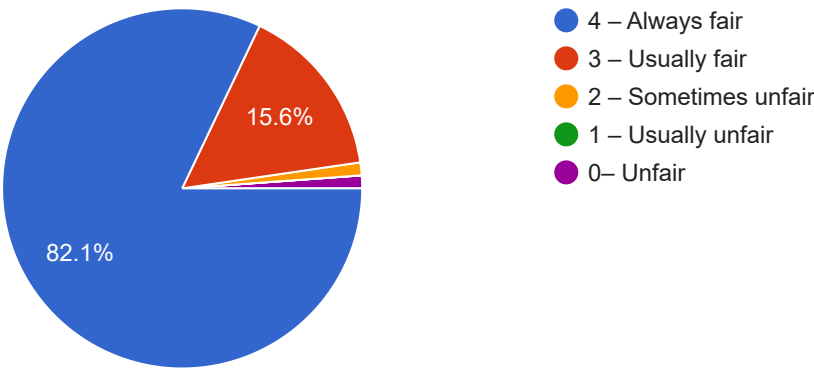
173 responses



5. Fairness of the internal evaluation process by the teachers

 Copy

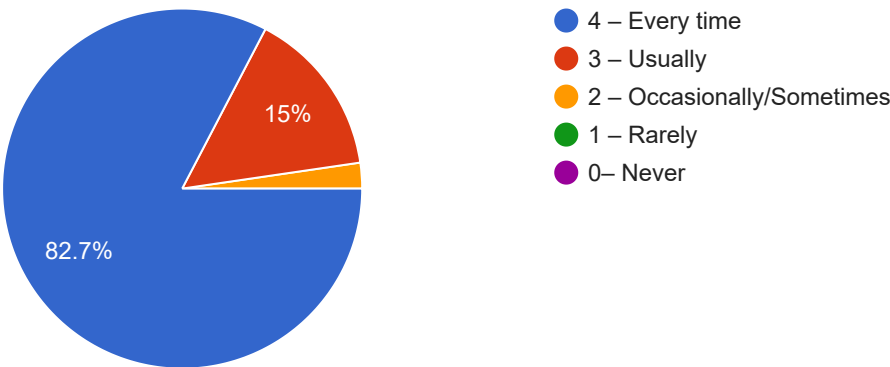
173 responses



6. Was your performance in assignments discussed with you?

 Copy

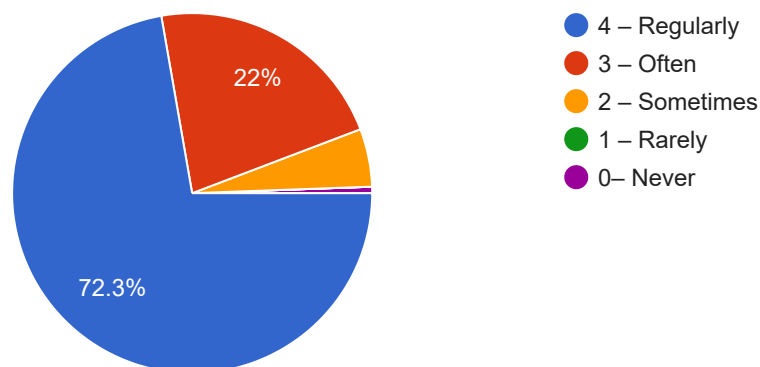
173 responses



7. The institute takes active interest in promoting internship, student exchange, field visit opportunities for students.



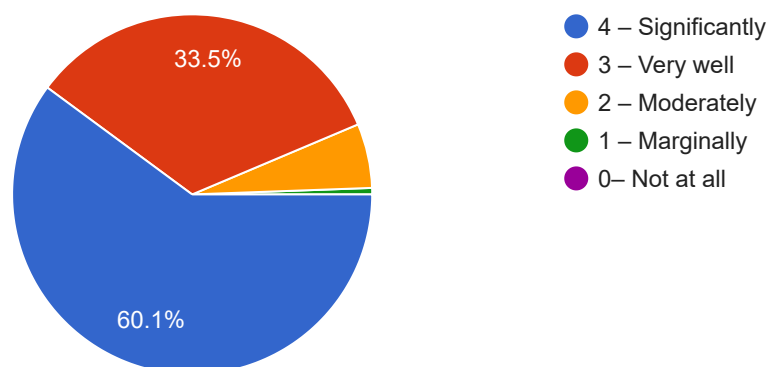
173 responses



8. The teaching and mentoring process in your institution facilitates you in cognitive, social and emotional growth.



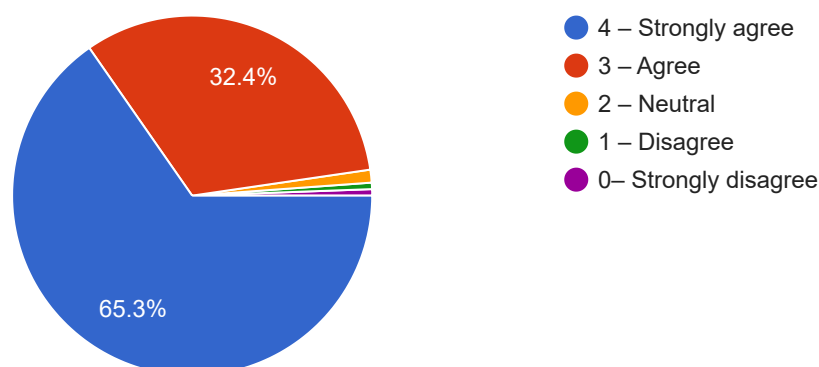
173 responses



9. The institution provides multiple opportunities to learn and grow.



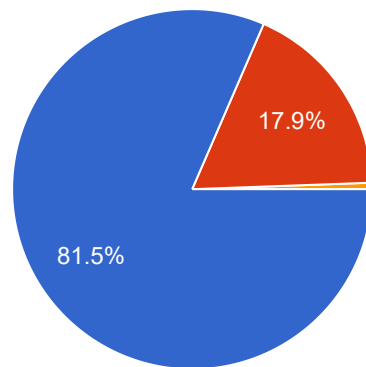
173 responses



10. Teachers inform you about your expected competencies, course outcomes and programme outcomes.



173 responses

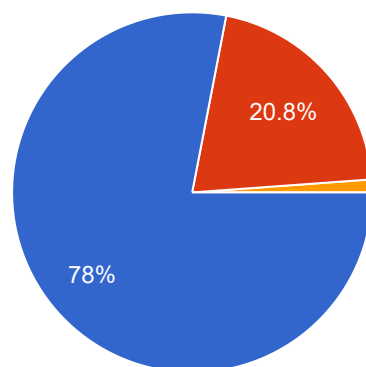


- 4 – Every time
- 3 – Usually
- 2 – Occasionally/Sometimes
- 1 – Rarely
- 0 – Never

11. Your mentor does a necessary follow-up with an assigned task to you.



173 responses

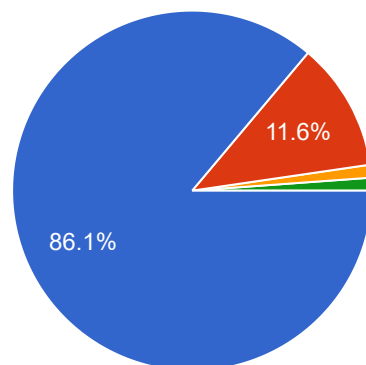


- 4 – Every time
- 3 – Usually
- 2 – Occasionally/Sometimes
- 1 – Rarely
- 0 – I don't have a mentor

12. The teachers illustrate the concepts through examples and applications.



173 responses



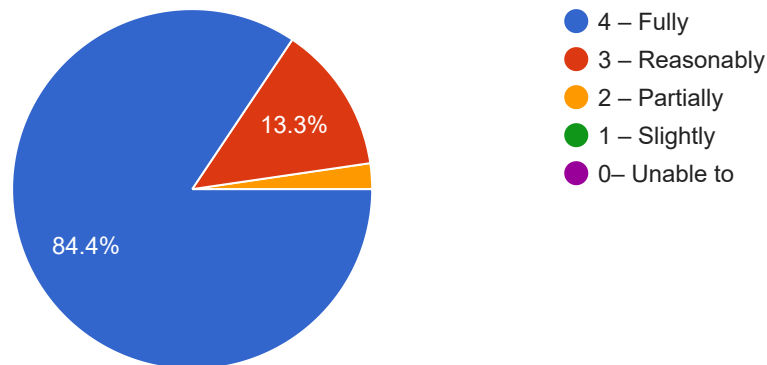
- 4 – Every time
- 3 – Usually
- 2 – Occasionally/Sometimes
- 1 – Rarely
- 0 – Never



13. The teachers identify your strengths and encourage you with providing right level of challenges.

[Copy](#)

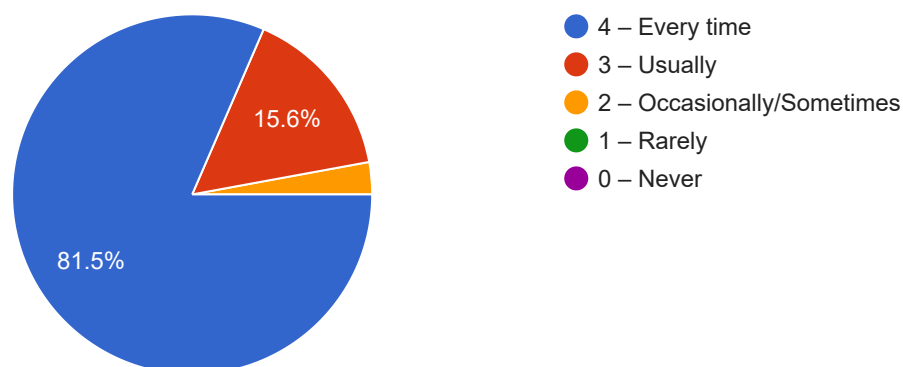
173 responses



14. Teachers are able to identify your weaknesses and help you to overcome them.

[Copy](#)

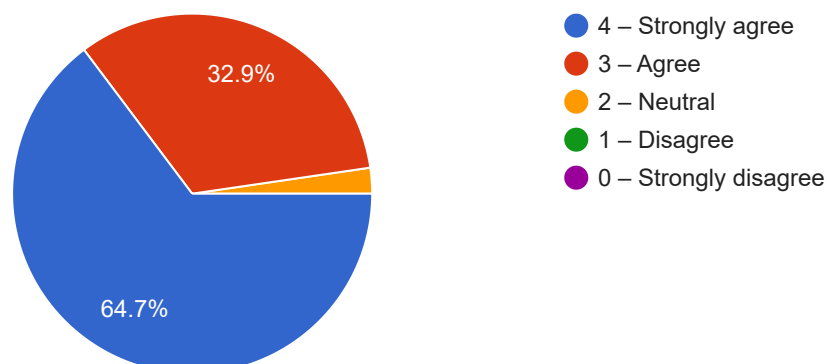
173 responses



15. The institution makes effort to engage students in the monitoring, review and continuous quality improvement of the teaching learning process.

[Copy](#)

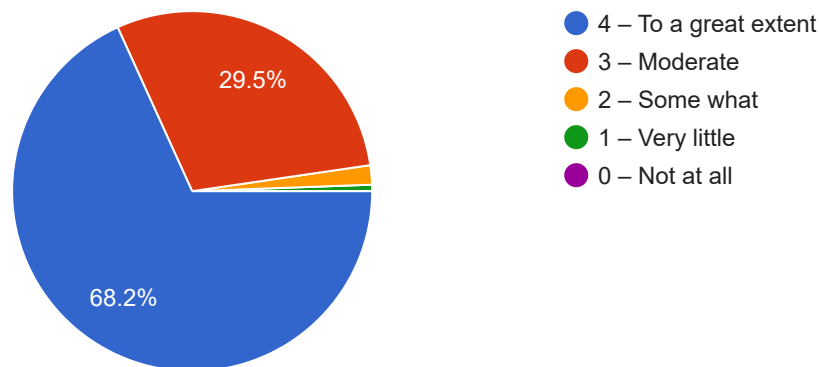
173 responses



16. The institute/ teachers use student centric methods, such as experiential learning, participative learning and problem solving methodologies for enhancing learning experiences.

 Copy

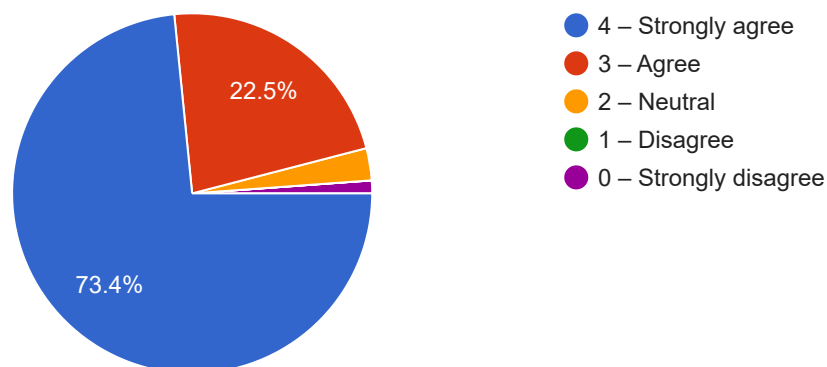
173 responses



17. Teachers encourage you to participate in extracurricular activities.

 Copy

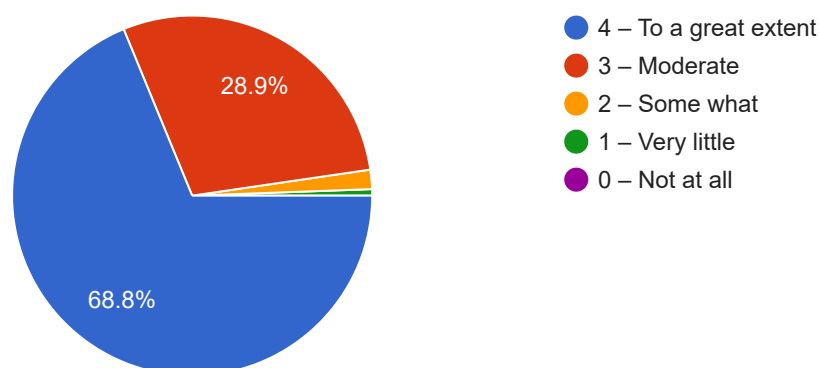
173 responses



18. Efforts are made by the institute/ teachers to inculcate soft skills, life skills and employability skills to make you ready for the world of work.

 Copy

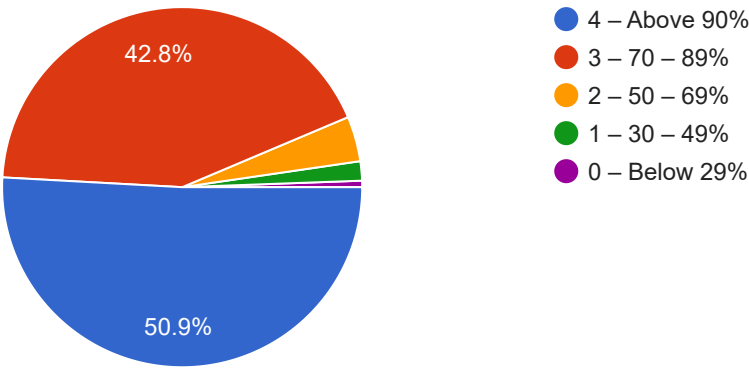
173 responses



19. What percentage of teachers use ICT tools such as LCD projector, Multimedia, etc. while teaching.

 Copy

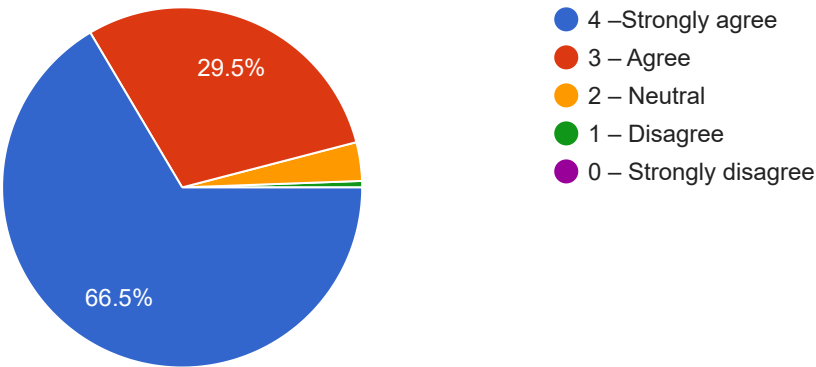
173 responses



20. The overall quality of teaching-learning process in your institute is very good.

 Copy

173 responses



21. Give suggestions to improve the overall teaching – learning experience in your institution.

173 responses

No suggestions

Good

No suggestion

No any suggestions

No suggestion

No suggestions

Nothing

.

-

Inadequate interval time

No

..

No need

Good

No any suggestions at all because they teach very well

Good not bad,, but travelling problem

Everything is all right

Increase of extra curricular activities in college

Inadequate break time

Understanding between students and teachers about there problems .

Increase lunch time



Digital learning with dissection anatomical and physiological studies

Everything is up to the mark

Inadequate time interval for break

Inadequate time for break 30 minutes is not sufficient for us

In addequt interval time

Improve the physiology lab, provide more instruments there and please provide new cadaver every year in anatomy lab

Inadequate interval time.

Anatomy dissection time should be increased

No any suggestion

Time management of lectures hours.

Lunch break time should be increased

No any suggestions all is good

2 lectures in week for sports

No any suggestions.. Everything is good

More student teacher interaction.

no suggestions

Introduce skills based learning programs which helpful for students

no suggetion

No any response

Give us more graphic and visual media to understand crime scenes and provide us field visits and educational trips to encourage us about particular subject

1. Implement interactive teaching methods, such as group discussions and hands-on activities, to engage students actively in the learning process.

2. Embrace technology by incorporating educational apps, online resources, and virtual simulations to enhance learning beyond traditional methods.



3. Foster a collaborative learning environment, encouraging students to work together on projects and share their knowledge and experiences.
4. Provide regular constructive feedback to students, highlighting their strengths and areas for improvement, to support their continuous learning and growth.
5. Offer professional development opportunities for teachers to stay updated on the latest teaching methodologies, technologies, and educational trends.
6. Establish clear communication channels between teachers, students, and parents to ensure everyone is informed and involved in the learning journey.
7. Create a flexible curriculum that allows for personalized learning paths, catering to individual student interests and learning styles.
8. Integrate real-world applications into lessons, helping students understand the practical relevance of what they are learning.
9. Foster a positive and inclusive learning environment that promotes diversity and respects different perspectives and backgrounds.
10. Encourage extracurricular activities and interdisciplinary projects to provide students with a holistic learning experience.

No sujection

1.focus on improving student quality matters with teacher quality
and include extra curricular activities atleast which conducted by other colleges

Excellent

Interval time should be extended.

No suggestions every thing is good

Good teaching staff

Provide good teaching staff

Provide teaching staff

Provide teaching staff

PSM have to be teach

No comment

Padarth was very good



Over all teaching is good

no suggestions

Every thing in college is excellent and teaching staff is very helpful to students

Ssvp ac hatta

Everything Is Perfect

Everything is going well in this institution.

Excellent teaching

The quality and learning process is good

Excellent

Teaching is very nice in college

If we are taught in Hindi, it would be easier to understand.



3rd year staff is Good

Everything is good enough

Very good

Overall teaching staff is good

Students discussion through different activities

New cadaver for dissection for new barch

Every year should get one new body for dissection

Our college is doing in over all activities

But i like to give suggestion about ... To improve the updown facilities ... For students living 50 to 60 km away from clg (plz provide 2 more buses)

Institute is incredible

College is best

Promote good student.



All the faculties in college are good enough.
Teachers interaction with us is uniform.

All teachers teaches on PowerPoint presentation but involvement of more vedio / animation must be included

Actively participate all students for all activities

Add new teacher

No suggestions required... excellent Learning experience

Teaching is good and have friendly communication with teachers

All teaching staff are so helpful and excellent...

No need suggestions

No suggestions required excellent learning experience

Every thing is best no improvement is required

Every thing is best ,no improvement is required

Teaching of our institute is very excellent
Our teachers always try to teach by easy and simple method 👍

All teachers gives their all efforts.

Co curricular activities should be improved

Teaching staff and college is best

Less theoretical more practical knowledge

No suggestions ever because we got best teachers

Teachers and college is best.

What so ever is needed in our college most of that things are present. That makes us learning experience better.

Improvement in ppt presentation

No suggestions at all because they teach very well

Teachers good at every thing no need to change



Since everything thing is better so I feel that no suggestions are required

43 more responses are hidden

This content is neither created nor endorsed by Google. [Report Abuse](#) - [Terms of Service](#) - [Privacy Policy](#)

Google Forms



